

# OFFICE OF INSPECTOR GENERAL JEFFERSON PARISH



## PUBLIC INVESTIGATION REPORT

### JEFFERSON PARISH'S VEHICLE TRACKING AND MANAGEMENT SYSTEM

**2018-0007**

INVESTIGATION  
ISSUED 4/7/2020



OFFICE OF INSPECTOR GENERAL  
JEFFERSON PARISH

DAVID N. MCCLINTOCK  
INSPECTOR GENERAL



DATE: 04/07/2020

TO: The Citizens of Jefferson Parish

FROM: David McClintock, Inspector General

RE: Investigative Report #2018-0007: Jefferson Parish's Vehicle Tracking and Management System.

Please find attached the Jefferson Parish Office of Inspector General's (JPOIG) Public Report of Investigation on Jefferson Parish's Vehicle Tracking and Management System.

The report addresses, in large part, the Parish's implementation, use, and practices related to the vehicle tracking and management system acquired under the contract with Sprint from 01/01/2016 to 12/31/2018.

The JPOIG's objectives for this investigation were to:

- 1) Analyze billing elements and Parish's payments under the Sprint contract;
- 2) Assess the efficiency and effectiveness of the Parish's vehicle tracking system as currently implemented; and
- 3) Identify any fraud, waste, abuse or potential cost savings related to the Parish's vehicle tracking system practices.

A Confidential Draft Report was issued on 11/26/2019 to the Parish Council and the Administration. The Administration requested and was granted a 30 day extension to respond to the draft report. A Confidential Draft Report was issued to non-Parish recipients on 02/26/2020. The JPOIG received a response from the Parish Administration. No other responses were received.

The report contains three specific findings and makes related recommendations regarding Jefferson Parish's vehicle tracking management system. These are summarized as follows along with the Administration's response.

### Findings

1. Underutilization of the Vehicle Tracking and Management System related to the decentralized implementation and lack of engagement of additional data offered through the system such as predictive maintenance, and diagnostic reporting, and driver safety tracking accident reporting.
2. Inadequate System Cost Controls identified included \$69,965.72 expended for dormant devices in 2017 and 2018.
3. Excessive Vehicle Idle Time was identified as an area of concern and further review. Analysis of 2016, 2017 and 2018 identified 393,979 hours of collective idle time at an estimated associated cost of \$756,265.24 for the 52% of the fleet which was monitored.

## **Recommendations**

1. Consolidate the current 14 user portals into a single managed portal to ensure consistent data management and allow for department-specific access to individual vehicle information.
2. Engage in a purposeful and directed management initiative through Parish-wide policy to:
  - a. Reduce vehicle maintenance costs,
  - b. Track and enhance driver safety,
  - c. Reduce idle time, and to
  - d. Utilize the accident reporting and data collection.
3. Direct Departments identified as having expended funds for dormant vehicle tracking devices to:
  - a. Reconcile existing devices with actual needs/usage and deactivate, return or place unused remaining devices into lower cost standby mode.
  - b. Not acquire additional units until it is actually needed.
4. Utilize the vehicle data already collected to employ policies and procedures to effectively reduce idle time for all Fleet vehicles.

Explore options through the LDEQ and EPA for grants available to reduce diesel emission from idle time.

## **Administration's Response**

The Administration responded to the report on 02/15/2020. In its response, the Administration agreed to identify personnel to develop and implement a Corrective Action Plan with the goal of allowing for: (i) a more uniform and consistent approach to managing and evaluating the data collected by the system; (ii) proper inventory management of tracking devices to facilitate maximum cost control; and (iii) assessment of data to effectively reduce idle times and manage maintenance of Parish vehicles. The Administration's response to individual findings are summarized below:

1. Response to Underutilization of the Vehicle Tracking and Management System: The Administration acknowledges that the Parish's current utilization of the system results in inconsistent management of data collected by various departments. The Administration, further acknowledges that in order to maximize the value of the system the Parish should develop policies regarding the types of data tracked and the Departments responsible for evaluating and using the data, to ensure a more uniform and consistent approach to monitoring data.
2. Response to Inadequate System Cost Control: The Administration agrees that the proper inventory management would directly result in better cost control. Additionally, a well-developed policy regarding installation and deactivation of devices in vehicles requiring maintenance from Fleet Management and vehicle allocated for surplus would aid in cost control. The Administration has confirmed with the vendor that "stand-by-mode" is not available for these devices.

3. Response to Excessive Vehicle Idle Time: The Administration agrees with certain findings in the draft that costs associated with unnecessary idle time versus operationally necessary idle time are unknown and that the data collected is not evidence of wasteful expenditures, but could lead to reduced costs if actively managed where appropriate. Department Directors consistently provided responses identifying situations and/or vehicles where idle time is necessary and/or required. For example, The Departments of Streets, Parkways and Drainage each noted that the utilization of specialized equipment with onboard systems that use the engine for operation results in increased idle time (e.g., bucket trucks, grapple trucks, and flush trucks that clean catch basins).

Respectfully,



David McClintock



# Jefferson Parish's Vehicle Tracking and Management System

2018-0007

## Table of Contents

INTRODUCTION	001
OBJECTIVES, SCOPE AND METHODOLOGY	001
BACKGROUND	002
DATA REVIEW & ANALYSIS	002
A. Vendor Invoicing and User Management	003
1. Dormant Devices	003
2. Standby Mode	006
3. Idle Time	006
B. Decentralized Implementation Model	009
1. Multiple User Portal Inefficiencies	009
FINDINGS AND RECOMMENDATIONS	011
ATTACHMENTS	014
Attachment A – Sprint Contract	014
Attachment B – 2017 Monthly Summary by Device	061
Attachment C – 2018 Monthly Summary by Device	070
Attachment D – Department Watchdog Report	080
Attachment E – Inspections Watchdog Report	108
Attachment F – Idle Cost 2016 - 2018	110
Attachment G – Idle Duration	171
Attachment H – Parish Administration's Response	224



OFFICE OF INSPECTOR GENERAL  
JEFFERSON PARISH

DAVID N. McCLINTOCK  
INSPECTOR GENERAL



<b>Date of Report:</b> 04/07/2020	<b>PUBLIC INVESTIGATION REPORT</b>	<b>Case:</b> 2018-0007
<b>Timeframe:</b> 01/01/2016 – 12/31/2018	<b>Investigation By:</b> Paul Lumpkin	<b>Status:</b> Public
<b><u>Subject of Investigation</u></b> Jefferson Parish’s Vehicle Tracking and Management System		

**INTRODUCTION**

Pursuant to JPCO §2-155.10(11) (a), the Jefferson Parish Office of Inspector General (“JPOIG”) initiated an investigation into the Parish’s use of vehicle tracking devices acquired under a contract with Sprint Solutions, Inc. (“Sprint”). The investigation was initiated based upon internal information.

This investigation was conducted in accordance with the Association of Inspectors General Standards for Investigations.

**OBJECTIVES**

The JPOIG’s objectives for this investigation were to:

- 1) Analyze billing elements and Parish’s payments under the Sprint contract;
- 2) Assess the efficiency and effectiveness of the Parish’s vehicle tracking system as currently implemented; and
- 3) Identify any fraud, waste, abuse or potential cost savings related to the Parish’s vehicle tracking system practices.

**SCOPE & METHODOLOGY**

The scope of the investigation included the Parish’s implementation, use, and practices related to the vehicle tracking devices acquired under the contract with Sprint from 01/01/2016 to 12/31/2018.

To accomplish the objectives, the following were undertaken:

- Identified the method and manner in which the Sprint contract was implemented in the Parish,
- Analyzed the use of the system on a departmental user level,

- Analyzed billing and invoicing related to the vehicle tracking devices,
- Conducted interviews; and
- Reviewed open source information.

Acronyms

<b>JPOIG</b>	Jefferson Parish Office of Inspector General	<b>Parish</b>	Jefferson Parish
<b>GPS</b>	Global Positioning System	<b>Fleet</b>	Fleet Department

**BACKGROUND**

During the period of this investigation Jefferson Parish utilized GPS based vehicle tracking devices for aide in the fleet management of more than 500 vehicles.<sup>1</sup> The vehicles monitored during this investigation were assigned to 10 separate departments.<sup>2</sup> Some departments have multiple portals. The system provides data and analytics that permit Parish management to monitor vehicle locations, driving behaviors, optimize driver dispatch and routing, assess vehicle performance, etc.

The Parish procures the vehicle tracking services through Sprint Spectrum LP d/b/a Sprint PCS (“Sprint or vendor”) via a State contract (“contract”).<sup>3</sup> Sprint has partnered with GeoTab, Inc. (“vendor partner”), who provides the web based user management system.<sup>4</sup> The individual tracking devices transmit vehicle information via the Sprint cellular network to GeoTab. Users then access the information for the vehicles in their account through the management portal. There are currently 14 user portals. Each portal is configured as its own account and data is not shared between accounts.

Invoicing is through Sprint and each account is billed independently. Invoicing contains charges relevant to each specific tracking device and the amounts of data transmitted by the device.

**DATA REVIEW & ANALYSIS**

The investigation involved obtaining and analyzing Sprint invoices and related costs, accessing and analyzing information generated by the data collected from the tracking devices, and assessing the efficiency and effectiveness of the current decentralized implementation model. Each of those areas will be addressed sequentially and in detail.

---

<sup>1</sup> This number varies as tracking devices may go in and out of service. In January 2018 591 tracking devices were being billed to the Parish. In December 2018 690 tracking devices were being billed to the Parish. In January 2017 508 tracking devices were being billed to the Parish. In December 2017 584 tracking devices were being billed to the Parish.

<sup>2</sup> Prior to 2017 there were 15 portals. As of the date of this report there are 14 active portals.

<sup>3</sup> Refer to Attachment A.

<sup>4</sup> GeoTab Inc. is a privately held company that specializes in the area of global positioning systems, fleet management, and vehicle tracking.

According to information provided, Fleet manages roughly 1252 vehicles with an estimated current book value of \$81,574,754.<sup>5</sup> Total dollar amounts billed by Sprint to the Parish in 2017 and 2018 were \$154,732.54 and \$167,890.48, respectively.

### **A. Vendor Invoicing and User Management**

The JPOIG analyzed data provided by both GeoTab and Sprint. The Parish's tracking devices are billed individually to the assigned user department. Regarding invoicing the contract states as follows: "Sprint [the vendor] may begin invoicing Customers in full for non-recurring or recurring charges on the date the Product or Services are installed or delivered and made available."<sup>6</sup>

The Parish installs its own devices, which results in the Parish being billed when the products are delivered. Delivery of the tracking device to the Parish does not necessarily coincide with the installation of the device by the user departments. However, the time between delivery and installation is invoiced resulting in the expenditure of funds where no value is obtained by the Parish.

Upon request the vendor provided the JPOIG with a report for all individual devices billed to Parish users. This report included device level data including the user department billed, billing cycles, and data usage amounts by "Kilobyte".<sup>7</sup> Once a tracking device is installed and powered up it will intermittently transmit an "OK" status signal. The transmitted "OK" signal is captured and reported as data usage on the vendor invoice, even if that device is stationary for long periods of time. A tracking device that is not installed or becomes unplugged will not transmit the "OK" status signal (referred here thereafter as dormant devices). The record of the "OK" status signal can, and should, serve as a valuable management tool for controlling costs.

#### 1. Dormant Devices

During analysis of the system the JPOIG observed a substantial number of instances where user departments were invoiced and paid for monthly tracking devices that were not transmitting any data, indicating the devices were dormant. Substantial periods of dormancy were observed among devices that were delivered and not yet installed and where devices were unplugged after initial installation.

Costs expended by user departments in 2017 and 2018 for dormant tracking devices total \$68,965.72. See Table 1. The data demonstrates the costs associated with maintaining dormant tracking devices was approximately \$30,000 in 2017 and increased by 25% to more than \$39,000 in 2018. The most significant costs were incurred by Streets Department with approximately \$23,000 and the Drainage Department with approximately \$10,000 in expenses for dormant devices.

---

<sup>5</sup> Per report provided by Fleet. Date report generated was 07/19/19.

<sup>6</sup> Refer to Attachment A – Contracts Additional Terms – 3.1A.

<sup>7</sup> Kilobyte is unit of computer data equal to 1,024 bytes.

The JPOIG analyzed the available invoice data to determine periods of dormancy. Based upon Sprint's records the JPOIG determined that multiple devices were dormant; however, the periods of dormancy varied greatly. <sup>8</sup> See Table 2.

The JPOIG observed that 58% of dormant devices billed were found to be dormant between 1-3 months. In both years examined, the number and percent of devices generally decreases as the periods increase. However, there were 72 invoiced devices that were dormant for the entire year.

Departments	2017	2018	Total
Animal	\$1,859.20	\$1,261.16	\$3,120.36
Drainage	\$2,778.36	\$7,140.62	\$9,918.98
Engineering	\$1,045.50	\$1,889.20	\$2,934.70
Inspections-Engineering	\$484.50	\$1,334.14	\$1,818.64
Juvenile Services	-	\$186.75	\$186.75
Investment Rehab	\$(23.34)	-	\$(23.34)
Library	\$604.31	\$1,103.34	\$1,707.65
Parkways	\$2,691.75	\$3,771.65	\$6,463.40
PMZ-QOL	\$605.94	\$252.04	\$857.98
PW Central	\$1,198.50	\$1,076.53	\$2,275.03
SCADA	\$1,068.79	-	\$1,068.79
Sewerage	\$5,120.77	\$3,534.63	\$8,655.40
Streets	\$8,289.98	\$14,621.48	\$22,911.46
Traffic Engineering	\$141.00	\$702.44	\$843.44
Water	\$3,860.15	\$2,366.33	\$6,226.48
<b>TOTAL</b>	<b>\$29,725.41</b>	<b>\$39,240.31</b>	<b>\$68,965.72</b>

Departments	2017						2018					
	1-3 Months	4-6 Months	7-10 Months	11 Months	12 Months	Total	1-3 Months	4-6 Months	7-10 Months	11 Months	12 Months	Total
Sewerage	12	11	12	-	3	38	29	5	1	2	4	41
Pub Wrks - Investment Rehab	-	-	-	-	-	-	-	-	-	-	-	-
Engineering - Traffic	1	1	-	-	-	2	16	2	-	-	-	18
Engineering - Inspections EB	-	-	1	-	1	2	9	-	-	-	2	11
Drainage	30	7	3	-	2	42	36	11	10	2	7	66
Animal Shelter	2	4	-	4	-	10	-	1	-	-	4	5
Water	15	3	-	-	10	28	28	9	1	-	-	38
Streets	33	3	3	2	19	60	63	74	29	4	-	170
East Bank Library	20	-	-	-	-	20	23	-	-	-	1	24
Juvenile Services	-	-	-	-	-	-	8	-	-	-	-	8
Pub Wrks - Central Whse	-	-	3	-	2	5	-	-	1	1	2	4
Parkways	4	3	2	-	6	15	41	2	10	-	3	56
Engineering - SCADA	12	2	-	1	1	16	-	-	-	-	-	-
Engineering	1	-	2	-	2	5	1	-	1	1	4	7
PMZ-QOL Weed Control	24	-	-	-	-	24	2	-	1	-	-	3
<b>TOTAL</b>	<b>154</b>	<b>34</b>	<b>26</b>	<b>7</b>	<b>46</b>	<b>267</b>	<b>256</b>	<b>104</b>	<b>54</b>	<b>10</b>	<b>27</b>	<b>451</b>

The JPOIG also considered billable months, where one billable month represents a single tracking device being invoiced for a one month billing cycle. A total of 13,339 billable months existed in 2017 and 2018. Within those 13,339 billable months our analysis determined that 3,021, or 22.5%, were billed for dormant devices. Lastly, \$68,965 was expended over two years for devices that were dormant. See Table 3.

	Devices Down	Billing Months All Devices	Billing Months Dormant	Cost
2017	267	6,020	1,218	\$29,725.41
2018	451	7,319	1,803	\$39,240.31
<b>Total</b>	<b>722</b>	<b>13,339</b>	<b>3,021</b>	<b>\$68,965.72</b>

<sup>8</sup> Table 2 is reflective of information ending on 12/31/2018 and was derived from data in Attachments B and C.

Analysis also generated some department specific observations as follows:

### **Streets/Parkways**<sup>9</sup>

The data reflects that in 2018 the Streets/Parkways Department paid 170 billable months for dormant tracking devices representing a 283% increase over the 60 billable months observed in 2017. The JPOIG did learn that a portion of the issue may have been related to a July 2018 vendor effort to introduce newer devices and delays in installation. The result was that during 2017 and 2018 the Streets/Parkways Department expended \$29,374.48 in avoidable costs for dormant devices.<sup>10</sup>

The JPOIG learned the Streets/Parkways Department had 22 tracking devices during the review period that have not been installed that were related to the vendor upgrade effort. In discussions with a Department employee the JPOIG was informed that the devices were needed in case new vehicles were acquired by the department. The JPOIG recognizes that the new vehicle acquisitions, deliveries and outfitting do not typically occur without sufficient notice. New devices can be ordered and obtained within a 5-7 day delivery. The storing of devices in anticipation of future purchases incurs unnecessary costs. As of 08/20/2019, there were 22 devices that have not been installed on a vehicle and remained in storage.<sup>11</sup> These dormant devices were incurring monthly invoicing and expenses as of 08/20/19.

### **Animal Shelter**

In reviewing the Animal Shelter's user management portal it was learned that vehicle #3244 had not communicated with the system since 08/21/2018, which at the time of review was more than 360 days.<sup>12</sup> Further, it was determined that vehicle #3244 was totaled as a result of a collision on 08/21/2018 and that payments for the tracking device have continued. As of 08/16/19 the Animal Department had 4 tracking devices down resulting in the Department expending \$3,120.36 in avoidable cost for dormant devices.<sup>13</sup>

### **Engineering/Inspections**

Investigation and analysis identified a supervisor's vehicle, #4057, with an unplugged tracking device. On 07/31/2019 the device was in the vehicle, but was not plugged in/installed. The supervisor stated that his vehicle had been receiving maintenance by fleet and when he received the vehicle back he forgot to plug the device back in. As of 11/15/2019 the tracking device was still not installed.<sup>14</sup> As of 08/16/19 the Engineering Inspections Department had 1



<sup>9</sup> Streets and Parkways are two separate departments within Parish Government. For GeoTab the two utilize one portal but are billed separately.

<sup>10</sup> Street and Parkway individual totals are reflected in Table 1.

<sup>11</sup> Refer to Attachment D, Page 18.

<sup>12</sup> Refer to Attachment D, Page 1.

<sup>13</sup> Totals are reflected in Table 1.

<sup>14</sup> Refer to Attachment E.

tracking device down resulting in the Department expending \$1,818.64 in avoidable cost for dormant devices.<sup>15</sup>

## 2. Standby Mode

The JPOIG contacted the vendor to assess options that could mitigate expenditures for devices that were not being utilized. The vendor advised that cost may be reduced in the following circumstances:

1. If the Parish has devices that are in storage or otherwise not installed and are out of contract the line/device may be cancelled and the devices returned,
2. If a vehicle is not in use for an extended period (i.e. extensive service work or period of storage) the tracking device can be put into a reduced standby rate.

Standby rates begin at \$8.99 per unit per month where active monthly unit rates can be between \$14 and \$55 per month.<sup>16</sup> Investigation did not find any instances where user departments are requesting standby reduction for devices not in use.

To date the Parish is currently getting billed for 634 devices. Of those devices 89% or 567 units are either currently out of contract or will be out of contract by the end of 2019. Another 6%, or 38 units will be out of contract by 01/24/2020. Twenty eight units are under contract through 04/14/2021.<sup>17</sup> The Administration should consider assessment of the devices not currently in use and request a standby rate reduction or line cancellation for those devices.

## 3. Idle Time

Vehicle idle time costs and emission implications have been an area of study and interest for many years. This issue is most applicable to fleet environments where a large number of vehicles are being operated, with certain vehicles seeing extended service periods. The issue has drawn the most attention regarding diesel vehicles; however, potential savings from fuel costs and additional engine wear can be found in a variety of vehicle types. The JPOIG realizes that complete idle time assessments and meaningful initiatives involve a combination of data, metrics, and use analyses to assess operational necessity.

One of the many data metrics that the GeoTab management software is capable of reporting is vehicle idle time.<sup>18</sup> Idle time is accessible for both individual vehicles and vehicle subsets via the user management portals. The nature of the tracking devices being utilized automatically identifies the vehicle make type and installed engine. Thus the idle time analytics are based on actual equipment being monitored as opposed to manual identification of the vehicle and powertrain by Parish users.

---

<sup>15</sup> Totals are reflected in Table 1.

<sup>16</sup> Currently the Parish pays \$14 - \$55 per unit. See Attachment E for further detail.

<sup>17</sup> According to language in Sprint contract, "Contract entered into as a result of solicitation may be canceled for convenience by either party upon written notice sixty (60) days prior to the effective date of cancellation. Refer to Attachment A.

<sup>18</sup> GeoTab calculates idle time by analyzing vehicle "trips". A trip begins when the vehicle starts moving and ends when the vehicle starts moving again after a stop. A stop is recorded when the vehicle ignition is turned off, or when the vehicle has a speed of less than 1 km/h for more than 200 seconds. Any idling, defined as speed less than 1 km/h with ignition on, is associated to a trip after a stop has occurred. See: <https://www.geotab.com/blog/idling-cost/>



A detailed vehicle inventory and annual fuel cost for both gasoline and diesel was obtained from the Fleet department. GeoTab reporting on idle time costs indicates that the Parish has expended \$756,256.24 in fuel due to excessive idling for 2016, 2017 and 2018.<sup>19</sup> See Table 4.

<b>Table 4 Idle Cost - Fuel Wasted</b>				
<b>Departments</b>	<b>2016 Idle Cost</b>	<b>2017 Idle Cost</b>	<b>2018 Idle Cost</b>	<b>Total</b>
Sewerage	\$24,573.79	\$44,651.81	\$70,581.88	\$139,807.48
Engineering - Traffic	\$8,562.08	\$7,687.83	\$10,845.01	\$27,094.92
Engineering - Inspections EB	\$1,012.37	\$302.52	\$63.64	\$1,378.53
Drainage	\$46,096.57	\$60,749.32	\$84,731.28	\$191,577.17
Animal Shelter	-	\$2,575.22	\$3,953.25	\$6,528.47
Water	\$59,842.10	\$76,793.22	\$108,152.01	\$244,787.33
Streets/Parkways	\$32,462.25	\$35,375.17	\$49,270.46	\$117,107.88
East Bank Library	\$1,017.45	\$1,727.39	\$2,407.90	\$5,152.74
Juvenile Services	-	-	\$370.78	\$370.78
Pub Wrks Central Whse	\$168.22	\$62.45	\$111.10	\$341.77
Engineering - SCADA	\$221.44	\$1,153.47	\$2,645.80	\$4,020.71
Engineering	\$2,193.93	\$1,227.68	\$277.77	\$3,699.38
PMZ-QOL Weed Control	-	\$58.24	\$14,330.84	\$14,389.08
<b>TOTAL</b>	<b>\$176,150.20</b>	<b>\$232,364.32</b>	<b>\$347,741.72</b>	<b>\$756,256.24</b>

The JPOIG recognizes that there are certain types of vehicles that will require idling (i.e. dump trucks, vacuum trucks, vehicles with boom lifts), and others that may operate equipment via a power take off (PTO) used for stationary work that requires the engine to be running to operate. However, the data reflects that some vehicles with high idle times are assigned to supervisors, inspectors, or superintendents driving vehicles such as Ford pickups or Dodge Rams. See Attachment F.

The Fleet department inventory included 1252 vehicles, of which approximately 650 vehicles had tracking devices installed for some portion of 2018. Therefore, the idle time data available represents approximately 52% of the total fleet. Utilizing the most recent complete year, which reflects the Parish’s increased use of vehicle tracking devices, the analytics reflect more than \$347K incurred in fuel cost due to idling. The JPOIG recognizes that the cost associated with unnecessary idle time versus operationally necessary idle time is unknown. It is further recognized that the costs across the remaining 48% of the fleet that is without tracking devices are unknown.

Managing idle time and reducing cost is a common challenge for fleet managers. While vehicles sometimes need to be idling unnecessary idling wastes fuel, increases maintenance cost for the vehicle, reduces the vehicles operational life and increases the level of vehicle emissions. Federal, State, and Local government entities across the country are attempting to mitigate these costs and reduce pollutants by more closely managing idle time. The following examples were noted:

- Colorado established a program which is a collaborative effort between Federal, State,

<sup>19</sup> Refer to Attachment F for detail listing by department and vehicle.



and Local governments called Engines Off to combat air pollution and reduce cost.<sup>20</sup>

- The City of Columbus Ohio installed anti-idling technology on its vehicles and is shown to have reduced idling by 34%.<sup>21</sup>
- The City of Lakeland Florida has cut fuel cost by 26% on its vehicles by monitoring its idle costs.<sup>22</sup>
- Pima County, Arizona is another example of a municipality taking efforts to reduce idle costs using data from its GPS tracking devices.<sup>23</sup>
- Locally, Orleans Parish has paved the way and taken progressive steps to reduce idling and save costs. New Orleans Emergency Medical Services announced it has equipped 16 ambulances with Technology aimed at reducing fuel cost and air pollution associated with idling. The city estimated that it has saved 13,340 gallons of diesel fuel – a cost of nearly \$39,000 and has reduced carbon monoxide emissions by 147 tons.<sup>24</sup> The City of New Orleans estimated that for every hour an ambulance idles, it burns 1.5 gallons of fuel and puts about 35 miles of wear and tear on the engine.<sup>25</sup>

The data presented in this section should not be construed as evidence of wasteful expenditures. Rather, that the vehicle tracking system deployed by the Parish provides reliable data on idle times that could, if actively managed, lead to significant reductions in fuel and fleet costs.

Interviews were conducted with representatives from seven of the departments identified in Table 4 to assess the current state of awareness and management of idle time. The JPOIG learned that those tasked with the management of the Geotab system do not currently manage idle time or review the available data. Although idle time has been increasing as a subject of management interest, the JPOIG does acknowledge the subject has not become common practice. The JPOIG does note that as discussions with Parish departments progressed there was definite interest in the issue of idle time and the resulting cost savings.

Department	Hours
Animal	3,265
Drainage	99,610
Engineering	2,166
Engineering Scada	2,014
Engineering Inspection	826
Juvenile Services	175
Library	2,710
PMZ - QOL	6,551
Public Works - Central Whse	191
Sewerage	72,696
Streets and Parkways	60,808
Traffic Engineering	14,529
Water	128,438
<b>Total</b>	<b>393,979</b>

<sup>20</sup> [http://www.enginesoff.com/4\\_about.htm](http://www.enginesoff.com/4_about.htm)

<sup>21</sup> <https://www.government-fleet.com/119449/anti-idling-equipment-in-patrol-cars-could-save-columbus-1-2m-annually>

<sup>22</sup> <https://www.government-fleet.com/128326/fla-police-fleet-slashes-idle-fuel-costs-by-26>

<sup>23</sup> <https://www.government-fleet.com/336820/ariz-county-reduces-fleet-idling-by-19>

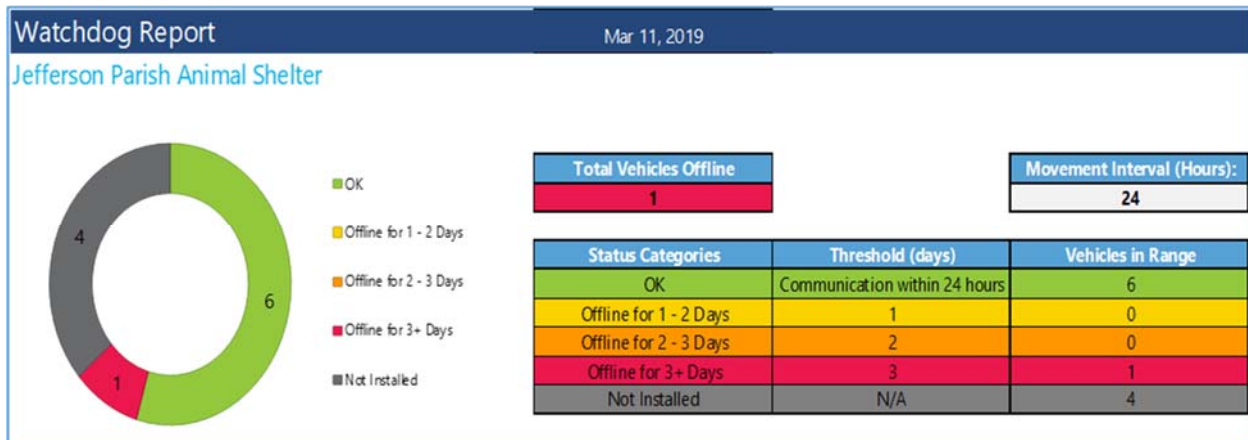
<sup>24</sup> [https://www.nola.com/news/crime\\_police/article\\_b35cad62-c0a0-59a3-a8da-480877b4d488.html](https://www.nola.com/news/crime_police/article_b35cad62-c0a0-59a3-a8da-480877b4d488.html)

<sup>25</sup> <https://wgno.com/2019/06/03/new-orleans-slashes-greenhouse-emissions-and-fuel-consumption-with-solar-panels-on-ambulances/>

Table 5 above reflects 393,979 hours of idle time over a three year period for vehicles that were subject to vehicle tracking.<sup>26</sup> The JPOIG believes the data reflects sufficient amounts of idle time that warrant the Parish engaging in meaningful management of the issue and recommends that management explore options. While it is unknown how much of the idle time can be reduced without impacting operations and employee safety, the JPOIG also recognizes that a reduction of 50% in idle could result in a cost reduction of more than \$126,043 per annum or \$378,128 over a three year period.<sup>27</sup>

## B. Decentralized Implementation Model

Each user department is currently set-up to manage its vehicles as a stand-alone entity, working through its own dedicated management portal. Management portals have the ability to permit certain configuration options and provide a wide range of information from a macro to micro level. One of the available reports is the “Watchdog Report”. Here the user department’s manager can readily identify tracking devices that are offline (unplugged) or that have never been installed. An example of this report is shown below.



The JPOIG conducted interviews with departments using the vehicle tracking device services and determined that the primary reason for devices going offline, or being unplugged, was for vehicle maintenance. According to some interviewed, it is not uncommon for vehicles to stay at the Fleet department for maintenance for multiple months. While at Fleet some departments complain that device often gets unplugged because fleet technicians use the same OBD port to read the vehicles diagnostics and that the tracking device does not always get plugged back in. Employee tampering, device malfunction and failure to timely install devices will also result in “offline” notifications.<sup>28</sup>

### 1. Multiple User Portal Inefficiencies

The Parish currently has 14 different user portals, each monitoring only a portion of the available data. Often the system is used to validate driver behavior based upon public complaints or in other reactive circumstances. Reactive assessment, while useful and necessary, does not utilize

<sup>26</sup> Refer to Attachment G for a complete summary of idling duration by vehicle and department.

<sup>27</sup> Data based on the 52% of the fleet tracked.

<sup>28</sup> Streets and Parkways alone, as of the date of this report, has 23 devices that have never been installed and are stored away in an office desk.

much of the data available through the GeoTab management portal. By employing a more centralized parish-wide approach, utilizing a single user portal would afford a more accurate fleet wide assessment by a smaller group of persons with more well developed expertise in system capabilities. Within such a portal vehicles may be partitioned into different user groups corresponding with the existing department structure.

There are many safety metrics captured by the system, such as, speeding, harsh turns, and seat belt violations to name a few. While the scope of this investigation did not analyze these metrics, our interviews with key individuals from each department allowed us to draw the conclusion that these safety metrics are not being monitored as a whole, rather monitored reactively when facts present itself, such as, through the form of a complaint by a resident.

Interestingly, the JPOIG learned that during the course of the review Human Resource Department's Safety Division began using the system in July of 2019 to monitor safety data and submit reports back to the directors.<sup>29</sup> Further, the Safety Division Manager indicated that there needs to be more active monitoring of the system.

The Parish should consider consolidating the 14 portals into one Parish portal. Centralization of this function will permit the utilization of staff with most expertise in the system and provide for a more robust and active management across the entire fleet. The vehicle tracking system records, analyzes and reports data that is intended to provide active tracking of vehicle location; lower maintenance costs; improve driver safety, detect accidents and make notification; and reduce fuel costs.

Consolidation of the vehicle tracking system to a single portal would permit the Parish to manage the parish-wide fleet consistently for maintenance, safety, accident detection and idle time while still providing departments with access to all the data related to their assigned vehicles for department level inquiries.

Broader based fleet-wide efforts should be considered to purposefully manage for:

- Reductions in maintenance costs through predictive maintenance planning, the identification of engine issues identified by onboard systems; downloading diagnostic reports, prioritizing repairs, and facilitating vehicle maintenance scheduling.
- Improvement of driver safety habits through system generated risk and safety reports; monitoring seat belt usage, braking habits, over acceleration, and sharp cornering, and speeding. In vehicle coaching can also be provided to encourage seat belt use and other safety conscious habits.
- Improvement in detection of accidents and recording of relevant data through automated detection and notification of airbag deployment and detailed second-by second data that is uploaded immediately after a collision.
- Reductions in fuel costs by reducing unnecessary trips, idling and speeding.

The JPOIG did not find any evidence that idle time has been purposefully managed by user departments.

---

<sup>29</sup> Per phone call with [REDACTED] on 08/26/19 at 2pm.

## **FINDINGS & RECCOMENDATIONS**

### **Finding # 1: Underutilization of the Vehicle Tracking and Management System**

#### **Condition:**

The vehicle tracking system deployed by the Parish records, analyzes and reports data that is intended to provide active tracking of vehicle location; lower maintenance costs; improve driver safety, provide for accident detections and notifications; and reduce fuel costs.

The Parish currently uses a decentralized method of monitoring its vehicle-specific data, which results in inconsistencies in the number and type of data points monitored across all departments. This decentralized approach does not allow for homogeneous comparisons or summarizations of the Parish-wide vehicular data. Centralized data management that employs full system utilization may result in cost savings estimated at more than \$34,500 in avoidable costs for dormant devices and \$126,043 per annum in waste due to idling.

Additional benefits of full utilization and centralization of the vehicle management system are:

- Reductions in maintenance costs through predictive maintenance planning and diagnostic reporting.
- Improved driver safety habits.
- Accident reduction and real-time impact-point reporting.
- Reduced fuel costs.
- Improved coordination and compliance with Parish-wide vehicle management policy and procedures.

The decentralized management model should be examined and alternative considered. More targeted management could result in a reduction of avoidable expenses amounting to approximately \$34,500 per annum and enhance global fleet and driver management parish-wide. Much of the systems potential would be more effectively and consistently managed under coordinated or consolidated policies and procedures.

#### **Recommendation:**

The JPOIG recommend that the Parish Administration:

1. Consolidate the current 14 user portals into a single managed portal to ensure consistent data management and allow for department-specific access to individual vehicle information.
2. Engage in a purposeful and directed management initiative through Parish-wide policy to:
  - a. reduce vehicle maintenance costs,
  - b. track and enhance driver safety,
  - c. reduce idle time (Finding #3), and to
  - d. utilize the accident reporting and data collection.

**Finding # 2: Inadequate System Cost Control**

**Condition:**

Department Directors that utilize the vehicle management system are failing to properly control costs related to unused or dormant devices. Specifically, user department management failed to identify ongoing billings and payments for inactive or dormant devices.

The results of the JPOIG analysis concluded that overall devices were down or dormant for 20% of the time in 2017 and 25% of the time in 2018.<sup>30</sup> As a result the Parish expended \$68,965.72 in avoidable cost during the 2017 and 2018 fiscal years

Departments	2017						2018					
	1-3 Months	4-6 Months	7-10 Months	11 Months	12 Months	Total	1-3 Months	4-6 Months	7-10 Months	11 Months	12 Months	Total
Sewerage	12	11	12	-	3	38	29	5	1	2	4	41
Pub Wrks - Investment Rehab	-	-	-	-	-	-	-	-	-	-	-	-
Engineering - Traffic	1	1	-	-	-	2	16	2	-	-	-	18
Engineering - Inspections EB	-	-	1	-	1	2	9	-	-	-	2	11
Drainage	30	7	3	-	2	42	36	11	10	2	7	66
Animal Shelter	2	4	-	4	-	10	-	1	-	-	4	5
Water	15	3	-	-	10	28	28	9	1	-	-	38
Streets	33	3	3	2	19	60	63	74	29	4	-	170
East Bank Library	20	-	-	-	-	20	23	-	-	-	1	24
Juvenile Services	-	-	-	-	-	-	8	-	-	-	-	8
Pub Wrks - Central Whse	-	-	3	-	2	5	-	-	1	1	2	4
Parkways	4	3	2	-	6	15	41	2	10	-	3	56
Engineering - SCADA	12	2	-	1	1	16	-	-	-	-	-	-
Engineering	1	-	2	-	2	5	1	-	1	1	4	7
PMZ-QOL Weed Control	24	-	-	-	-	24	2	-	1	-	-	3
<b>TOTAL</b>	<b>154</b>	<b>34</b>	<b>26</b>	<b>7</b>	<b>46</b>	<b>267</b>	<b>256</b>	<b>104</b>	<b>54</b>	<b>10</b>	<b>27</b>	<b>451</b>

**Recommendation:**

Notwithstanding the method of implementation chosen by the Parish pursuant to Finding #1 the JPOIG recommends that the Parish Administration:

1. Direct Departments identified in Table #2 above as having expended funds for dormant vehicle tracking devices to:
  - a. Reconcile existing devices with actual needs/usage and deactivate, return or place unused remaining devices into lower cost standby mode.
  - b. Not acquire additional units until it is actually needed.

<sup>30</sup> Total available billing months for all devices in 2017 was 6,020. Total billing months with inactive or dormant devices was 1,218. Inactive or dormant devices divided by total months represents devices offline for 20% of the time. For 2018, total available billing months was 7,319 and months with inactive or dormant devices was 1,803. This calculates to devices being offline for 25% of the time.

### **Finding # 3: Excessive Vehicle Idle Time**

**Condition:**

Over 2016, 2017 and 2018 Parish fleet vehicle with installed tracking devices reported 393,979 hours of collective idle time at an estimated associated costs of \$756,265.24. The annual exposure equates to \$252,000. Factoring in the remaining 48% of the fleet with similar metrics indicates annual cost could be as high as \$373,000.

The current software used by the Parish processes the data collected from tracked vehicles and automatically performs analyses on a variety of data points, including vehicle idle time. Idle time management has been recognized in many government organizations industries as valuable tool to reduce fuel costs and limit vehicle emissions.

**Recommendation:**

The Parish Administration should:

1. Utilize the vehicle data already collected to employ policies and procedures to effectively reduce idle time for all Fleet vehicles.
2. Explore options through the LDEQ and EPA for grants available to reduce diesel emission from idle time.

Sprint Contract





# STATE OF LOUISIANA

## Competitive Contract

Vendor: 310014259  
Company  
SPRINT SPECTRUM LP  
DBA SPRINT PCS  
ATTN MICHELLE RUSSO 6100 CORPORATE  
BATON ROUGE LA 70808  
Phone : 2252684447

T Number: 92482  
Version: 23  
LAPS Contract: Yes  
Fiscal Year: 2007  
Min.Ord.Value: 0.00  
Distributor Contract: No  
PCard:Yes  
Co-op Agreement:Yes

Contract number: 4400000952  
Description: SPRINT BN WIRELESS DEVICES & SERVICES

**Buyer Information**  
Name: KATIE ANDRESS  
Tel Number: 225-342-4832  
Email: katie.andress@la.gov

SEBD Vendor: No  
SEHI Vendor: No  
VSE Vendor: No  
DVSE Vendor: No  
Contract Valid Dates:  
07/01/2006 - 12/31/2019

**Supplier Text:** This contract is in accordance with NASPO ValuePoint Cooperative Purchasing Program Wireless Communication & Equipment. Contracts administered by the State of Nevada.

<https://www.naspovaluepoint.org/portfolios/portfolio-contractor/202/>

All purchase orders issued by purchasing entities shall include: PO is subject to WSCA Contract # 1907.

Louisiana Pricing Schedule ("LAPS") Contract. State Contract Number 4400000952 has been designated as a Louisiana Pricing Schedule ("LAPS") contract and LAC 34.V.1709 must be followed by Louisiana purchasing entities utilizing the contract.

Rental equipment is excluded from this contract.

Sprint offers a 25% service pricing discount for rate plans 20% discount for accessories and 39% discount for phones. Sprint gives a \$100 credit for signing a year contract and \$150 credit for signing a 2 year contract. Quotes will be valid for a minimum of 30 days. A 30 day written notice must be provided to the contractor prior to cancellation of service.

Agencies are to contact Tim Guardalabene to obtain a written quote and attach it to the purchase order before submitting the order to the contractor or by following internal agency procedures currently in place for placing orders for equipment accessories & services. Tim Guardalabene will refer each agency to a local representative in their area for any assistance needed.

Contact Information:

Recommending Approval: _____	Approved by: _____
------------------------------	--------------------



Michaela Clairmonte  
 Email: Michaela.clairmonte@sprint.com  
 Phone: (703) 433-8581

**Notice to Vendor:**

Line	Material No. ----- Supplier Part No.	Description	Prod. Cat.	UOM	Net Price	Discount
8		SPRINT PRODUCTS/SERVICES PROPER DISCOUNT	83111500		0.00000	

### Standard Terms and Conditions

1. THIS IS NOT AN ORDER TO SHIP (OR BEGIN SERVICE). A CONTRACT RELEASE OR PURCHASE ORDER MUST BE ISSUED BEFORE YOU ARE AUTHORIZED TO SHIP (OR BEGIN SERVICE).
2. THIS IS NOTICE THAT THE CONTRACT REFERENCED ABOVE HAS BEEN AWARDED TO YOU BASED ON THE BID (OR PROPOSAL) SUBMITTED. ALL TERMS, CONDITIONS, AND SPECIFICATIONS OF THE SOLICITATION WILL APPLY TO ALL ORDERS.
3. ANY AGENCY AUTHORIZED TO PURCHASE FROM THIS CONTRACT MUST ISSUE AN ORDER AND REFERENCE THE CONTRACT NUMBER, LINE NUMBER AND COMMODITY ITEM NUMBER FOR EACH ITEM.
4. CHANGES IN ITEMS TO BE FURNISHED ARE NOT PERMITTED (UNLESS APPROVED BY THE ISSUING AGENCY PRIOR TO DELIVERY). PRIOR APPROVAL MUST ALSO BE OBTAINED BEFORE DISTRIBUTORS CAN BE ADDED OR DELETED.
5. IF A DISTRIBUTOR LIST WAS SUBMITTED, CONTRACTOR MUST SEND COPIES OF THIS AWARD TO EACH DISTRIBUTOR.
6. QUANTITIES LISTED ARE ESTIMATED AND NO QUANTITIES ARE GUARANTEED (UNLESS "COMMITTED VOLUME" IS SPECIFICALLY STATED). CONTRACTOR MUST SUPPLY ACTUAL REQUIREMENTS ORDERED AT THE CONTRACT PRICE AWARDED.
7. COMPLIANCE WITH CIVIL RIGHTS LAWS.

THE CONTRACTOR AGREES TO ABIDE BY THE REQUIREMENTS OF THE FOLLOWING AS APPLICABLE: TITLE IV AND TITLE VII OF THE CIVIL RIGHTS ACT OF 1964, AS AMENDED BY THE EQUAL OPPORTUNITY ACT OF 1972, FEDERAL EXECUTIVE ORDER 11246, THE FEDERAL REHABILITATION ACT OF 1973, AS AMENDED, THE VIETNAM ERA VETERAN'S READJUSTMENT ASSISTANCE ACT OF 1974, TITLE IX OF THE EDUCATION AMENDMENTS OF 1972, THE AGE ACT OF 1975, AND CONTRACTOR AGREES TO ABIDE BY THE REQUIREMENTS OF THE AMERICANS WITH DISABILITIES ACT OF 1990. CONTRACTOR AGREES TO NOT TO DISCRIMINATE IN ITS EMPLOYMENT PRACTICES, AND WILL RENDER SERVICES UNDER THIS AGREEMENT AND ANY CONTRACT ENTERED INTO AS A RESULT OF THIS AGREEMENT, WITHOUT REGARD TO RACE, COLOR, RELIGION, SEX, NATIONAL ORIGIN, VETERAN STATUS, POLITICAL AFFILIATION, OR DISABILITIES. ANY ACT OF DISCRIMINATION COMMITTED BY CONTRACTOR OR FAILURE TO COMPLY WITH THESE STATUTORY OBLIGATIONS WHEN APPLICABLE SHALL BE GROUNDS FOR TERMINATION OF THIS AGREEMENT AND ANY CONTRACT ENTERED INTO AS A RESULT OF THIS AGREEMENT.

8. IN ACCORDANCE WITH EXECUTIVE ORDER NUMBER JBE 2018-15, EFFECTIVE MAY 22, 2018, FOR ANY CONTRACTS WITH A VALUE OF \$100,000 OR MORE AND FOR ANY VENDOR WITH 5 OR MORE EMPLOYEES, THE VENDOR CERTIFIES THAT IT IS NOT ENGAGING IN A BOYCOTT OF ISRAEL AND IT WILL, FOR THE DURATION OF ITS CONTRACTUAL OBLIGATIONS, REFRAIN FROM A BOYCOTT OF ISRAEL.

#### 9. CONTRACT CANCELLATION

THE STATE OF LOUISIANA HAS THE RIGHT TO TERMINATE THE CONTRACT IMMEDIATELY FOR ANY OF THE FOLLOWING REASONS: (A) MISREPRESENTATION BY THE CONTRACTOR; (B) CONTRACTOR'S FRAUD, COLLUSION, CONSPIRACY OR OTHER UNLAWFUL MEANS OF OBTAINING ANY CONTRACT WITH THE STATE OF LOUISIANA; (C) CONFLICT OF CONTRACT PROVISIONS WITH CONSTITUTIONAL OR STATUTORY PROVISIONS OF STATE OR FEDERAL LAW; (D) ABUSIVE OR BELLIGERENT CONDUCT BY CONTRACTOR TOWARDS AN EMPLOYEE OR AGENT OF THE STATE; (E) CONTRACTOR'S INTENTIONAL VIOLATION OF THE PROCUREMENT CODE (LA. R.S. 39:1551 ET SEQ.) AND ITS CORRESPONDING REGULATIONS; OR, (F) ANY LISTED REASON FOR DEBARMENT UNDER LA. R.S. 39:1672.

THE STATE OF LOUISIANA MAY TERMINATE THE CONTRACT FOR CONVENIENCE AT ANY TIME (1) BY GIVING THIRTY (30) DAYS WRITTEN NOTICE TO THE CONTRACTOR OF SUCH TERMINATION: OR (2) BY NEGOTIATING WITH THE CONTRACTOR AN EFFECTIVE DATE. THE STATE SHALL PAY CONTRACTOR FOR, IF APPLICABLE: (A) DELIVERABLES IN PROGRESS; (B)

THE PERCENTAGE THAT HAS BEEN COMPLETED SATISFACTORILY; AND, (C) FOR TRANSACTION-BASED SERVICES UP TO THE DATE OF TERMINATION, TO THE EXTENT WORK HAS BEEN PERFORMED SATISFACTORILY.

THE STATE OF LOUISIANA HAS THE RIGHT TO TERMINATE THE CONTRACT FOR CAUSE BY GIVING THIRTY (30) DAYS WRITTEN NOTICE TO THE CONTRACTOR OF SUCH TERMINATION FOR ANY OF THE FOLLOWING NON-EXCLUSIVE REASONS: (A) FAILURE TO DELIVER WITHIN THE TIME SPECIFIED IN THE CONTRACT; (B) FAILURE OF THE PRODUCT OR SERVICE TO MEET SPECIFICATIONS, CONFORM TO SAMPLE QUALITY OR TO BE DELIVERED IN GOOD CONDITION; OR, (C) ANY OTHER BREACH OF CONTRACT.

## MASTER SERVICE AGREEMENT FOR SERVICES OF INDEPENDENT CONTRACTOR

A Contract between the Western States Contracting Alliance  
Acting by and through the State of Nevada

Department of Administration, Purchasing Division  
515 E Musser Street, Room 300  
Carson City, NV 89701  
Contact: Teri Smith, Purchasing Officer  
Phone: (775) 684-0178 • Fax: (775) 684-0188  
Email: [tsmith@purchasing.state.nv.us](mailto:tsmith@purchasing.state.nv.us)

and

Sprint Solutions, Inc.  
as contracting agent for the affiliated Sprint and Nextel entities providing the Products and Services  
12502 Sunrise Valley Drive  
Reston, VA 20196  
Mailstop: VARESA0208  
Contact: Michaela Clairmonte - Manager, Contract Negotiations & Management  
Phone: (703) 433-8581 • Fax: (703) 433-8798  
Email: [michaela.clairmonte@sprint.com](mailto:michaela.clairmonte@sprint.com)

Pursuant to Nevada Revised Statute (NRS) 277.100, NRS 277.110, NRS 333.162(1)(d), and NRS 333.480 the Chief of the Purchasing Division of Nevada is authorized to enter into cooperative group-contracting consortium.

The Western States Contracting Alliance (“WSCA”) is a cooperative group-contracting consortium for state government departments, institutions, agencies and political subdivisions (i.e., colleges, school districts, counties, cities, etc.,) for the states of Alaska, Arizona, California, Colorado, Hawai’i, Idaho, Minnesota, Montana, Nevada, New Mexico, Oregon, South Dakota, Utah, Washington and Wyoming.

The State of Nevada has been authorized by WSCA to negotiate a Master Agreement as Lead State, for and on behalf of WSCA and its Members.

In consideration of the above premises, and for good and valuable consideration, the receipt of which is hereby acknowledged, the parties mutually agree as follows:

1. REQUIRED APPROVAL. This Contract shall not become effective until and unless approved by the Western States Contracting Alliance Directors.
2. DEFINITIONS.  
“WSCA” means the Western States Contracting Alliance.

*Effective 04/07*

“State” and/or “Lead State” means the State of Nevada and its state agencies, officers, employees and immune contractors as defined in NRS 41.0307.

“Participating State(s)” means state(s) that have signed (and not revoked) an Intent to Contract at the time of the award of this Contract, or who have executed a Participating Addendum.

“Participating Entity” means a state, or other legal entity authorized by a state, that is authorized to enter and does enter into a Participating Addendum under this Contract. Unless specifically prohibited by State law, government agencies, political subdivisions and authorized non-profits are authorized to enter into a Participating Addendum under this Contract, subject to the review of the Chief Procurement Official of the State in which the potential Participating Entity is located. Issues of interpretation and eligibility for participation shall be determined by the applicable State Chief Procurement Official.

“Buyer” means any WSCA Participating State, a Participating Entity, any authorized agency or political subdivision of a Participating State, or any authorized non-profit entity that makes a purchase under this contract, either pursuant to its own Participating Addendum or by making purchasing under another entity’s Participating Addendum. Unless specifically prohibited by State law, government agencies, political subdivisions and authorized non-profits are authorized to enter into a Participating Addendum under this Contract or make purchases under this Contract pursuant to another entity’s Participating Addendum, subject to the review of the Chief Procurement Official of the State in which the potential Buyer is located. Issues of interpretation and eligibility for participation shall be determined by the applicable State Chief Procurement Official.

“Contract” means this Master Service Agreement for Services of Independent Contractor, together with all documents incorporated herein.

“Contractor” and/or “Contracting Agency” means a person or entity that performs services and/or provides goods for WSCA or a Participating Entity under the terms and conditions set forth in this Contract.

“Solicitation” means RFP #1907 incorporated herein as Attachment BB.

“Fiscal Year” is defined as the period beginning July 1 and ending June 30 of the following year.

3. CONTRACT TERM. This Contract shall be effective upon WSCA Directors’ approval as set forth on the signature page of this Contract, to October 31, 2016 (“Initial Term”), with the option to extend for an additional two (2) years beyond the Initial Term at the discretion of the Lead State or as determined in the best interest of the Lead State and WSCA, subject to mutual written acceptance of the parties, unless sooner terminated by either party as specified in paragraph (4) or paragraph (21). Lead State shall provide Contractor with notice of its intent to exercise the extension at least 90 days prior to the expiration of the Initial Term. Each Participating Addendum executed in connection with this Contract shall be effective from its corresponding effective date. A Participating Addendum shall not exceed the term or scope of this Contract.

4. CANCELLATION OF CONTRACT FOR CONVENIENCE; NOTICE. Unless otherwise stated in the special terms and conditions, any Contract entered into as a result of the Solicitation may be canceled for convenience by either party upon written notice sixty (60) days prior to the effective date of the cancellation. Further, any Participating State may cancel for convenience its participation upon thirty (30) days written notice, unless otherwise limited or stated in the special terms and conditions of the Solicitation. Cancellation may be in whole or in part. Any cancellation under this provision shall not affect the rights and obligations attending orders outstanding at the time of cancellation, including any right of any Participating Entity to indemnification by the Contractor, Contractor’s rights of payment for

goods/services delivered and accepted, WSCA's rights to payment of administrative fees through the effective date of cancellation (but not for periods after the effective date of cancellation or termination), and each party's rights attending any warranty or default in performance in association with any order. Cancellation of the Contract due to default of either party shall be in accordance with Section 21 herein. (b) Notice. All notices must be in writing. Notices required under this Agreement must be submitted in writing to the party's address for notice listed in this Agreement or an Order and, in the case of a dispute, notices must also be sent to:

<b>Sprint:</b> Attn: Legal Dept. – Public Sector 12502 Sunrise Valley Drive Reston, VA 20196	<b>Customer:</b> Attn: Teri Smith, Purchasing Officer Department of Administration 515 E Musser Street, Room 300 Carson City, NV 89701
---	--

5. INCORPORATED DOCUMENTS; ORDER OF PRECEDENCE. The Contract consists of this document entitled Master Service Agreement, together with the following incorporated documents: Contractor's Special Terms and Conditions, the Solicitation, the Contractor's Response. To participate in the Contract each Participating Entity must do so pursuant to a Participating Addendum either as a signatory thereto or as an eligible Buyer under the applicable Participating Addendum. The parties acknowledge and agree that each Participating Addendum executed in accordance herewith incorporates the terms and conditions of the Contract, and that the corresponding Participating Entities will be bound to the terms and conditions of that Participating Addendum and the Contract.

In the event of any conflict between the terms and conditions of any of the documents comprising, related to, or participating in the Contract, the following order of precedence will control:

1. The applicable Participating Addendum;
2. The Master Service Agreement;
3. The Contractor's Special Terms and Conditions (Attachment AA);
4. The Solicitation (Attachment BB);
5. The Contractor's Response (Attachment CC);

Neither the Special Terms and Condition, nor any purchase order(s) issued under the Contract shall contradict or supersede any terms and conditions in the Contract without written evidence of mutual assent to such change(s) between Contractor and the Lead State.

A Contractor's attachment shall not contradict or supersede any WSCA specifications, terms or conditions without written evidence of mutual assent to such change appearing in this Contract.

6. RESERVED

7. ASSENT. The parties agree that the terms and conditions listed on incorporated attachments of this Contract are also specifically a part of this Contract and are limited only by their respective order of precedence and any limitations specified.

8. RESERVED

9. BID SPECIFICATIONS. Contractor certifies that any deviation from the specifications in the scope of work, incorporated herein as part of Attachment AA, have been clearly indicated by Contractor in its response, incorporated herein as Attachment CC; otherwise, it will be considered that the bid is in strict compliance. Any BRAND NAMES or manufacturers' numbers are stated in the specifications are intended to establish a standard only and are not restrictive unless the Solicitation states "no substitute," and unless so stated, bids have been considered on other makes, models or brands having comparable quality, style, workmanship and performance characteristics. Alternate bids offering lower quality or inferior performance have not been considered.

10. RESERVED

11. CONSIDERATION. The parties agree that Contractor will provide the services specified in paragraph (5) at the cost for each service as set forth in the Contractor's Special Terms and Conditions (Attachment AA). WSCA does not guarantee to purchase any amount under this Contract. Estimated quantities in the Solicitation are for bidding purposes only and are not to be construed as a guarantee to purchase any amount. If Contractor has quoted a cash discount based upon early payment; discounts offered for less than thirty (30) days have not been considered in making the award. The date from which early payment discount time is calculated shall be the date a correct invoice is received or receipt of shipment, whichever is later; except that if testing is performed, the date shall be the date of acceptance of the merchandise. Neither WSCA nor the Lead State is liable for any costs incurred by the bidder in proposal preparation.

12. PAYMENT. Payment is normally made within thirty (30) days following the date the entire order is delivered or the date a correct invoice is received, whichever is later. After forty-five (45) days the Contractor may assess overdue account charges up to a maximum rate of one (1) percent per month on the outstanding balance. Payments will be remitted by mail or payments may be made via a Buyer's "Purchasing Card."

13. TAXES. Prices shall be exclusive of state sales and federal excise taxes. Where a Participating State or Participating Entity is not exempt from sales taxes on sales within its state, the Contractor shall add the sales taxes on the billing invoice as a separate entry. Contractor agrees to be responsible for payment of any government obligations relating to Contract performance that are owed to Lead State or a Participating Entity that are not paid by Contractor's subcontractors during performance of this Contract. The Lead State Nevada may set-off against consideration due any delinquent government obligation in accordance with applicable law, including, but not limited to NRS 353C.190.

(a) Taxes Not Included. Contractor's rates and charges for Products and Services do not include taxes. Customer will pay all taxes, including, but not limited to, sales, use, gross receipts, excise, VAT, property, transaction, or other local, state, or national taxes or charges imposed on, or based upon, the provision, sale or use of Products or Services. Additional information on the taxes, fees, charges, and surcharges collected by Contractor is posted on the Rates and Conditions Website (<http://www.sprint.com/ratesandconditions>).

(b) Withholding Taxes. Notwithstanding any other provision of this Agreement, if a jurisdiction in which Customer conducts business requires Customer to deduct or withhold separate taxes from any



amount due to Contractor, Customer must notify Contractor in writing. Contractor will then increase the gross amount of Customer's invoice so that, after Customer's deduction or withholding for taxes, the net amount paid to Contractor will not be less than the amount Contractor would have received without the required deduction or withholding.

(c) **Tax Exemptions and Exclusions.** Contractor will recognize and honor all validly and properly issued and executed tax exemption certificates delivered by Customer and statutory exemptions and will not bill Customer for any such exempted taxes. Customer will not be responsible for payment of Contractor's direct income and employment taxes.

14. **FINANCIAL OBLIGATIONS OF PARTICIPATING STATES.** Financial obligations of Participating States are limited to the orders placed by the departments or other state agencies and institutions having available funds. Unless otherwise provided by state law or in a Participating Addendum, States incur no financial obligations on behalf of political subdivisions that are Participating Entities under this Contract. Unless otherwise specified in the Solicitation or the Participating Addendum, the resulting award(s) will be permissive.

15. **ORDER NUMBERS.** Contract order and purchase order numbers shall be clearly shown on all acknowledgments, shipping labels, packing slips, invoices, and on all correspondence.

16. **REPORTS, WSCA ADMINISTRATIVE FEE.** As more fully described in the Solicitation and Response and in accordance with the Contractor's Special Terms and Conditions (Attachment AA), the Contractor shall submit quarterly reports to the WSCA Contract Administrator showing the quantities and dollar volume of purchases by each Participating Entity. This information will be utilized in computing and verifying the administrative fee payable to WSCA. Contractor shall pay an administrative fee of 1/10th of 1% (one-tenth of one percent) of the total wireless spend to WSCA.

17. **DELIVERY.** The prices bid shall be the delivered price to any Buyer. All deliveries shall be F.O.B. destination with all transportation and handling charges paid by the Contractor. Responsibility and liability for loss or damage shall remain with the Contractor until final inspection and acceptance, when responsibility shall pass to the Buyer except as to latent defects, fraud and Contractor's warranty obligations. The minimum shipment amount will be found in Attachment CC. Any order for less than the specified amount is to be shipped with the freight prepaid and added as a separate item on the invoice. Any portion of an order to be shipped without transportation charges that is back-ordered shall be shipped without charge.

18. **HAZARDOUS CHEMICAL INFORMATION.** The Contractor will provide one set of the appropriate material safety data sheet(s) and container label(s) upon delivery of a hazardous material to any Buyer. All safety data sheets and labels will be in accordance with each Participating State's requirements.

19. **INSPECTIONS.** Goods furnished under this Contract shall be subject to inspection and test by the Buyer at times and places determined by the Buyer. If the Buyer finds goods furnished to be incomplete or in non-compliance with bid specifications, the Buyer may reject the goods and require Contractor to correct them without charge. If Contractor is unable or refuses to correct such goods within a time deemed reasonable by the Buyer, the Buyer may cancel the order in whole or in part.

20. **INSPECTION & AUDIT.**

a. **Books and Records.** The Contractor will maintain, or supervise the maintenance of all records necessary to properly account for the payments made to the Contractor for costs authorized by this contract. Contractor agrees to keep and maintain under generally accepted accounting principles (GAAP)



full, true and complete records, contracts, books, and documents as are necessary to fully disclose to WSCA, the State or United States Government, or their authorized representatives, upon audits or reviews, sufficient information to determine compliance with all state and federal regulations and statutes.

b. **Inspection & Audit.** Contractor agrees that the relevant books, records (written, electronic, computer related or otherwise), including, without limitation, relevant accounting procedures and practices of Contractor or its subcontractors, financial statements and supporting documentation, and documentation related to the work product shall be subject, during Contractor's normal business hours, to inspection, examination, review, audit, and copying at any office or location of Contractor where such records may be found, upon reasonable prior written notice, by the following entities, (at such entities' sole cost and expense): WSCA; the United States Government; the State Auditor or its contracted examiners, the Department of Administration, Budget Division, the Nevada State Attorney General's Office or its Fraud Control Units, the State Legislative Auditor, and with regard to any federal funding, the relevant federal agency, the Comptroller General, the General Accounting Office, the Office of the Inspector General, or any of their authorized representatives, and the authorized equivalent agencies of a Participating State or Participating Entity (collectively the "Auditing Authorities."). All subcontracts shall reflect requirements of this paragraph. Due to the highly sensitive and proprietary nature of Contractor's records, any third party auditor action on behalf of one or more of the Auditing Authorities shall be subject to prior approval by Contractor, and the third party auditor may be required at Contractor's sole discretion to execute the Contractor's standard non-disclosure agreement prior to examining, inspecting, copying or auditing Contractor's records. Such non-disclosure agreement shall not prohibit disclosure to or the Auditing Authorities or discussion between the third party auditor and the Auditing Authorities for the purpose of complying with section. Records available for audit shall be limited to records for the period of time since the auditing entity last performed an audit of that type of records. An audit by or on behalf of WSCA does not preclude a Participating Entity from performing its own audit.

c. **Period of Retention.** All books, records, reports, and statements relevant to this contract must be retained a minimum four (4) years after the contract terminates or until all audits initiated within the four (4) years have been completed, whichever is later, and for five (5) years if Contractor has received prior written notice that any federal funds are used in the contract. The retention period runs from the date of payment for the relevant goods or services by the State, or from the date of termination of the Contract, whichever is later. Retention time shall be extended when Contractor has been provided prior written notice that an audit is scheduled or is in progress, for a period reasonably necessary to complete an audit and/or to complete any administrative and judicial litigation which may ensue.

21. **CONTRACT TERMINATION; REMEDIES.** Any of the following events shall constitute cause to declare a default of the contract: (1) nonperformance of contractual requirements; and/or (2) a material breach of any term or condition of this contract. The non-defaulting party shall issue a written notice of default providing a period in which the defaulting party shall have an opportunity to cure. The defaulting party shall be allowed thirty (30) calendar days to cure a default before this Contract is terminated for default, unless the default poses a substantial risk to human health or safety, in which case a commercially reasonable shorter cure period may be set by the non-defaulting party (which shall be no less than five (5) business days). In the event the default poses an imminent and substantial risk to human health or safety, the non-defaulting party may suspend use or operation of the products and services before the time for cure has expired. Time allowed for cure shall not diminish or eliminate the defaulting party's liability for damages. If the default remains, after the defaulting party has been

provided the opportunity to cure, the non-defaulting party may do one or more of the following: (1) exercise any remedy provided by law or by the terms of this Contract; (2) terminate this contract and any related contracts or portions thereof; and/or (3) WSCA may suspend Contractor from receiving future bid solicitations.

22. REMEDIES NOT EXCLUSIVE. Except as otherwise provided for by law or this Contract, the rights and remedies of the parties shall not be exclusive and are in addition to any other rights and remedies provided by law or equity, including, without limitation, actual damages, and to a prevailing party reasonable attorneys' fees and costs. It is specifically agreed that reasonable attorneys' fees shall include without limitation \$125 per hour for attorneys employed by the Lead State. The Lead State and any Participating State may set off consideration against any unpaid obligation of Contractor to that State or any of its departments, agencies or political subdivisions, to the extent allowed by law, including, for the Lead State, a setoff in accordance with NRS 353C.190.

23. LIMITED LIABILITY. Nevada will not waive and intends to assert available NRS chapter 41 liability limitations in all cases. Contract liability of both parties shall not be subject to punitive damages. Liquidated damages shall not apply. Damages for any breach by the Lead State shall never exceed the amount of funds appropriated for payment by the Lead State or any of its agencies pursuant to a Participating Addendum entered into by the Lead State under this contract, but not yet paid to Contractor, for the fiscal year budget in existence at the time of the breach. Damages for any Contractor breach shall not exceed 125% of the contract maximum "not to exceed" value between Contractor and the applicable individual Buyer; provided, however, that if no "not to exceed" value is specified then Contractor's maximum liability shall be one million dollars (\$1,000,000). Contractor's tort liability shall not be limited, except for the following limitations, which limitations shall apply to any claims or causes of action, whether based on contract, in tort, or based on any other legal theory:

i. For any claims whatsoever arising from or related to service disruption, regardless of the causes ("Service Disruption"), Contractor's sole liability is limited to a credit allowance equal to the proportionate charge to the Buyer for the period of the Service Disruption. Service Disruptions do not include unavailability of the Service during periods of scheduled or unscheduled network maintenance.

ii. In no event is Contractor liable for any consequential, special, incidental, indirect, exemplary or punitive damages, nor for lost profits, loss of business, loss of data, loss of use, or lost savings or increased cost of operations, sustained by WSCA, a Participating Entity, a Buyer or any other end user in connection with this Contract.

24. FORCE MAJEURE. Neither party to this Contract shall be deemed to be in violation of this Contract if it is prevented from performing any of its obligations hereunder due to strikes, failure of public transportation, civil or military authority, act of public enemy, accidents, fires, explosions, or acts of God, including, without limitation, earthquakes, floods, winds, or storms. In such an event the intervening cause must not be through the fault of the party asserting such an excuse, and the excused party is obligated to promptly perform in accordance with the terms of the Contract after the intervening cause ceases.

25. INDEMNIFICATION.

25.1 Contractor's Obligations to WSCA. To the fullest extent permitted by law, Contractor shall indemnify and defend, not excluding the Lead State's right to participate, the Lead State and/or WSCA from and against all third party claims for damages, losses, and expenses, including, without limitation, reasonable attorneys' fees and costs, relating to personal injury, death or damage to tangible personal

property that resulted from the negligence or willful misconduct of Contractor, its officers, employees and authorized agents.

25.2 Contractor's Obligations to Participating Entities (excluding authorized non-profit entities).

The Contractor shall indemnify and defend Participating Entities and their officers, agencies and employees, from and against all third party claims for damages, losses and expenses, including reasonable attorney's fees, relating to personal injury, death or damage to tangible personal property that resulted from the negligence or willful misconduct of the Contractor, its officers, employees and authorized agents. Notwithstanding anything in this Contract to the contrary, Contractor's indemnification obligations with respect to Participating Entities that are authorized non-profit entities (and such Participating Entities indemnification obligations with respect to Sprint) shall be as set forth in Section 11 of Attachment AA.

25.3 Exception. Contractor will not be liable for damages that are the result of negligence or willful misconduct by WSCA, the Participating Entities, and/or their respective employees, officers, agencies and authorized agents.

26. INSURANCE SCHEDULE. Unless expressly waived in writing by the Lead State or Participating States, Contractor, as an independent contractor and not an employee of the Lead State or Participating States, must carry policies of insurance in amounts specified in this Insurance Schedule and/or any Insurance Schedule agreed by Contractor and a Participating State via a participating addendum, and pay all taxes and fees incident hereunto. The Lead State and Participating States shall have no liability except as specifically provided in the Contract. The Contractor shall not commence work before:

1) Contractor has provided the required evidence of insurance to the Lead State.

The Lead State's approval of any changes to insurance coverage during the course of performance shall constitute an ongoing condition subsequent to this Contract. Any failure of the Lead State to timely approve shall not constitute a waiver of the condition.

Unless different or additional insurance is required pursuant to the terms of a Participating Addendum, Contractor agrees that the following insurance coverages and policy limits shall also apply to, and operate for the benefit of, each Participating Entity that participates in this Contract pursuant to a Participating Addendum.

**Insurance Coverage:** The Contractor shall, at the Contractor's sole expense, procure, maintain and keep in force for the duration of the Contract the following insurance conforming to the minimum requirements specified below. Unless specifically stated herein or otherwise agreed to by the Lead State, the required insurance shall be in effect prior to the commencement of work by the Contractor and shall continue in force as appropriate until the latter of:

1. Final acceptance by the Lead State of the completion of this Contract; or

2. Such time as the insurance is no longer required by the Lead State under the terms of this Contract.

Any insurance or self-insurance available to the Lead State shall be excess of and non-contributing with any insurance required from Contractor. Contractor's insurance policies shall apply on a primary basis.

Until such time as the insurance is no longer required by the Lead State, Contractor shall provide the Lead State with renewal or replacement evidence of insurance before the expiration or replacement of the required insurance. If at any time during the period when insurance is required by the Contract, an insurer or surety shall fail to comply with the requirements of this Contract, as soon as Contractor has knowledge of any such failure, Contractor shall immediately notify the State and immediately replace such insurance or bond with an insurer meeting the requirements.

*Effective 04/07*

**Workers' Compensation and Employer's Liability Insurance**

- 1) Contractor shall provide proof of worker's compensation insurance.
- 2) Employer's Liability insurance with a minimum limit of \$500,000 each employee per accident for bodily injury by accident or disease.

**Commercial General Liability Insurance**

- 1) Minimum Limits required:
  - \$2,000,000.00** General Aggregate
  - \$1,000,000.00** Products & Completed Operations Aggregate
  - \$1,000,000.00** Personal and Advertising Injury
  - \$1,000,000.00** Each Occurrence
- 2) Coverage shall be on an occurrence basis and shall be at least as broad as ISO 1996 form CG 00 01 (or a substitute form providing equivalent coverage); and shall cover liability arising from premises, operations, independent contractors, completed operations, personal injury, products, civil lawsuits and liability assumed under an insured contract (including the tort liability of another assumed in a business contract).

**Business Automobile Liability Insurance**

- 1) Minimum Limit required: **\$Waived** Each Occurrence for bodily injury and property damage.
- 2) Coverage shall be for "any auto" (including owned, non-owned and hired vehicles).  
The policy shall be written on ISO form CA 00 01 or a substitute providing equivalent liability coverage. If necessary, the policy shall be endorsed to provide contractual liability coverage.

**Professional Liability Insurance**

- 1) Minimum Limit required: **\$ Waived** Each Claim
- 2) Retroactive date: Prior to commencement of the performance of the contract
- 3) Discovery period: Three (3) years after termination date of contract.
- 4) A certified copy of this policy may be required.

**Umbrella or Excess Liability Insurance**

- 1) May be used to achieve the above minimum liability limits.
- 2) Shall be endorsed to state it is "As Broad as Primary Policy"

**Commercial Crime Insurance**

Minimum Limit required: **\$Waived** Per Loss for Employee Dishonesty  
This insurance shall be underwritten on a blanket form amending the definition of "employee" to include all employees of the Vendor regardless of position or category.

**General Requirements:**

- a. RESERVED
- b. Waiver of Subrogation: Each liability insurance policy shall provide for a waiver of subrogation as to additional insureds.
- c. Cross-Liability: All required liability policies shall provide cross-liability coverage as would be achieved under the standard ISO separation of insureds clause.
- d. Deductibles and Self-Insured Retentions: Insurance maintained by Contractor may contain deductibles or self-insured retentions. Such deductibles or self-insured retentions shall not relieve



Contractor from the obligation to pay any loss or claim for which the Contractor is responsible under this Contract.

- e. Policy Cancellation: Except for ten (10) days notice for non-payment of premium, each insurance policy shall be endorsed to state that; without thirty (30) days prior written notice to the Lead State, the policy shall not be canceled. Insurer shall provide notice of cancellation via mail to Certificate Holders.
- f. Approved Insurer: Each insurance policy shall be:
  - 1) Issued by insurance companies authorized to do business in the Lead State and Participating States or eligible surplus lines insurers acceptable to the Lead State and Participating States and having agents upon whom service of process may be made, and
  - 2) Currently rated by A.M. Best as "A- VII" or better.

#### **Evidence of Insurance:**

Prior to the start of any Work, Contractor must provide the following documents to the Lead State:

- 1) Certificate of Insurance: The Acord 25 Certificate of Insurance form or a form substantially similar must be submitted to the State to evidence the insurance policies and coverages required of Contractor.
- 2) Schedule of Underlying Insurance Policies: If Umbrella or Excess policy is evidenced to comply with minimum limits, a copy of the Underlyer Schedule from the Umbrella or Excess insurance policy may be required.

Review and Approval: Documents specified above must be submitted for review and approval by the Lead State prior to the commencement of work by Contractor. Neither approval by the Lead State nor failure to disapprove the insurance furnished by Contractor shall relieve Contractor of Contractor's full responsibility to provide the insurance required by this Contract. Compliance with the insurance requirements of this Contract shall not limit the liability of Contractor or its sub-contractors, employees or agents to the Lead State or others, and shall be in addition to and not in lieu of any other remedy available to the Lead State or Participating States under this Contract or otherwise. The Lead State reserves the right to request and review a copy of any required insurance policy or endorsement to assure compliance with these requirements.

**Mail all insurance documents required by this Contract to the Lead State identified on page one of the Contract. Additional insurance obligations may be imposed in Participating Addenda executed by Contractor and eligible Participating Entities. Any additional or different insurance documents required by a Participating Addendum shall be provided to the Participating Entity.**

27. COMPLIANCE WITH LEGAL OBLIGATIONS. Any and all supplies, services and equipment bid and furnished shall comply fully with all applicable Federal and State laws and regulations. Contractor shall procure and maintain for the duration of this Contract any state, county, city or federal license, authorization, waiver, permit, qualification or certification required by statute, ordinance, law, or regulation to be held by Contractor to provide the goods or services required by this Contract.

28. WAIVER OF BREACH. Failure to declare a breach or the actual waiver of any particular breach of the Contract or its material or nonmaterial terms by either party shall not operate as a waiver by such party of any of its rights or remedies as to any other breach.

29. SEVERABILITY. If any provision of this Contract is declared by a court to be illegal or in conflict with any law, the validity of the remaining terms and provisions shall not be affected; and the rights and obligations of the parties shall be construed and enforced as if the Contract did not contain the particular provision held to be invalid.

30. ASSIGNMENT/DELEGATION. To the extent that any assignment of any right under this Contract changes the duty of either party, increases the burden or risk involved, impairs the chances of obtaining the performance of this Contract, attempts to operate as a novation, or includes a waiver or abrogation of any defense to payment by WSCA, the Lead State, or a Participating Entity, such offending portion of the assignment shall be void, and shall be a breach of this Contract. Neither party shall assign, sell, transfer, subcontract or sublet rights, or delegate responsibilities under this Contract, in whole or in part, without the prior written approval of the other party, which consent shall not be unreasonably withheld, conditioned or delayed.

31. OWNERSHIP OF PROPRIETARY INFORMATION. Any reports, customized computer code or other documents of any kind which are intended to be consideration under the Contract, and prepared or in the course of preparation by Contractor (or its subcontractors) specifically for WSCA in performance of its obligations under this Contract shall be the exclusive property of WSCA and all such materials shall be delivered into WSCA possession by Contractor upon completion, termination, or cancellation of this Contract. Contractor shall not use, willingly allow, or cause to have such materials used for any purpose other than performance of Contractor's obligations under this Contract without the prior written consent of WSCA. Unless otherwise specifically stated in this Contract, WSCA shall have no proprietary interest in any pre-existing works or materials, or in any materials licensed to WSCA for use that are subject to patent, trademark or copyright protection. WSCA acknowledges that Contractor sells identical Products and Services to other customers of Contractor, and WSCA agrees that all intellectual property rights in the Products and Services are retained by Contractor and/or Contractor's suppliers. Contractor is not precluded from developing for itself or for others, products, services or materials that are competitive with or similar to or derived from the Products and Services provided under this Contract, and Contractor shall be free to use its general knowledge skills and experience and any ideas, concepts, know-how and techniques within the scope of its business practices that are used in the course of providing the Products and services to WSCA or any Participating Entity. All materials required to be delivered to WSCA under this paragraph shall be delivered to the Lead State.

32. PATENTS, COPYRIGHTS, ETC. The Contractor shall release, indemnify and hold WSCA, the Lead State, and Participating States and their officers, agents and employees harmless from liability against third party claims that any of the Products or Services as provided by Contractor under this Contract infringe or violate any copyright, patent, tradename, trademark, trade secret, or other intellectual property rights. WSCA acknowledges and agrees that in connection with Sprint's indemnity obligations to WSCA for Products, Sprint may rely upon the indemnity being provided to Sprint by Sprint's third party suppliers for such Products. WSCA agrees to reasonably cooperate with Sprint and Sprint's third party suppliers in connection with the defense of the third party claims included in the indemnity obligations under this Agreement.

Contractor's obligations under this section will not apply to the extent that the infringement or violation is caused by (i) functional or other specifications that were provided by or requested by Customer; or (ii) Customer's continued use of infringing Products or Services after Contractor provides reasonable notice to

Customer of the infringement. For any third party claim that Contractor receives, or to minimize the potential for a claim, Contractor may, at its option and expense, either: (A) procure the right for Customer to continue using the Products or Services; (B) replace or modify the Products or Services with comparable Products or Services; or (C) terminate the Products or Services. The provisions of this Section state the entire liability and obligations of Contractor and any of its affiliates or licensors, and the exclusive remedy of State, with respect to any actual or alleged infringement in whole or in part, of any patent, copyright, trade secret, trademark or other intellectual property right by the Products or Services.

33. PUBLIC RECORDS. Pursuant to NRS 239.010, information or documents received from Contractor may be open to public inspection and copying. The State will have the duty to disclose unless a particular record is made confidential by law or a common law balancing of interests. Contractor may label specific parts of an individual document as a "trade secret" or "confidential" in accordance with NRS 333.333, provided that Contractor thereby agrees to indemnify and defend the State for honoring such a designation. The failure to so label any document that is released by the State shall constitute a complete waiver of any and all claims for damages caused by any release of the records. Information or documents provided in connection with a Participating Addendum shall be governed by the public records laws and practices of the Participating State or Participating Entity.

34. CONFIDENTIALITY. Contractor shall keep confidential all information, in whatever form, produced, prepared, observed or received by Contractor to the extent that such information is confidential by law or otherwise designated in writing as such. The foregoing restrictions on use and disclosure of confidential information do not apply to information that: (a) is in the possession of Contractor at the time of its disclosure and is not otherwise subject to obligations of confidentiality; (b) is or becomes publicly known, through no wrongful act or omission of the Contractor; (c) is received without restriction from a third party free to disclose it without obligation to the disclosing party; (d) is developed independently by the Contractor without reference to the confidential information; or (e) is required to be disclosed by law, regulation, or court or government order.

35. NONDISCRIMINATION. Contractor agrees to abide by the provisions of Title VI and Title VII of the Civil Rights Act of 1964 (42 USC 2000e), which prohibit discrimination against any employee or applicant for employment, or any applicant or recipient of services, on the basis of race, religion, color, or national origin; and further agrees to abide by Executive Order No. 11246, as amended, which prohibits discrimination on basis of sex; 45 CFR 90 which prohibits discrimination on the basis of age, and Section 504 of the Rehabilitation Act of 1973, or the Americans with Disabilities Act of 1990 which prohibits discrimination on the basis of disabilities. Contractor further agrees to furnish information and reports to requesting Participating Entities, upon request, for the purpose of determining compliance with these statutes. Contractor agrees to comply with each individual Participating State's certification requirements, if any, as stated in the special terms and conditions. This Contract may be canceled if the Contractor fails to comply with the provisions of these laws and regulations. Contractor must include this provision in every subcontract relating to purchases by the States to insure that subcontractors and vendors are bound by this provision.

36. FEDERAL FUNDING. In the event federal funds are used for payment of all or part of this Contract:
- a. Contractor certifies, by signing this Contract, that neither it nor its principals are presently debarred, suspended, proposed for debarment, declared ineligible, or voluntarily excluded from participation in this transaction by any federal department or agency. This certification is made pursuant to the regulations implementing Executive Order 12549, Debarment and Suspension, 28 C.F.R. pt. 67, § 67.510, as published as pt. VII of the May 26, 1988, Federal Register (pp. 19160-19211), and any relevant program-specific regulations. This provision shall be required of every subcontractor receiving any payment in whole or in part from federal funds.
  - b. Contractor and its subcontractors shall comply with all terms, conditions, and requirements of the Americans with Disabilities Act of 1990 (P.L. 101-136), 42 U.S.C. 12101, as amended, and regulations adopted thereunder contained in 28 C.F.R. 26.101-36.999, inclusive, and any relevant program-specific regulations.
  - c. Contractor and its subcontractors shall comply with the requirements of the Civil Rights Act of 1964, as amended, the Rehabilitation Act of 1973, P.L. 93-112, as amended, and any relevant program-specific regulations, and shall not discriminate against any employee or offeror for employment because of race, national origin, creed, color, sex, religion, age, disability or handicap condition (including AIDS and AIDS-related conditions.)
37. LOBBYING. The parties agree, whether expressly prohibited by federal law, or otherwise, that no funding associated with this Contract will be used for any purpose associated with or related to lobbying or influencing or attempting to lobby or influence for any purpose the following:
- a. Any federal, state, county or local agency, legislature, commission, council or board;
  - b. Any federal, state, county or local legislator, commission member, council member, board member, or other elected official; or
  - c. Any officer or employee of any federal, state, county or local agency; legislature, commission, council or board.
38. NON-COLLUSION. Contractor certifies that this Contract and the underlying bid, have been arrived at independently and have been without collusion with, and without any agreement, understanding or planned common course of action with, any other vendor of materials, supplies, equipment or services described in the invitation to bid, designed to limit independent bidding or competition.
39. WARRANTIES.
- a. General Warranty. Contractor will perform all Services in a good and workmanlike manner consistent with accepted industry practice and in compliance with applicable laws and regulations. To the maximum extent possible, Contractor will pass through to Buyer all warranties available to Sprint for any Product(s) acquired hereunder.
  - b. Contractor does not manufacture Products and offers no warranty on any Products beyond the manufacturer's warranty provided directly from the manufacturer to the Buyer upon receipt of the Products. Except as, and then only to the extent, expressly provided in this Contract, Products and Services are provided "as is." Contractor disclaims all express or implied warranties and in particular disclaims all warranties of merchantability, fitness for a particular purpose, and warranties related to equipment, material, services, or software.
40. CONFLICT OF INTEREST. Contractor certifies that it has not offered or given any gift or compensation prohibited by the state laws of the Lead State or any WSCA Participating Entities to any



officer or employee of WSCA, the Lead State, or Participating Entities to secure favorable treatment with respect to being awarded this Contract.

41. INDEPENDENT CONTRACTOR. Contractor shall be an independent contractor, and as such shall have no authorization, express or implied to bind WSCA, the Lead State, or any Participating Entity to any agreements, settlements, liability or understanding whatsoever, and agrees not to perform any acts as agent for WSCA, the Lead State, or any Participating Entity, except as expressly set forth herein.

42. POLITICAL SUBDIVISION PARTICIPATION. Participation under this Contract by political subdivisions (i.e., colleges, school districts, counties, cities, etc.,) of the WSCA Participating States shall be voluntarily determined by the political subdivision. The Contractor agrees to supply the political subdivisions based upon the same terms, conditions and prices set forth in this Contract and in the applicable Participating Addendum.


43. PROPER AUTHORITY. The parties hereto represent and warrant that the person executing this Contract on behalf of each party has full power and authority to enter into this Contract. Contractor acknowledges that as required by statute or regulation this Contract is effective only after approval by WSCA and only for the period of time specified in the Contract. Any services performed by Contractor before this Contract is effective or after it ceases to be effective are performed at the sole risk of Contractor. The Contractor certifies that neither it nor its principals are presently debarred, suspended, proposed for debarment, declared ineligible, or voluntarily excluded from participation in this transaction (contract) by any governmental department or agency.

44. GOVERNING LAW; JURISDICTION. This Contract and the rights and obligations of the parties hereto shall be governed and construed in accordance with the laws of the state of Nevada, without giving effect to any principle of conflict-of-law that would require the application of the law of any other jurisdiction. The parties consent to the exclusive jurisdiction of the First Judicial District Court, Carson City, Nevada for enforcement of this Contract. The construction and effect of any Participating Addendum or order against the Contract(s) shall be governed by and construed in accordance with the laws of the Participating State or the laws of the State in which the applicable Participating Entity is located if such entity is not a State. Venue for any claim, dispute or action concerning an order placed against the Contract(s) or the effect of a Participating Addendum shall be in the Purchasing State or the laws of the State in which the applicable Participating Entity is located if such entity is not a State.


45. SIGNATURES IN COUNTERPART. Contract may be signed in any number of counterparts, each of which shall be an original, but all of which together shall constitute one in the same instrument.

46. ENTIRE CONTRACT AND MODIFICATION. This Contract and its integrated attachment(s) constitute the entire agreement of the parties and such are intended as a complete and exclusive statement of the promises, representations, negotiations, discussions, and other agreements that may have been made in connection with the subject matter hereof. Unless an integrated attachment to this Contract specifically displays a mutual intent to amend a particular part of this Contract, general conflicts in language between any such attachment and this Contract shall be construed consistent with the terms of this contract. The terms of this Contract shall not be waived, altered, modified, supplemented or amended in any manner whatsoever without prior written approval of the WSCA Contract Administrator. A WSCA Member State or another entity authorized to participate in this contract shall execute with the Contractor a Participating Addendum consistent with this Contract.

IN WITNESS WHEREOF, the parties hereto have caused this Contract to be signed and intend to be legally bound thereby.


  
\_\_\_\_\_  
Independent Contractor's Signature  
Paget L. Alves

4/9/12 \_\_\_\_\_  
Date Chief Sales Officer  
Independent's Contractor's Title

  
\_\_\_\_\_  
Greg Smith, Administrator, State of Nevada

APPROVED BY WSCA DIRECTORS  
On 4/12/12 \_\_\_\_\_  
(Date)

Approved as to form by:

  
\_\_\_\_\_  
Deputy Attorney General for Attorney General

On 11 April 12 \_\_\_\_\_  
(Date)

Sprint — Approved  
as to Legal Form  
KAC — 5 April 2012



## ATTACHMENT AA – CONTRACTOR’S SPECIAL TERMS AND CONDITIONS

The following items are incorporated into this Attachment AA:

1. Agreed/Negotiated Exceptions to RFP Number 1907
2. Contractor’s Additional Terms
3. Contractor’s Product/Service Annexes
4. Sample WSCA Participating Addendum

If a conflict exists among provisions within the documents that form the Agreement, the following order of precedence will apply: 1) Agreed/Negotiated Exceptions to RFP Number 1907; 2) Contractor’s Additional Terms; 3) Contractor’s Product/Service Annexes; and 4) Sample WSCA Participating Addendum.

### 1. AGREED/NEGOTIATED EXCEPTIONS TO RFP NUMBER 1907

RFP Section Number	RFP Page Number	Agreed/Negotiated Exceptions to RFP Number 1907
2	5	The parties agree that the definition of “CL Accounts” as been revised to read as follows:  <b>“Corporate Liabe Accounts are accounts set up by a Buyer for use by the Buyer, and for which the Buyer is financially liable.”</b>
2	6	The parties agree that the definition of “Coverage” has been revised to include the following clarification:  <b>Wireless services do not perform in precisely the same manner as non-wireless landline telephone services. Accordingly, Sprint does not guarantee coverage in any specific area at any specific time. Coverage shown on the coverage maps is a general prediction of outdoor coverage, and does not guarantee that coverage will be available at all covered geographic areas at all times. Wireless coverage is impacted by, among other things, terrain, weather, antenna location, system modification, foliage and man-made structures (such as buildings), and therefore cannot be predicted precisely at all times.</b>
2	6	The parties agree that the definition of “Customer” has been revised to include the following clarification:  <b>The terms “Customer” and “Buyer” shall be used interchangeably in the Contract.</b>
2	6	The parties agree that the definition of “Equipment” as been revised to read as follows:  <b>“Equipment includes equipment, hardware, software, cabling or other materials sold or leased to Customer by or through Contractor as a separate item from, or bundled with, a service.”</b>
2	6	The parties agree that the definition of “IL Accounts” as been revised to read as follows:  <b>“IL Accounts are accounts activated by an employee of a Buyer through an employee program that has been authorized/approved by the Buyer, and for which the employee is financially responsible.”</b>
2	8	The parties agree that the definition of “Roaming Agreement” has been revised to include the following clarification:  <b>The word “us” is intended to be “use” in this definition.</b>

2	8	<p>The parties agree that the definition of “Subcontractor” has been revised to include the following clarification:</p> <p><b>As additional clarification, Sprint does not consider local exchange carriers to be Sprint subcontractors and will not be responsible for the actions or inactions of access providers. In addition, Sprint does not consider the State’s/Customer’s subcontractor requirements set forth in the RFP or any resulting contract to be applicable to any agreements, subcontracts or other business arrangements between Sprint and its Affiliates, roaming partners, suppliers, subcontractors or any third-parties relating to the provision of any Products or Services purchased or used by the State/Customer (collectively, “General Supply &amp; Support Agreements”) where such General Supply and Support Agreements were entered into for the purpose of providing Products and Services to Sprint customers generally (as opposed to specifically for the State).</b></p>
3.1.2	9	<p>The parties agree that the definition of “Wireless Spend” as been deleted and replaced with the following revised definitions:</p> <ul style="list-style-type: none"> <li>• <b>“Total Wireless Spend”:</b> The total dollar value of wireless services, data and Equipment as invoiced by Contractor that are either (a) paid by Customer on Customer’s CL Accounts; or (b) paid by end user employees pursuant to IL Accounts in the Customer’s employee program. Total Wireless Spend does not include amounts invoiced by Contractor for: (i) taxes; and (ii) additional regulatory fees, administrative charges; and charges, fees or surcharges for the costs Sprint incurs in complying with governmental programs; and (iii) credits and refunds. In addition, Total Wireless Spend will be calculated after all discounts are taken into account and shall not include monthly recurring charges or other charges which are not actually paid by Customers or end users. Recurring charges refers to charges that are billed to Buyers at regularly specified intervals, usually monthly. Examples of recurring charges include, but are not limited to, monthly service plan charges. The Total Wireless Spend calculation will not include CL Accounts or IL Accounts that are in default for non-payment.</li> <li>• <b>“CL Wireless Spend”:</b> The total dollar value of wireless services, data and Equipment as invoiced by Contractor that are paid by Customer on Customer’s CL Accounts. CL Wireless Spend does not include amounts invoiced by Contractor for: (i) taxes; and (ii) additional regulatory fees, administrative charges; and charges, fees or surcharges for the costs Sprint incurs in complying with governmental programs; and (iii) credits and refunds. In addition, CL Wireless Spend will be calculated after all discounts are taken into account and shall not include monthly recurring charges or other charges which are not actually paid by Customers or end users. The CL Wireless Spend calculation will not include CL Accounts that are in default for non-payment.</li> <li>• <b>“IL Wireless Spend”:</b> The total dollar value of wireless services, data and Equipment as invoiced by Contractor that are paid by end user employees pursuant to IL Accounts in the Customer’s employee program. IL Wireless Spend does not include amounts invoiced by Contractor for: (i) taxes; and (ii) additional regulatory fees, administrative charges; and charges, fees or surcharges for the costs Sprint incurs in complying with governmental programs; and (iii) credits and refunds. In addition, IL Wireless Spend will be calculated after all discounts are taken into account and shall not include monthly recurring charges or other charges which are not actually paid by end users. The IL Wireless Spend calculation will not include IL Accounts that are in default for non-payment.</li> </ul>
3.2.1-3.2.2	10	<p>The parties agree to restate Section 3.2.1 and 3.2.2 in its entirety as follows:</p>

		<p><b>3.2.1 Meet with lead States’ Purchasing Department representative on a semi-annual basis (once every six months) to evaluate and review:</b></p> <ul style="list-style-type: none"> <li>• Pricing/rates relative to prevailing full market pricing/promotions/solicitations;</li> <li>• Actual billed charges relative to prevailing available full market pricing;</li> <li>• Any other significant issue (service, billing or otherwise) that may need to be addressed.</li> </ul> <p><b>3.2.2 Complete the evaluation and review within twenty (20) business days. The CL Account and IL Account service percentage discounts are fixed for the Term, and may only be amended in a formal written amendment signed by both parties’ authorized representatives. Rates not fixed in the pricing Schedules in Attachment CC-Contractor’s Response will be based on the then-current list price at the time of purchase, less the service pricing discount, if applicable. Contractor may modify the underlying rate or list price to which the percentage discount is applied on no less than one day’s notice.</b></p>
3.2.3	10	<p>The parties agree to restate Section 3.2.3 in its entirety as follows:</p> <p><b>3.2.3.1 The Contractor(s) shall report contract utilization and pay an administrative fee of 1/10<sup>th</sup> of 1% (one-tenth of one percent) of the Total Wireless Spend to WSCA (“WSCA Admin Fee”), paid quarterly. The WSCA directors approved the level of the WSCA administration fee, and the fee is not negotiable. The WSCA administrative fee is to be paid quarterly within 60 days of the end of the quarter (See Attachment G for Reporting Schedule). If Contractor overpays the WSCA admin fee for any quarter, then Contractor shall be permitted to reduce any future WSCA admin fee payments by the incorrect amount. Contractor’s obligation to pay the WSCA administrative fee terminates upon the expiration or earlier termination of the WSCA Agreement.</b></p> <p><b>3.2.3.2 In addition to the WSCA administrative fee, some WSCA and non-WSCA states may require that a fee (“State Admin Fee”) be paid directly to the state on a percentage of CL Wireless Spend made by procuring entities within that state pursuant to such state’s Participating Addendum. Any such State Admin Fee shall be related to a State’s administrative expenses in administering the Participating Addendum and shall not be deemed a discount or rebate. For all such requests, the percentage fee level, payment method and schedule for such reports and payments shall be incorporated in a Participating Addendum. In the event a State Admin Fee exceeds 1% of the CL Wireless Spend, the Contractor(s) may reduce the CL service discounts by the percentage amount that the applicable State Admin Fee percentage exceeds 1% of the CL Wireless Spend. Any such CL service discount reduction shall not exceed the State Admin Fee percentage. If Contractor overpays the State Admin Fee for any quarter, then Contractor shall be permitted to reduce any future State Admin Fee payments by the incorrect amount. Contractor’s obligation to pay a State Admin Fee terminates if: (1) the Participating Addendum has expired; or (2) the Participating Addendum has been terminated (before expiration) by either party. All such agreements shall have no effect whatsoever on the WSCA fee or on the prices paid by the procuring agencies outside the jurisdiction of the state requesting the additional fee.</b></p> <p><b>3.2.3.3 At Contractor’s discretion, administrative fees may be permitted for participating government entities/government Customers that are not States (“Local Government Admin Fee”) that sign a Participating Addendum, subject to the requirements of this Section 3.1.2, on a percentage of CL Wireless Spend made by procuring entities within that local government entity’s jurisdiction</b></p>

		<p>pursuant to such local government entity's Participating Addendum. Any such Local Government Admin Fee shall be related to a local government entity's administrative expenses in administering the Participating Addendum and shall not be deemed a discount or rebate. For all such requests, the fee level percentage, payment method and schedule for such reports and payments shall be incorporated in a Participating Addendum. In the event a Local Government Admin Fee exceeds 1% of the CL Wireless Spend, the Contractor(s) may reduce the CL service discounts by the percentage amount that the applicable Local Government Admin Fee percentage exceeds 1% of the CL Wireless Spend. Any such CL service discount reduction shall not exceed the Local Government Admin Fee percentage. If Contractor overpays the Local Government Admin Fee for any quarter, then Contractor shall be permitted to reduce any future Local Government Admin Fee payments by the incorrect amount. Contractor's obligation to pay a Local Government Admin Fee terminates if: (1) the Participating Addendum has expired; or (2) the Participating Addendum has been terminated (before expiration) by either party. All such agreements shall have no effect whatsoever on the WSCA fee or on the prices paid by the procuring agencies outside the jurisdiction of the state requesting the additional fee.</p>
3.2.4	10	<p>The parties agree that the term "<b>rebated</b>" is deleted and replaced with the word "<b>paid</b>" in Section 3.2.4. The WSCA administration fees are not rebates.</p>
3.2.5	10	<p>The parties agree to delete the last sentence of Section 3.2.5 in its entirety and replace it with the following sentence:</p> <p><b>"IL Wireless Spend will be subject to reporting requirements and to the required WSCA administrative fee of one tenth (1/10) of one percent, and will be reported as outlined in this RFP."</b></p>
3.2.7	11	<p>The parties agree to delete Section 3.2.7 in its entirety. Audit provisions shall be in accordance with the terms of the WSCA Master Service Agreement.</p>
3.3	11	<p>The parties agree to the following clarification to Section 3.3:</p> <p><b>Sprint is currently providing reporting required by WSCA to the Lead State of Nevada for each Participating Addendum executed by a Participating Entity. Sprint assumes that the required reporting by WSCA will continue to be compiled at the Participating Addendum level. Should WSCA require reporting at the billing account level, Sprint will meet with WSCA to discuss mutually agreed upon reporting data and formats.</b></p>
3.3.4	12	<p>The parties agree to the following clarifications regarding additional, modified or custom reporting requests or formats in Section 3.3.4:</p> <p><b>Sprint requests 60 day notification of any format changes to reporting that has been previously agreed upon with State/Customer. Sprint reserves the right to not deliver retroactive reporting in formats later agreed upon by Sprint and the State/Customer. Notwithstanding anything in the RFP or Sprint's Proposal to the contrary, Sprint shall not be obligated to provide any custom reports that Sprint determines in its discretion are impractical or unduly burdensome to Sprint from an operational, financial or system limitation basis.</b></p> <p><b>Sprint can provide equipment purchase summaries to specific entities. Fields, such as "Order Number", "Customer PO Number", "Order Type", and "PO Date" may not be available at the account level, as we have thousands of WSCA member accounts. Not all eligible entities have the same fields populated on their invoices due to system limitations of eligible entities and/or internal procedures of the respective parties.</b></p> <p><b>The following fields require further clarification as to what information is required before we can provide feedback on their availability at the PA level and account level: "UNSPSC Commodity", "VAR/Reseller/Distributor NAME", and "Recycling".</b></p> <p><b>The following fields are only available at the PA level: "CRU Minutes", "CRU Lines",</b></p>



		<p><b>“CRU Gross Sales”, “IRU Minutes”, and “IRU Lines”.</b>  <b>Each Member’s Sprint Account Team will work with them to identify any requested changes from the current reporting we currently provide them today or new reporting needed for new members.</b></p>
3.3.5, 3.3.6, 3.3.7	12	<p>The parties agree to the following clarifications regarding additional, modified or custom reporting requests or formats in Section 3.3.5, 3.3.6 and 3.3.7:</p> <p><b>Sprint requests 60 day notification of any format changes to reporting that has been previously agreed upon with State/Customer. Sprint reserves the right to not deliver retroactive reporting in formats later agreed upon by Sprint and the State/Customer. Notwithstanding anything in the RFP or Sprint’s Proposal to the contrary, Sprint shall not be obligated to provide any custom reports that Sprint determines in its discretion are impractical or unduly burdensome to Sprint from an operational, financial or system limitation basis.</b></p>
3.5.1	12	<p>The parties agree to delete Section 3.5.1 in its entirety. Sprint has offered pricing that it believes meets State’s/Customer’s requirements; however, Sprint does not offer Most Favored Customer clauses in its contracts. Sprint will continue to offer highly competitive pricing and discounts for its services in a manner in which the prices Sprint charges its customers for the same services are not unreasonably dissimilar for similarly situated customers with like traffic patterns, volumes, commitment levels and the like.</p>
3.5.6-3.5.12	13	<p>The parties agree to the following clarifications relating to coverage in Sections 3.5.6 - 3.5.12:</p> <p><b>Wireless services do not perform in precisely the same manner as non-wireless landline telephone services. Accordingly, Sprint does not guarantee coverage in any specific area at any specific time. Coverage shown on the coverage maps is a general prediction of outdoor coverage, and does not guarantee that coverage will be available at all covered geographic areas at all times. Wireless coverage is impacted by, among other things, terrain, weather, antenna location, system modification, foliage and man-made structures (such as buildings), and therefore cannot be predicted precisely at all times. Any custom in-building or on-campus coverage solutions provided by our Custom Network Solutions (CNS) group will require a separate agreement outside of the WSCA Master Agreement.</b></p>
3.5.11	13	<p>The parties agree to delete Section 3.5.11 in its entirety replace it with the following:</p> <p><b>In the event of scheduled network maintenance, Sprint shall make commercially reasonable efforts to notify Customer in advance of the area(s) that could be potentially affected by such maintenance. Sprint does not guarantee that network maintenance or other environmental conditions necessitating maintenance will be known or are knowable in advance and, therefore, Sprint cannot guarantee that Customer will be notified within twenty-four (24) hours of such maintenance. Sprint shall make commercially reasonable efforts to provide Customer with advance notification of major planned network element maintenance.</b></p>
3.5.15	14	<p>The parties agree to insert the following additional clarification in Section 3.5.15:</p> <p><b>“Sprint, as determined in its sole discretion, may discontinue any Product or Service. Sprint shall provide Customer with at least six (6) months prior notice of its intention to discontinue any such Products or Services.”</b></p>
3.5.17	14	<p>Sprint agrees to remove its exception to Section 3.5.17. Warranty provisions shall be in accordance with the terms of the WSCA Master Service Agreement and Attachment CC.</p>

4.1.6	19	<p>The parties acknowledge and agree to the following clarification relating to Section 4.1.6:</p> <p><b>Sprint certifies, to the best of Sprint’s actual knowledge, that none of vendor’s employees is employed by the State of Nevada any of its political subdivisions or by any other government involved in the performance of the contractual services resulting from this RFP. However, Sprint is a publicly traded company with approximately 40,000 employees, and Sprint has no mechanism to accurately or effectively track such information.</b></p>
4.1.7	20	<p>The parties acknowledge and agree to the following clarification relating to Section 4.1.7:</p> <p><b>As a publicly traded company that is party to thousands of commercial, consumer and government contracts with its customers, suppliers and competitors, Sprint is involved in litigation, investigations and contract disputes at all times due to the number of its customers, suppliers and competitors, and the nature of the services it provides. Consequently, State’s request for Sprint to compile a list or provide details regarding prior or ongoing contract failures, contract breaches, civil or criminal litigation or investigations, ongoing or occurring during the past six years, is an extremely arduous, burdensome and time-consuming task, and Sprint has no mechanism to track some of the requested information. Although Sprint is unable to provide such information, Sprint can declare that: (i) during the past six years it has not had a termination for default under a contract with a government entity; (ii) Sprint is not currently suspended or debarred by any government agency nor has it been during the past six years; and (iii) Sprint is not aware of any past or ongoing action that would, if successful, have a material adverse impact on Sprint’s ability to perform under the terms of the RFP. As a public corporation, Sprint is required to fully disclose material data and relevant information that may influence investment decisions to all investors at the same time. Sprint does not provide detailed information on litigation except through its securities filings. Please refer to Sprint’s Annual Report on Form 10-K/A, available on <a href="http://investors.sprint.com/phoenix.zhtml?c=127149&amp;p=irol-sec">http://investors.sprint.com/phoenix.zhtml?c=127149&amp;p=irol-sec</a> for a description of certain litigation or claims.</b></p>
6.1	22	<p>The parties agree to delete Section 6.1 in its entirety. Invoicing and Payment Terms shall be in accordance with Section 12 of the WSCA Master Service Agreement and Contractor’s Additional Terms as set forth in this Attachment AA.</p>
10.2	33	<p>The parties acknowledge and agree to the following clarification relating to Section 10.2:</p> <p><b>The requirement that the evaluation committee be permitted to contact any current users of a vendor’s services as this requirement is overly-broad. Sprint respectfully requests that the committee limit the right to contact Sprint’s customers to the list of reference clients provided by Sprint in its Proposal. Sprint is a publicly traded company and is party to thousands of commercial, consumer and government contracts with its customers, suppliers and competitors. Sprint contracts may prohibit or restrict disclosure of Sprint’s relationship with certain customer and may prohibit or restrict contacts by third parties. The committee may contact any of Sprint’s listed reference customers.</b></p>
10.3	33	<p>The parties acknowledge and agree to the following clarification relating to Section 10.3:</p> <p><b>As a publicly traded company that is party to thousands of commercial, consumer and government contracts with its customers, suppliers and competitors, Sprint is involved in litigation, investigations and contract disputes at all times due to the number of its customers, suppliers and competitors, and the nature of the services it provides. Consequently, the Lead State’s request for Sprint to compile a list or provide details regarding prior or ongoing contract failures, contract breaches, civil or</b></p>



		criminal litigation or investigations, ongoing or occurring during the past six years, is an extremely arduous, burdensome and time-consuming task, and Sprint has no mechanism to track some of the requested information. Although Sprint is unable to provide such information, Sprint can declare that: (i) during the past six years it has not had a termination for default under a contract with a government entity; (ii) Sprint is not currently suspended or debarred by any government agency nor has it been during the past six years; and (iii) Sprint is not aware of any past or ongoing action that would, if successful, have a material adverse impact on Sprint's ability to perform under the terms of the RFP. As a public corporation, Sprint is required to fully disclose material data and relevant information that may influence investment decisions to all investors at the same time. Sprint does not provide detailed information on litigation except through its securities filings. Please refer to Sprint's Annual Report on Form 10-K/A, available on <a href="http://investors.sprint.com/phoenix.zhtml?c=127149&amp;p=irol-sec">http://investors.sprint.com/phoenix.zhtml?c=127149&amp;p=irol-sec</a> for a description of certain litigation or claims.
11.1.15	35	The parties agree to delete the first sentence of Section 11.1.15 in its entirety and agrees to the following clarification regarding this Section:  <b>The rates and discounts identified in the pricing Schedules in Attachment CC will remain fixed for the Term (unless stated otherwise in the applicable Schedule or elsewhere in Sprint's Response – Attachment CC). Rates and discounts not fixed in the pricing Schedules will be based on the then-current list price at the time of purchase, less the Service Pricing Discount. The percentage discount is fixed for the term of the Contract, but Contractor may modify the underlying rate or list price to which the percentage discount is applied on no less than one day's notice. Service Pricing Discounts are subject to the terms and conditions in Sprint's Response and Sprint's Additional Terms and Conditions contained in Attachment AA to Contract, and may be subject to adjustment due to Administrative Fees in accordance with Contractor's response in Section 3.2.3 of Sprint's Response.</b>
11.1.17	35	Sprint agrees to remove its exception to Section 11.1.17. Confidential and proprietary information provisions shall be in accordance with the terms of the WSCA Master Service Agreement.
11.2.5	36	Sprint agrees to remove its exception to Section 11.2.5. Tax provisions shall be in accordance with the terms of the WSCA Master Service Agreement.
11.2.8	36	The parties acknowledge and agree to the following clarification relating to Section 11.2.8:  <b>All Participating Entities, including, but not limited to, "Local Governments," are intended third party beneficiaries of any contract resulting from this RFP.</b>
11.3.2.1	37	The parties agree to insert the following language to the end of Section 11.3.2.1:  <b>"Sprint, as determined in its sole discretion, may discontinue any Product or Service. Sprint shall provide Customer with at least six (6) months prior notice of its intention to discontinue any such Products or Services."</b>
11.3.4	38	<b>The parties agree to delete Section 11.3.4 in its entirety. Inspection shall be in accordance with the terms of the WSCA Master Service Agreement.</b>
Attachment I	49	<b>The parties agree to delete Attachment I in its entirety and replace with the Sample WSCA Participating Addendum attached to this Attachment AA; provided however, such Sample WSCA Participating Addendum may be modified during negotiations between Contractor and a Participating Entity.</b>
Attachment	50	<b>The parties agree to remove the third sentence of the Attachment J with the</b>

J		understanding that WSCA in conjunction with the Chief Procurement Official in the State in which the potential Participating Entity is located will provide approval and consent of Participating Addenda.
Attachment K	51	Individual Participating Entities will negotiate their unique terms and conditions with the awarded vendors.

## 2. CONTRACTOR'S ADDITIONAL TERMS

### 1. GENERAL.

- 1.1 For the purposes of this Contractor's Additional Terms and any Contractor's Product and Service Annexes incorporated into the Contract pursuant to Section 1.3 below or Attachment AA to the Contract, "**Sprint**" means Sprint Solutions, Inc., as contracting agent for the affiliated Sprint and Nextel entities providing the Products and Services ("**Sprint**"), and "**Customer**" means the applicable Participating Entity which is a Buyer under an Order.
- 1.2 **Eligibility.** The terms and conditions of this Agreement have been customized for federal, state, and local government entities and agencies. Sprint defines "government entities and agencies" as those entities that receive their primary funding support through the allocation of appropriated public funds and are entitled to exercise sovereign rights and privileges. Sprint recognizes that under certain circumstances, non-governmental entities may be permitted to purchase Products and Services under this Agreement. For non-governmental entities, Sprint may limit the applicability of any contractual provisions specifically based on governmental rights and privileges.
- 1.3 **Rates and Conditions Website.** Customer's use of Sprint Products or Services is also governed by the applicable Product and Service annexes posted at <http://www.sprint.com/ratesandconditions>.
- 1.4 **Resale.** Customer acknowledges and agrees that this is a retail purchase agreement for use only by Customer and its other Sprint-authorized end users as set forth in this Agreement. Customer may not resell or lease wireless Products and Services under this Agreement. Notwithstanding the foregoing, Customer may participate in the Sprint Wireless Recycling Program.

### 2. ORDERS AND CHARGES.

#### 2.1 Orders.

- A. **Rates.** During the Term, Customer will pay Sprint the rates and charges for Products or Services as set forth in this Agreement.
- B. **Issuance and Acceptance.** Only persons authorized by Customer will issue Orders under the Agreement. Sprint may accept an Order by (1) signing and returning a copy of the Order to Customer; (2) delivering any of the Products or Services ordered; (3) informing Customer of the commencement of performance; or (4) returning an acknowledgment of the Order to Customer.
- C. **Cancellation or Rejection.** Customer may cancel an Order at any time before Sprint ships the Order or begins performance, but Customer must pay any actual costs incurred by Sprint due to Customer's cancellation. Sprint may reject or cancel an Order for any reason, including Customer's negative payment history with Sprint, failure to meet Sprint's ongoing credit approval, or limited availability of the Product or Service ordered. Sprint will notify Customer of rejected or canceled Orders.
- D. **Customer Purchase Orders.** Customer purchase orders are binding only upon acceptance in writing by Sprint. The terms and conditions in any Customer-issued purchase order accepted by Sprint will have no force or effect other than to denote quantity, the Products or Services purchased, delivery destinations, requested delivery dates and any other information required by this Agreement.

2.2 **25% CL Discount.** The CL Discount is a percentage discount off the eligible monthly recurring charges ("MRCs") charged for CL Account Active Units (as defined in Attachment AA and Attachment CC-Contractor's Response).

2.3 **18% IL Discount.** The IL Discount is a percentage discount off the eligible monthly recurring charges ("MRCs") charged for IL Accounts (as defined in Attachment AA and Attachment CC-Contractor's Response). The CL Discount and the IL Discount are collectively referred to as the "Service Pricing Discounts." IL Account eligibility shall be in accordance with Attachment AA and Attachment CC-Contractor's Response.

2.4 **How Calculated.** Unless otherwise noted, Service Pricing Discounts apply to eligible monthly recurring charges ("MRC") before taxes and surcharges and after application of credits, other discounts, and rebates. Overage, usage-based, and third party applications and services, certain business plan, add-ons, and other charges (including certain network specific

products and services), are not eligible for Service Pricing Discounts. Service Pricing Discounts may apply to the MRC of certain promotional rate plans which Sprint may offer on a limited time basis, at Contractor's discretion. Service Pricing Discounts are subject to the terms and conditions in Attachment AA and Attachment CC-Contractor's Response, and may be subject to adjustment due to Administrative Fees in accordance with Contractor's response in Section 3.2.3 of Attachment AA and Attachment CC-Contractor's Response.

**2.5 CL Account Eligibility.** Only CL Account Active Units (defined as an active piece of wireless Product that Customer enrolls in a Business Plan under the Contract) that are included in Buyer's account hierarchy with Contractor are eligible for the Service Pricing Discounts. It may take up to 2 invoicing cycles to move pre-existing CL Account Active Units to the same invoicing cycle in order to start receiving the Service Pricing Discounts. Buyer's contractors, suppliers, and any non-government, non-authorized agencies working with Customer are not eligible for the Service Pricing Discounts.

## **2.6 Wireless Minimum Service Term Requirement**

**A. Minimum Service Term.** Wireless Services require a minimum service term that begins on the wireless device purchase date and ends either 12 months or 24 months later in accordance with Section 2.7 below ("Minimum Service Term").

**B. Advanced Devices.** Sprint may designate certain Corporate-Liable Active Units as "Advanced Devices." Advanced Devices include, but are not limited to: (1) a mobile computing devices, such as a tablet, netbook or notebook; or (2) Smartphones.

## **2.7 Wireless Device-Discount.**

**A. Wireless Device Discount.** New Corporate-Liable Active Units are eligible for a discounted device price based on a device Minimum Service Term of either 12 months or 24 months. The discounted device price for a device with a device Minimum Service Term of 12 months is at least equal to the 1-Year Net Price defined as 30% off the Suggested Retail Price. The discounted device price for a device with a device Minimum Service Term of 24 months is at least equal to the 2-Year Net Price defined as the Suggested Retail Price, less \$150.00, less the instant rebate (if any), less the mail-in rebate (if any). Sprint may offer a different discounted device price for devices with a different device Minimum Service Term. The devices offered with the discounted device price(s) described in this Section 2.7 may change at any time in Sprint's sole discretion. The discounted device offer(s) described in this Section 2.7 may not be available in all sales channels.

**B. Upgrade Terms.** Existing Corporate-Liable Active Units with a 1-Year Net Price may be upgraded or replaced after 12 months of continuous service with Customer commitment to a new device Minimum Service Term. Existing Corporate-Liable Active Units with a 2-Year Net Price may be upgraded or replaced after 20 months of continuous service with Customer commitment to a new device Minimum Service Term. Sprint may in its sole discretion offer different upgrade terms for devices with a different discounted device price.

**C. Exclusions.** The 2-Year Net Price does not apply to PowerSource devices or devices activated on the Nextel National Network ("Excluded Devices"). The discounted device price and device Minimum Service Term for Excluded Devices are available by contacting Customer's Sprint Account Representative and may change at any time in Sprint's sole discretion.

**2.8 Accessory Equipment.** The accessory discount of 20% applies to the national retail price for Nextel Device and Sprint Device accessories purchased for CL Accounts under this Agreement.

**2.9 Fixed Rates.** The rates and discounts identified in the pricing Schedules in Attachment CC-Contractor's Response will remain fixed for the Term (unless stated otherwise in the applicable Schedule or elsewhere in Attachment CC).

**2.10 Percentage Discounts.** Rates and discounts not fixed in the pricing Schedules in Attachment CC-Contractor's Response will be based on the then-current list price at the time of purchase, less the Service Pricing Discount if applicable. The percentage discount is fixed for the Term, but Contractor may modify the underlying rate or list price to which the percentage discount is applied on no less than one day's notice.

**2.11 Rate Adjustments.** Contractor may impose on Buyers additional regulatory fees, administrative charges; and charges, fees or surcharges for the costs Contractor incurs in complying with governmental programs. These fees, charges or surcharges include, but are not limited to, state and federal Carrier Universal Service Charges ("CUSC") or Gross Receipts surcharges. If the Federal Communications Commission ("FCC") requires that Contractor contribute to the Universal Service Fund ("USF") based on interstate revenues derived from services that Contractor in good faith has treated as exempt, including but not limited to, information services, Contractor will invoice Buyer the CUSC for such Services beginning on the date established by the FCC as the date such Services became subject to USF contributions. The amount of the fees and charges imposed may vary.

### 3. BILLING AND PAYMENT.

#### 3.1 Invoicing.

- A. **Commencement of Invoicing.** Sprint may begin invoicing Customer in full for non-recurring and recurring charges on the date the Products or Services are installed or delivered and made available.
- B. **Timing.** In general, for recurring Services, Sprint bills fixed recurring Service charges in advance and usage-based charges in arrears.

3.2 **Payment Terms.** Sprint will invoice Customer, and Customer will pay Sprint, in United States dollars (USD), unless otherwise mutually agreed in writing by the parties. Payment terms are net 30 days from the date of invoice receipt. Invoices are deemed to have been received within 5 days of the invoice date. If Customer fails to make payment within 15 days of receiving Sprint's written notice of nonpayment, Sprint reserves the right to charge a late fee (up to the maximum allowed by law) or take other action to compel payment of past due amounts, including suspension or termination of Service, unless prohibited by applicable law. Customer may not offset credits owed to Customer on one account against payments due on the same or another account without Sprint's written consent. Sprint's acceptance of late or partial payments is not a waiver of its right to collect the full amount due. Customer's payment obligations include late charges and third party collection costs incurred by Sprint, including but not limited to reasonable attorneys' fees, if Customer fails to cure its breach of these payment terms. If Customer elects to participate in the Preferred Pay Program, Customer will remit payment using PCard, cash, check, or electronic funds transfer.

3.3 **Disputed Charges.** If Customer disputes a charge in good faith, Customer may withhold payment of that charge if Customer (A) makes timely payment of all undisputed charges; and (B) within 30 days of the due date, provides Sprint with a written explanation of Customer's reasons for disputing the charge. Customer must cooperate with Sprint to resolve promptly any disputed charge. If Sprint determines, in good faith, that the disputed charge is valid, Sprint will notify Customer and, within 5 business days of receiving notice, Customer must pay the charge or invoke the dispute resolution process in this Agreement. If Sprint determines in good faith, that the disputed charge is invalid, Sprint will credit Customer for the invalid charge.

3.4 **Repayment of Credits or Waived Charges.** If, before the end of the Term, Sprint terminates an Order, a Service or the Agreement due to Customer's material breach, or Customer terminates a Service or the Agreement (unless due to Sprint's material breach) prior to the 12-Month or 24-Month Minimum Service Term, Customer may be required to repay Sprint a pro rata portion of any credits issued or discounts given on wireless Products purchased for less than the 1 Year Net Price or 2 Year Net Price, based upon the number of months remaining in the Minimum Service Term at the time of termination.

4. **CREDIT APPROVAL FOR NON-GOVERNMENTAL ENTITIES.** Sprint's provision of Products and Services to non-governmental entities is subject to Sprint credit approval. If a non-governmental entity's financial circumstances or payment history becomes reasonably unacceptable to Sprint during the Term, Sprint may require adequate assurance of future payment as a condition of continuing Service. Sprint may provide Customer's payment history or other billing/charge information to any credit reporting agency or industry clearinghouse.

5. **WARRANTIES.** EXCEPT AS, AND ONLY TO THE EXTENT, EXPRESSLY PROVIDED IN THIS AGREEMENT OR THE APPLICABLE SERVICE LEVEL AGREEMENT, PRODUCTS AND SERVICES ARE PROVIDED "AS IS." SPRINT DISCLAIMS ALL EXPRESS OR IMPLIED WARRANTIES AND IN PARTICULAR DISCLAIMS ALL WARRANTIES OF MERCHANTABILITY, FITNESS FOR A PARTICULAR PURPOSE, AND WARRANTIES RELATED TO EQUIPMENT, MATERIAL, SERVICES, OR SOFTWARE.

### 6. EQUIPMENT AND SOFTWARE.

6.1 **Third Party Equipment or Software.** Customer is responsible for any items not provided by Sprint (including but not limited to equipment or software) that impair Product or Service quality. Upon notice from Sprint of an impairment, Customer will promptly cure the problem. Customer will continue to pay Sprint for Products and Services during such impairment or related suspension. If the impairment interferes with the use of the Sprint's network by Sprint or third parties, Sprint, in its reasonable discretion, may suspend or disconnect the affected Products and Services without advance notice to Customer, although Sprint will provide advance notice where practical. At Customer's request, Sprint will troubleshoot the impairment at Sprint's then-current time and materials rates. Sprint is not liable if a commercially reasonable change in Products or Services causes equipment or software not provided by Sprint to become obsolete, require alteration, or perform at lower levels.

6.2 **Products.** Sprint does not manufacture Products and, except as provided in this Agreement, is not responsible for the acts or omissions of the original equipment manufacturer.

#### 6.3 Software License.

- A. **Licensing Requirements.** Where software is provided with a Product or Service, Customer is granted a non-exclusive and non-transferable license or sublicense to use the software, including any related documentation, solely to enable Customer to use the Products and Services in accordance with the applicable licensing requirements. **Software licensing terms and conditions of Sprint's software vendors are provided by Sprint or**

posted at [www.sprint.com/ratesandconditions](http://www.sprint.com/ratesandconditions) or otherwise provided to Customer through click or shrinkwrap agreements. Sprint may suspend, block or terminate Customer's use of any software if Customer fails to comply with any applicable licensing requirement.

**B. Prohibitions.** Customer is not granted any right to use any software on behalf of third parties or for time share or service bureau activities. No rights are granted to source code and Customer may not reverse engineer, decompile, modify, or enhance any software. Subject to the terms and conditions in the licensing requirements subsection above, Sprint or its suppliers retain title and property rights to Sprint-provided software. Upon termination or expiration of this Agreement or the applicable Service, any applicable software license will terminate and Customer will surrender and immediately return the Sprint-provided software to Sprint; provided that Customer is not required to return the software embedded in Products sold to Customer under this Agreement.

**6.4 Title to Equipment.** Sprint or its suppliers retain title and property rights to Sprint-provided equipment (excluding equipment sold to Customer under this Agreement). Upon termination or expiration of the Agreement or the applicable Service, Customer will surrender and immediately return the Sprint-provided software to Sprint; provided that Customer is not required to return the software embedded in Products sold to Customer under this Agreement.

**7. USE OF NAME, SERVICE MARKS, TRADEMARKS.** Neither party will use the name, service marks, trademarks, or carrier identification code of the other party or any of its Affiliates for any purpose without the other party's prior written consent. Subject to Customer's written consent and subject to compliance with applicable law with respect to each use, Sprint may use the Customer's name and contact information as a customer reference and may illustrate in a press release, advertising or written or video testimonial the applications and corresponding business benefit of the solution delivered by Sprint.

## **8. CUSTOMER RESPONSIBILITIES.**

**8.1 Installation.** For Products or Services requiring on-site installations, Customer will reasonably cooperate with Sprint or Sprint's agents to enable Sprint or its agents to install the Products or Services. Customer is responsible for damage to Sprint-owned Products and Services located on Customer premises, excluding reasonable wear and tear or damage caused by Sprint.

### **8.2 Use of Products and Services**

**A. Acceptable Use Policy. If Customer purchases Products or Services,** Customer must conform to the acceptable use policy posted at <http://www.sprint.com/legal/agreement.html>, as reasonably amended from time to time by Sprint.

**B. Abuse and Fraud.** Customer will not use Products or Services: (1) for fraudulent, unlawful or destructive purposes, including, but not limited to, unauthorized or attempted unauthorized access to, or alteration, abuse, or destruction of information; or (2) in any manner that causes interference with Sprint's or another's use of the Sprint network. Customer will cooperate promptly with Sprint to prevent third parties from gaining unauthorized access to the Products and Services via Customer's facilities.

**C. Permits, Licenses and Consents.** Customer will obtain, all required permits, licenses, or consents that Customer is required to obtain to enable Sprint to provide (e.g., landlord permissions, tax exemption certificates, software licenses, or local construction licenses) the Products and Services. This provision does not include permits, licenses, or consents related to Sprint's general qualification to conduct business.

## **9. PRIVACY, CONFIDENTIAL INFORMATION AND DISCLOSURE.**

**9.1 Nondisclosure.** Neither party will disclose the other party's Confidential Information to any third party except as expressly permitted in this Agreement. This obligation will continue until 2 years after this Agreement expires or terminates. The Recipient may disclose Confidential Information to its Affiliates, agents and consultants with a need to know, if they are not competitors of Discloser and are subject to a confidentiality agreement at least as protective of the Discloser's rights as this provision. In addition, either party may disclose this Agreement to an entity that is an Affiliate of Customer on the Order Effective Date, provided that the Affiliate has signed a non-disclosure agreement reasonably acceptable to Sprint and Customer. The parties will use Confidential Information only for the purpose of performing under this Agreement or for the provision of other Sprint services. The foregoing restrictions on use and disclosure of Confidential Information do not apply to information that: (A) is in the possession of the Recipient at the time of its disclosure and is not otherwise subject to obligations of confidentiality; (B) is or becomes publicly known, through no wrongful act or omission of the Recipient; (C) is received without restriction from a third party free to disclose it without obligation to the Discloser; (D) is developed independently by the Recipient without reference to the Confidential Information; (E) is required to be disclosed by law, regulation, or court or governmental order (subject to FOIA section of this Agreement); or (F) is disclosed with the prior written consent of the Discloser.

**9.2 Injunction.** The parties acknowledge that Recipient's unauthorized disclosure or use of Confidential Information may result in irreparable harm. If there is a breach or threatened breach of this Agreement, the Discloser may seek a temporary restraining order and injunction to protect its Confidential Information. This provision does not limit any other remedies available to either party. The party who has breached or threatened to breach its nondisclosure obligations under this Agreement will not raise the defense of any adequate remedy at law.



- 9.3 Customer Proprietary Network Information.** As Sprint provides Products and Services to Customer, Sprint develops information about the quantity, technical configuration, type and destination of Products and Services Customer uses, and other information found on Customer's bill ("Customer Proprietary Network Information" or "CPNI"). Under federal law, Customer has a right, and Sprint has a duty, to protect the confidentiality of CPNI. For example, Sprint implements safeguards that are designed to protect Customer's CPNI, including using authentication procedures when Customer contacts Sprint. For some business accounts with a dedicated Sprint representative, Sprint may replace standard authentication measures with a pre-established point of contact for Customer.
- 9.4 Privacy.** Sprint's privacy policy, as amended from time to time, is available at [www.sprint.com/legal/privacy.html](http://www.sprint.com/legal/privacy.html). The privacy policy includes information about Sprint's customer information practices and applies to the provisioning of the Products and Services.
- 9.5 FOIA.** Sprint acknowledges that the Agreement and the Confidential Information may be subject to disclosure in whole or in part under applicable Freedom of Information, Open Records, or Sunshine laws and regulations (collectively "FOIA"). Customer will provide Sprint with prompt notice of any FOIA requests or intended disclosures, citations to or copies of applicable FOIA for review, and an appropriate opportunity to seek protection of Sprint Confidential Information.

## 10. LIMITATIONS OF LIABILITY.

- 10.1 Unauthorized Access / Hacking.** Sprint is not responsible for unauthorized third party access to, or alteration, theft, or destruction of, Customer's data, programs or other information through accident, wrongful means or any other cause while such information is stored on or transmitted across Sprint network transmission facilities or Customer premise equipment.
- 10.2 Content.** Sprint is not responsible or liable for the content of any information transmitted, accessed or received by Customer through Sprint's provision of the Products and Services, excluding content originating from Sprint.
- 10.3 Sprint Disclaimers.** Sprint is not responsible for any loss, liability, damage, or expense, including attorney's fees, resulting from any third party claims alleged to arise in any way from :
- A. Coverage and wireless Service quality problems caused by atmospheric, geographic or topographic conditions or other conditions beyond Sprint's control including the failure of other service providers;
  - B. Interruption and unavailability of wireless Services due to coverage, capacity, Product failure or other limitations that may occur in the transmission or attempted transmission of wireless Services;
  - C. Outages or wireless Service disruptions occurring as a result of a public safety emergency;
  - D. The content of any information transmitted by, accessed, or received through, Sprint's provision of the Products and Services to Customer, including, but not limited to, claims: (A) for libel, slander, invasion of privacy, infringement of copyright, and invasion or alteration of private records or data; (B) for infringement of patents arising from the use of equipment, hardware or software not provided by Sprint; or (C) based on transmission and uploading of information that contains viruses, worms, or other destructive media or other unlawful content;
  - E. Customer's breach of the licensing requirements in the Software License section;
  - F. Customer's failure to comply with any provision of the Use of Products and Services section; or
  - G. Sprint's failure to pay any tax based on Customer's claim of a legitimate exemption under applicable law.

## 11. INDEMNIFICATION (AUTHORIZED NON-PROFIT ENTITIES). As between Sprint and any authorized non-profit entities only, the indemnification clauses in the Contract between the parties shall not be applicable, and the following indemnification provisions shall control:

- 11.1 Mutual Indemnification for Personal Injury, Death or Damage to Personal Property.** Each party will indemnify and defend the other party, its directors, officers, employees, agents and their successors against all third party claims for damages, losses, liabilities or expenses, including reasonable attorneys' fees, arising directly from the performance of this Agreement and relating to personal injury, death, or damage to tangible personal property that is alleged to have resulted, in whole or in part, from the negligence or willful misconduct of the indemnifying party or its subcontractors, directors, officers, employees or authorized agents.
- 11.2 Customer Indemnification.** Customer will indemnify and defend Sprint, Sprint's directors, officers, employees, agents and their successors, against all third party claims for damages, losses, liabilities or expenses, including reasonable attorneys' fees, arising out of:
- A. Customer's failure to obtain permits, licenses, or consents that Customer is required to obtain to enable Sprint to provide the Products or Services (e.g., landlord permissions or local construction licenses). This provision does not include permits, licenses, or consents related to Sprint's general qualification to conduct business;
  - B. Customer's transmission of, or transmissions by those authorized by Customer to use the Services of, information, data or messages over the Sprint network, including, but not limited to, claims: (A) for libel, slander, invasion of privacy, infringement of copyright, and invasion or alteration of private records or data; (B) for infringement of patents

arising from the use of equipment, hardware or software not provided by Sprint; or (C) based on transmission and uploading of information that contains viruses, worms, or other destructive media or other unlawful content;

- C. Customer's breach of the licensing requirements in the Software License section;
- D. Customer's failure to comply with any provision of the Use of Products and Services section; or
- E. Sprint's failure to pay any tax based on Customer's claim of a legitimate exemption under applicable law.

**11.3 Sprint Indemnification.** Sprint will indemnify and defend Customer, Customer's directors, officers, employees, agents and their successors against third party claims enforceable in the United States alleging that Services as provided infringe any third party United States patent or copyright or contain misappropriated third party trade secrets. Sprint's obligations under this section will not apply to the extent that the infringement or violation is caused by (i) functional or other specifications that were provided or requested by Customer, or (ii) Customer's continued use of infringing Services after Sprint provides reasonable notice to Customer of the infringement. For any third party claim that Sprint receives, or to minimize the potential for a claim, Sprint may, at its option and expense, either:

- A. procure the right for Customer to continue using the Services;
- B. replace or modify the Services with comparable Services; or
- C. terminate the Services.

**11.4 Rights of Indemnified Party.** To be indemnified, the party seeking indemnification must (i) give the other party timely written notice of the claim (unless the other party already has notice of the claim), (ii) give the indemnifying party full and complete authority, information and assistance for the claim's defense and settlement, and (iii) not, by any act, admission or acknowledgement, materially prejudice the indemnifying party's ability to satisfactorily defend or settle the claim. The indemnifying party will retain the right, at its option, to settle or defend the claim, at its own expense and with its own counsel. The indemnified party will have the right, at its option, to participate in the settlement or defense of the claim, with its own counsel and at its own expense, but the indemnifying party will retain sole control of the claim's settlement or defense.

## **12. TERMINATION OF INDIVIDUAL PARTICIPATING ENTITIES.**

**12.1 Participating Entities.** Sprint may suspend or terminate the right to purchase and use Products or Services or this Agreement immediately as to a Participating Entity if Participating Entity fails to cure any material breach of this Agreement within 30 days after receiving Sprint's written notice of such breach; or if Participating Entity fails to comply with applicable law or regulation and Participating Entity noncompliance prevents Sprint's performance under the Agreement. Participating Entity material failure does not include a failure caused by Sprint or a failure identified in the "Force Majeure" section.

### **12.2 Effects of Termination of Participating Entity.**

- A. **Service Charges.** Participating Entity remains obligated to pay all Service charges incurred up to the effective date of termination for each terminated Customer Liabe Active Unit of the applicable Participating Entity, whether or not invoiced by the termination date. .
- B. **Repayment of Credits.** If, before the end of the Term, 1) Sprint terminates an Order due to Participating Entity's material breach or 2) a Participating Entity terminates an Order for its convenience prior to the 12-Month or 24-Month Minimum Service Term, Participating Entity may be required to repay Sprint a pro rata portion of any credits issued or discounts given on wireless Products purchased for less than the 1 Year Net Price or 2 Year Net Price, based upon the number of months remaining in the Minimum Service Term at the time of termination. This provision does not apply to service level credits issued for Service outages.
- C. **Individual Liabe.** Individual Liabe Active Units are subject to the order term requirements and other obligations in the separate subscriber agreement between Sprint and the Employee.

### **12.3 Effects of Termination.**

- A. **Individual Liabe.** Individual Liabe Active Units are subject to the order term requirements and other obligations in the separate subscriber agreement between Sprint and the Employee.

## **13. DISCOUNT PROGRAM.**

**13.1 Effective Date of Discounts.** For new "Active Units" (defined as an active piece of wireless Product that Customer enrolls in a Business Plan under the Agreement), the Service Pricing Discounts apply as of the Order Commencement Date. For CL Account Active Units activated prior to the Order Commencement Date under pre-existing agreement(s) between Sprint and Customer, Sprint will apply the discounts below no later than 60 days after the Order Commencement Date. IL Account Active Units activated prior to the Order Commencement Date are eligible for the discounts below by contacting a Sprint representative and subject to the eligibility requirements herein.

**14. EMPLOYEE DISCOUNT PROGRAM.**

- 14.1 Eligible Employees.** Subject to and conditioned upon (1) the Employee signing Sprint’s consumer subscriber agreement; (2) the Employee providing to Sprint satisfactory evidence of employment with Customer; and (3) the Employee complying with Sprint’s current terms regarding discounts, new and existing Customer Employee (or Individual-Liable) Active Units may receive the IL Discount for eligible service charges and plans. Customer and Sprint will agree on methods for employment verification. Upon termination of this Agreement for any reason, or upon the Employee’s termination of employment with Customer, Sprint may cease applying the IL Discount. Except for the IL Discount and the conditions set forth, IL Account Active Units are governed exclusively by the terms and conditions in the consumer subscriber agreement.
- 14.2 Optional Communications.** Sprint and Customer’s employee benefits group may develop and agree to a communications plan to present discounts and to sell to Employees within 60 days of the Order Effective Date. Communications may include new hire materials, benefits enrollment materials, e-mail, payroll stuffers, newsletters, or Internet and intranet links, chair drops, or other mutually agreed to methods.

**15. ELECTRONIC BILLING PRODUCTS**

- 15.1** Except for the Consolidated Invoice product, the following electronic billing products provide CL Account Active Unit call detail record information:

<b>ELECTRONIC BILLING PRODUCTS</b>	<b>Invoice Data</b>	<b>Summary Data</b>	<b>Minimum CL Account Active Units</b>
eBilling & Analysis	3 months	12 months	50
Data Direct	1 month	Not available	100
Electronic Data Interchange (EDI)	1 month	Not available	100
Smart CD+	1 month	Not available	100
Consolidated Invoice	1 month	Not available	100

- A.** For Data Direct, Electronic Data Interchange, Smart CD+, and Consolidated Invoice, data is provided for current billing cycles. Archived data is available for as long as the account numbers are enrolled in the electronic billing product.

- 15.2** Customer may choose any combination of electronic billing products. Sprint reserves the right, upon 60 days’ prior written notice, to migrate Customer to an updated or successor version of the selected electronic billing product if available or to an entirely new electronic billing product.
- 15.3** There are no charges associated with the electronic billing products listed above.
- 15.4** Customer must comply with the Electronic Invoice Reporting and Analytics Product Annex, which is incorporated into this Agreement as posted to the Rates and Conditions Website as of the date Customer signs the Agreement.

**16. ADDITIONAL BUSINESS PLANS AND SPECIAL OFFERS**

- 16.1 Additional Business Plans.** If Customer is eligible for and selects a Business Plan that is not specified in the Agreement, Customer’s Service Pricing Discounts set forth above will apply to the Business Plan unless otherwise stated in the Business Plan, and the terms and conditions of the Business Plan will apply in addition to, and control over, any conflicting terms or conditions in the Agreement.
- 16.2 Business Plans and Features.** Certain wireless Products require specific Business Plans for operation on the Sprint Networks or the Sprint 4G Network. Certain Business Plans, features and equipment discounts may not be available on all wireless devices. More information is available by contacting Customer’s Sprint Account Representative.
- 16.3 Promotions.** Sprint promotional discounts may not be available with certain Business Plans, as indicated in the promotional offer. If Customer purchases a promotional wireless Product or Service, the promotional terms will control over any conflicting terms in the Agreement for that wireless Product or Service until the promotion expires or Customer selects a different Business Plan for the CL Account Active Unit enrolled in the promotion.
- 16.4 Trial Offers.** If Customer receives a wireless Service or Service option for a limited trial period at a reduced cost, upon expiration of the trial period, Customer will continue to receive the wireless Service or Service option at full price. If



Customer wishes to avoid being billed in full for the promotional wireless Service or Service option, Customer must contact Sprint before the end of the trial period to discontinue the wireless Service or Service option.

- 17. ADDITIONAL TERMS.** Customer must comply with the Wireless Services Product Annex, which is incorporated into this Agreement as posted to the Rates and Conditions Website as of the date Customer signs this Agreement.
- 18. SHIPPING FEES.** Sprint will waive Ground or 2-Day shipping fees for CL Account Active Units. Additional charges may apply for overnight shipping.
- 19. ACTIVATION FEES.** Sprint will waive the nonrefundable activation fee of \$36 that applies to each CL Account billing account that is created during the Term. Additionally, Sprint will waive the nonrefundable activation fee of \$36 that applies to each IL Account billing account that is created during the Term.
- 20. EARLY TERMINATION FEE.** Sprint will waive early termination fees per terminated Customer-Liable Active Unit. Early termination fees for Individual-Liable Active Units are governed by Sprint's consumer subscriber agreement.
- 21. THIRD PARTY AGENTS.** Unless expressly stated otherwise, the pricing terms in this Attachment AA and in Attachment CC, including its sub-attachments, may not be available if an indirect sales agent is involved in the transaction.
- 22. SPRINT SERVICE PROVIDER AFFILIATE MARKET LIMITATIONS.** Some portions of the Nationwide Sprint Network are owned and operated by Sprint Service Provider Affiliates under management agreements with Sprint. Certain Business Plans, add-ons and Products are not available or are modified in Sprint Service Provider Affiliate Markets. Notwithstanding anything to the contrary in this Attachment, Sprint reserves the right, with 30 days' prior written notice, to (i) port any Active Unit activated in a Sprint Service Provider Affiliate Market to the Sprint Service Provider Affiliate or a successor serving that Market; or, if porting is not possible, (ii) terminate Services to such Active Units.
- 23. DEFINITIONS.**
- 23.1** "Agreement" and "Contract" shall both be deemed to refer to the Master Service Agreement (RFP/Contract #1907) for Services of Independent Contract between Sprint and the Western States Contracting Alliance, acting by and through the State of Nevada.
- 23.2** "Affiliate" is a legal entity that directly or indirectly controls, is controlled by, or is under common control with the party. An entity is considered to control another entity if it owns, directly or indirectly, more than 50% of the total voting securities or other similar voting rights. For purpose of this Agreement, Clearwire Corporation is not included as an Affiliate of Sprint.
- 23.3** "Confidential Information" means nonpublic information (A) about Discloser's business, (B) given to the Recipient in any tangible or intangible form for Recipient's use in connection with this Agreement, and (C) that Recipient knows or reasonably should know is confidential because of its legends and markings, the circumstances of its disclosure, or the nature of the information. Confidential Information includes but is not limited to: trade secrets; financial information; technical information including research, development, procedures, algorithms, data, designs, and know-how; business information including operations, planning, marketing plans, and products; and the pricing and terms of the Agreement including related discussions, negotiations, and proposals.
- 23.4** "Customer-Liable" and "CL Account" shall be deemed to refer to the same type of account and shall have the meaning set forth in the Contract and Sprint's Wireless Services Product Annex.
- 23.5** "Discloser" means the party disclosing Confidential Information.
- 23.6** "Domestic" means the 48 contiguous states of the United States and the District of Columbia, unless otherwise defined for a particular Product or Service in the applicable Product specific Terms.
- 23.7** "Individual-Liable" and "IL Account" shall be deemed to refer to the same type of account and shall have the meaning set forth in the Contract and Sprint's Wireless Services Product Annex.
- 23.8** "Network" or "Networks" means the wireless and wireline transmission facilities owned and operated by Sprint or on Sprint's behalf by third parties under management agreements with Sprint.
- 23.9** "Order" or "Purchase Order" means a written or electronic order, or purchase order, submitted or confirmed by Customer and accepted by Sprint, which identifies specific Products and Services, and the quantity ordered. Verbal Orders are deemed confirmed upon Customer's written acknowledgement, or use, of Products or Services.
- 23.10** "Order Commencement Date" is the first day of the first bill cycle in which Sprint bills monthly recurring charges or usage charges for an Order.
- 23.11** "Order Effective Date" is the date an Order is received by Sprint.
- 23.12** "Order Term" means the term designated for an individual Order.

- 23.13 "Preferred Pay Program" provides a discount to Sprint customers for remitting payment using cash, check or electronic funds transfer. Customer must contact its assigned Sprint representative for further information, including eligibility requirements.
- 23.14 "Product(s)" includes equipment, hardware, software, cabling or other materials sold or leased to Customer by or through Sprint as a separate item from, or bundled with, a Service.
- 23.15 "Product-specific Terms" means to separate descriptions, terms and conditions for certain non-regulated Products and Services.
- 23.16 "Rates and Conditions Website" means the website found at <http://www.sprint.com/ratesandconditions/>.
- 23.17 "Recipient" means the party receiving Confidential Information.
- 23.18 "Service(s)" means wireline and wireless business communications services, including basic or telecommunications services, information or other enhanced services, and non-regulated professional services provided to Customer by or through Sprint under this Agreement, excluding Products.
- 23.19 "Sprint Wireless Recycling Program" - provides two options for recycling used wireless devices, including accessories: (1) the Sprint buyback program provides Sprint customers with an account credit for returning to Sprint certain previously sold Sprint or Nextel wireless devices, and (2) the Sprint project connect program accepts any wireless device and uses the net proceeds that result from those devices to fund community-based initiatives such as Sprint's 4NetSafety Program. The 4NetSafety Program promotes Internet safety for children. For more information on the Sprint Wireless Recycling Program, including wireless devices eligible for the Sprint buyback program, go to [Sprint.com/recycle](http://Sprint.com/recycle).

#### 24. MISCELLANEOUS.

- 24.1 **Independent Contractor.** This Agreement does not create an employer-employee relationship, association, joint venture, partnership, or other form of legal entity or business enterprise between the parties, their agents, employees or Affiliates.
- 24.2 **Technology Information.** Sprint, as determined in its sole discretion, may discontinue any Product or Service. Sprint shall provide Customer with at least six (6) months prior notice of its intention to discontinue any such Products or Services.
- 24.3 **Severability.** If any provision of this Agreement is found to be unenforceable, this Agreement's unaffected provisions will remain in effect and the parties will negotiate a mutually acceptable replacement provision consistent with the parties' original intent.
- 24.4 **URLs and Successor URLs.** References to Uniform Resource Locators (URLs) in this Agreement include any successor URLs designated by Sprint.
- 24.5 **Survivability.** The terms and conditions of this Agreement regarding confidentiality, indemnification, warranties, nonappropriations, payment and all others that by their sense and context are intended to survive the expiration of the Agreement will survive.

### **3. CONTRACTOR'S PRODUCT/SERVICE ANNEXES**

- A.** WSCA Buyer's use of Sprint Products or Services is also governed by the applicable Product and Service annexes posted on Sprint's Rates and Conditions website at <http://www.sprint.com/ratesandconditions>.
- B.** WSCA Buyers seeking funds through the Universal Service Schools and Libraries E-Rate Program are subject to the Schools and Libraries Funding Programs Annex posted on Sprint's Rates and Conditions website at <http://www.sprint.com/ratesandconditions>.
- C.** WSCA Buyer's use of the Sprint Emergency Response Team Go-Kit shall be governed by the ERT Go Kit Product Annex as posted on Sprint's Rates and Conditions website at <http://www.sprint.com/ratesandconditions>.

4. SAMPLE WSCA PARTICIPATING ADDENDUM

[PLACEHOLDER – SAMPLE TO BE INSERTED ON THE FOLLOWING PAGES]

**PARTICIPATING ADDENDUM  
WESTERN STATES CONTRACTING ALLIANCE  
WIRELESS SERVICES 2012-2017  
Administered by the State of Nevada (hereinafter “Lead State”)**

MASTER SERVICE AGREEMENT  
SPRINT SOLUTIONS, INC.  
Nevada Contract Number: 1907  
(hereinafter “Contractor”)

And

[insert name of participating state or participating entity xxxxxxxx]  
(hereinafter “Participating State/Participating Entity”)  
[insert state/entity contract number if required xxxxxxx]

Page 1 of 6

**1. Scope/Background:** Contractor, on behalf of its affiliated entities providing the products and services, and the Lead State, on behalf of WSCA and the NASPO Cooperative, entered into Master Service Agreement No. S1907 effective April 12, 2012 (the Master Service Agreement and Amendments are collectively, the “Master Service Agreement”).

This Participating Addendum (the “Addendum”), dated the date the last party signs (“Effective Date”), covers the WIRELESS SERVICES led by the State of Nevada for use by state agencies and other entities located in the Participating State/Participating Entity authorized to utilize the Master Service Agreement. This Addendum is a separate agreement between the Participating State/Participating Entity and the Contractor entered into under the terms and conditions of the Master Service Agreement except as modified herein.

**2. Participation:** Subject to the acknowledgement of the respective State Chief Procurement Official, as confirmed to Contractor by WSCA, unless specifically prohibited by State statute, government agencies, political subdivisions and authorized non-profits are authorized to enter into a Participating Addendum under the Master Service Agreement. Issues of interpretation and eligibility for participation are solely within the authority of the State Chief Procurement Official.

**INDIVIDUAL CUSTOMER:** Each State agency, political subdivision and authorized non-profit, acting as a Participating Entity, that purchases products/services will be treated as if they were individual customers. Except to the extent modified by this Addendum, each agency, political subdivision and authorized non-profit will be responsible to follow the terms and conditions of the Master Service Agreement; and they will have the same rights and responsibilities for their purchases as the Lead State has in the Master Service Agreement. Each agency, political subdivision and authorized non-profit will be responsible for their own charges, fees, and liabilities. Each agency, political subdivision and authorized non-profit will have the same rights to any indemnity or to recover any costs allowed in the contract for their purchases. The Contractor will apply the charges to each Participating Entity individually.

**3. Participating State/Participating Entity Modifications or Additions to Master Service Agreement:**

(These modifications or additions apply only to actions and relationships within the Participating Entity.)

**PARTICIPATING ADDENDUM  
WESTERN STATES CONTRACTING ALLIANCE  
WIRELESS SERVICES 2012-2017  
Administered by the State of Nevada (hereinafter "Lead State")**

MASTER SERVICE AGREEMENT  
SPRINT SOLUTIONS, INC.  
Nevada Contract Number: 1907  
(hereinafter "Contractor")

And

[insert name of participating state or participating entity xxxxxxxx]  
(hereinafter "Participating State/Participating Entity")  
[insert state/entity contract number if required xxxxxx]

Page 2 of 6

**[Replace this with specific changes or a statement that No Changes Are Required]**

4. [Purposely Left Blank.]

5. Primary Contacts: The primary contact individuals for this Addendum are as follows (or their named successors):

Lead State

Name	Teri Smith, Purchasing Officer
Address	515 E. Musser St, Suite 300, Carson City, NV 89701
Telephone	775-684-0178
Fax	775-684-0188
E-mail	<a href="mailto:tlsmith@admin.nv.gov">tlsmith@admin.nv.gov</a>

Contractor

Name	Gray Sigler
Address	See Secondary Contact below for correspondence. (If an address is needed, use Sprint Contract Manager)
Telephone	775-450-2916
Fax	See Secondary Contact
E-mail	<a href="mailto:Gray.r.Sigler@sprint.com">Gray.r.Sigler@sprint.com</a>

Contractor (Secondary Contact)

Name	Michaela Clairmonte, Manager, Contract Negotiations
Address	12502 Sunrise Valley Drive, MS: VARESA0208, Reston, VA 20196
Telephone	703-433-8581
Fax	703-433-8798
E-mail	<a href="mailto:Michaela.Clairmonte@sprint.com">Michaela.Clairmonte@sprint.com</a>

Participating State/Participating Entity

Name	
Address	
Telephone	
Fax	
E-mail	

**PARTICIPATING ADDENDUM  
WESTERN STATES CONTRACTING ALLIANCE  
WIRELESS SERVICES 2012-2017  
Administered by the State of Nevada (hereinafter "Lead State")**

MASTER SERVICE AGREEMENT  
SPRINT SOLUTIONS, INC.  
Nevada Contract Number: 1907  
(hereinafter "Contractor")

And

[insert name of participating state or participating entity xxxxxxxx]  
(hereinafter "Participating State/Participating Entity")  
[insert state/entity contract number if required xxxxxx]

Page 3 of 6

6. [Purposely Left Blank.]

7. Purchase Order Instructions:

All orders should contain the following mandatory language: (1) indicating that "all Purchase Orders or Sprint Approved funding documents will be in accordance with and subject to WSCA Contract # 1907"; (2) Your Name, Address, Contact Number, email address and Contractor's account number(s); and (3) Purchase order amount.

8. Price Agreement Number:

All purchase orders or Sprint approved funding documents issued by purchasing entities within the jurisdiction of this Addendum shall include the Participating State/Participating Entity contract number: **[insert appropriate number]** and the Lead State price agreement number: 1907.

This Addendum and the Master Service Agreement number 1907 (administered by the State of Nevada) together with its exhibits, set forth the entire agreement between the parties with respect to the subject matter of all previous communications, representations or agreements, whether oral or written, with respect to the subject matter hereof. Terms and conditions inconsistent with, contrary or in addition to the terms and conditions of this Addendum and the Master Service Agreement, together with its exhibits, shall not be added to or incorporated into this Addendum or the Master Service Agreement and its exhibits, by any subsequent purchase order or otherwise, and any such attempts to add or incorporate such terms and conditions are hereby rejected. The terms and conditions of this Addendum and its exhibits shall prevail and govern in the case of any inconsistency or conflict with the terms and conditions of the Master Service Agreement as to the Participating State/Participating Entity and any Buyers under this Addendum ONLY, and shall otherwise have no impact on the Master Service Agreement and its exhibits.

9. Compliance with reporting requirements of the "American Recovery and Reinvestment Act of 2009" ("ARRA"): If or when contractor is notified in writing by ordering entity that a specific purchase or purchases are being made with ARRA funds, contractor agrees to comply with the data element and reporting requirements as currently defined in Federal Register Vol 74 #61, Pages 14824-14829 (or subsequent changes or modifications to these requirements as published by the Federal OMB) that are legally required of vendors as providers of goods and services to recipients or subrecipients of ARRA funds. Ordering

**PARTICIPATING ADDENDUM  
 WESTERN STATES CONTRACTING ALLIANCE  
 WIRELESS SERVICES 2012-2017  
 Administered by the State of Nevada (hereinafter "Lead State")**

MASTER SERVICE AGREEMENT  
 SPRINT SOLUTIONS, INC.  
 Nevada Contract Number: 1907  
 (hereinafter "Contractor")

And

[insert name of participating state or participating entity xxxxxxxx]  
 (hereinafter "Participating State/Participating Entity")  
 [insert state/entity contract number if required xxxxxxx]

Page 4 of 6

entity is responsible for informing contractor in writing prior to ARRA funds being used for a purchase or purchases. Contractor will provide the required report, if any, to the ordering entity with the invoice presented to the ordering entity for payment. The Contractor, as it relates to purchases under this Addendum, is not a subcontractor, recipient, subrecipient or subgrantee, but simply a vendor that is a provider of goods and related services.

10. Sprint Approved Funding Document: The Sprint Approved Funding Document ("Funding Document") is attached hereto as Exhibit A. As a pre-condition to ordering Sprint services and equipment, Sprint may in its discretion require Buyers to provide the Funding Document.

IN WITNESS WHEREOF, the parties have executed this Addendum as of the date of execution by both parties below.

Participating State/Participating Entity:	Contractor:
By:	By:
Name:	Name:
Title:	Title:
Date:	Date:

[Additional signatures as required by Participating State/Participating Entity]



**PARTICIPATING ADDENDUM  
WESTERN STATES CONTRACTING ALLIANCE  
WIRELESS SERVICES 2012-2017  
Administered by the State of Nevada (hereinafter "Lead State")**

MASTER SERVICE AGREEMENT  
SPRINT SOLUTIONS, INC.  
Nevada Contract Number: 1907  
(hereinafter "Contractor")

And

[insert name of participating state or participating entity xxxxxxxx]  
(hereinafter "Participating State/Participating Entity")  
[insert state/entity contract number if required xxxxxxx]

Page 5 of 6

**EXHIBIT A – FUNDING DOCUMENT**

[INSERT TEMPLATE BELOW TO AGENCY/ENTITY LETTERHEAD]

<Date>

<Agency Name>

<Contracting Officer or Authorized POC- insert Name & Title>

<Street Address>

<City>, <State> <ZIP Code>

<Insert Phone Number>

<Email>

Dear <Insert Sprint Sales Rep Name>,

The units on the following Billing Account Numbers listed below are eligible to purchase wireless communication services under the **Western State Contracting Alliance (WSCA) Agreement, No. 1907**, dated \_\_\_\_\_, and the **WSCA Participating Addendum between Sprint Solutions, Inc., and the Participating State/Participating Entity**.

Billing Account Numbers: [Insert List of Sprint Billing Account Numbers]

I, \_\_\_\_\_, hereby certify that the following information provided herein is true and accurate as of the date of this letter: (1) I am an authorized purchaser for [Insert Agency Name]; (2) all orders will be in accordance with and subject to the pricing, terms and conditions under the **Western State Contracting Alliance (WSCA) Agreement, No. 1907, and the WSCA Participating Addendum with the Participating State/ Participating Entity**; and (3) Sprint is authorized to invoice the total dollar amount for services and equipment ordered by an authorized purchaser for the [Insert Agency Name].

Furthermore, I certify the [Insert Agency Name] (1) shall pay charges incurred for the period of time the units are active with Sprint and until written notice of cancellation is provided to Sprint; and (2) the [Insert Agency Name] acknowledges and understands that Sprint will not automatically terminate

**PARTICIPATING ADDENDUM  
WESTERN STATES CONTRACTING ALLIANCE  
WIRELESS SERVICES 2012-2017  
Administered by the State of Nevada (hereinafter "Lead State")**

MASTER SERVICE AGREEMENT  
SPRINT SOLUTIONS, INC.  
Nevada Contract Number: 1907  
(hereinafter "Contractor")

And

[insert name of participating state or participating entity xxxxxxxx]  
(hereinafter "Participating State/Participating Entity")  
[insert state/entity contract number if required xxxxxxx]

Page 6 of 6

service until written notice of cancellation is received by Sprint. The [Insert Agency Name] agrees to pay Sprint for all fees and charges for services and equipment received up to the effective date of cancellation.

If there is a change in the above authorization, it is the responsibility of the authorized purchaser to provide written notification to Sprint within ten (10) days at the following address:

**Sprint**  
12502 Sunrise Valley Drive  
Mailstop: VARESA0208  
Reston, VA 20196  
Attn: Public Sector Contracts Manager

Sincerely,

<Sign Name, Title>

SAMPLE

For Purchasing Use Only:  
RFP/CONTRACT # 1907

**AMENDMENT #1 TO CONTRACT**

Between the State of Nevada  
Acting By and Through Its

Various State Agencies  
Monitored By: Department of Administration  
Purchasing Division  
515 East Musser Street, Suite 300  
Carson City, NV 89701  
Contact: Teri Becker  
Phone: (775) 684-0178 Fax: (775) 684-0188  
Email: [tbecker@admin.nv.gov](mailto:tbecker@admin.nv.gov)

and

Sprint Solutions, Inc.  
12502 Sunrise Valley Drive  
Mailstop: VARESA0208  
Reston, VA 20196  
Contact: Michaela Clairmonte  
Phone: (703) 433-8581 Fax: (703) 433-8798  
Email: [Michaela.clairmonte@sprint.com](mailto:Michaela.clairmonte@sprint.com)

1. **AMENDMENTS.** For and in consideration of mutual promises and/or their valuable considerations, all provisions of the Contract between the above-referenced parties resulting from Request for Proposal #1907 and dated April 12, 2012, remain in full force and effect with the exception of the following:

A. Pursuant to Section 3, the parties hereby exercise the option to extend the Contract for an additional two (2) years beyond the Initial Term from October 31, 2016 to October 31, 2018. In addition, the newly extended Contract term shall also be extended for an additional eight (8) months from October 31, 2018 to June 30, 2019 to coincide with Universal Service Administrative Company (USAC) filing and funding requirements for FCC Schools and Library (E-Rate) Program customers.

2. **INCORPORATED DOCUMENTS.** The Contract is incorporated herein by reference.

3. **REQUIRED APPROVAL.** This amendment to the original Contract shall not become effective until and unless approved by the WSCA-NASPO Directors.

IN WITNESS WHEREOF, the parties hereto have caused this amendment to the original Contract to be signed and intend to be legally bound thereby.

*Matt Carter*      5/14/14  
Independent Contractor's Signature      Date  
Matt Carter

*MATT CARTER*  
President, Enterprise Solutions

*Greg Smith*      6-11-14  
Greg Smith, Administrator, State of Nevada

APPROVED BY WSCA-NASPO Directors

On \_\_\_\_\_  
(Date)

Approved as to form by:

*[Signature]*  
Deputy Attorney General for Attorney General

On *16 June 14*  
(Date)

Sprint - Approved  
as to Legal Form  
KAC - 13 May 2014



For Purchasing Use Only:  
RFP/CONTRACT # 1907

**AMENDMENT #2 TO CONTRACT**

Between the State of Nevada  
Acting By and Through Its

Various State Agencies  
Monitored By: Department of Administration  
Purchasing Division  
515 East Musser Street, Suite 300  
Carson City, NV 89701  
Contact: Teri Becker  
Phone: (775) 684-0178 Fax: (775) 684-0188  
Email: [tbecker@admin.nv.gov](mailto:tbecker@admin.nv.gov)

and

Sprint Solutions, Inc.  
12502 Sunrise Valley Drive  
Mailstop: VARESA0208  
Reston, VA 20196  
Contact: Michaela Clairmonte  
Phone: (703) 433-8581 Fax: (703) 433-8798  
Email: [Michaela.clairmonte@sprint.com](mailto:Michaela.clairmonte@sprint.com)

1. AMENDMENTS. For and in consideration of mutual promises and/or their valuable considerations, all provisions of the contract between the above-referenced parties resulting from Request for Proposal #1907 and dated April 12, 2012, remain in full force and effect with the exception of the following:

A. The Contract term shall be extended to December 31, 2019 to allow time for execution of new Participating Addenda. During the extended time, from July 1, 2019 through December 31, 2019, no Product Addition Requests will be accepted.

2. INCORPORATED DOCUMENTS. The Contract is incorporated herein by reference.

3. REQUIRED APPROVAL. This amendment to the original contract shall not become effective until and unless approved by the NASPO Directors.

IN WITNESS WHEREOF, the parties hereto have caused this amendment to the original contract to be signed and intend to be legally bound thereby.

*Kimberly Green-Kerr*

Senior Vice President, Sprint Business Solutions

Independent Contractor's Signature

Date

Independent's Contractor's Title



3-22-2019

Jeffrey Haag, Administrator, State of Nevada

APPROVED BY NASPO Directors

On \_\_\_\_\_

Approved as to form by:

(Date)



Deputy Attorney General for Attorney General

On 18 Mar 19

(Date)



**AMENDMENT #3 TO CONTRACT**

Between the State of Nevada  
Acting By and Through Its

Various State Agencies  
Monitored By: Department of Administration  
Purchasing Division  
515 East Musser Street, Suite 300  
Carson City, NV 89701  
Contact: Teri Becker  
Phone: (775) 684-0178 Fax: (775) 684-0188  
Email: [tbecker@admin.nv.gov](mailto:tbecker@admin.nv.gov)

and

Sprint Solutions, Inc.  
12502 Sunrise Valley Drive  
Mailstop: VARESA0208  
Reston, VA 20196  
Contact: Michaela Clairmonte  
Phone: (703) 433-8581 Fax: (703) 433-8798  
Email: [Michaela.clairmonte@sprint.com](mailto:Michaela.clairmonte@sprint.com)

1. AMENDMENTS. For and in consideration of mutual promises and/or their valuable considerations, all provisions of the contract between the above-referenced parties resulting from Request for Proposal #1907 and dated April 12, 2012, remain in full force and effect with the exception of the following:

A. The Contract term shall be extended to December 31, 2020 to allow time for execution of the new NASPO ValuePoint Contract Number CJ 18012. During the extended time, from January 1, 2020 through December 31, 2020, no Product Addition Requests or new Participating Addenda will be accepted under Master Contract Number 1907.

2. INCORPORATED DOCUMENTS. The Contract is incorporated herein by reference.

3. REQUIRED APPROVAL. This amendment to the original contract shall not become effective until and unless approved by the NASPO Directors.

IN WITNESS WHEREOF, the parties hereto have caused this amendment to the original contract to be signed and intend to be legally bound thereby.

Kimberly Green-Kerr 7/16/19  
Independent Contractor's Signature Date

Kimberly Green-Kerr, Senior Vice President, Sprint Business Solutions  
Independent's Contractor's Title

Kevin D. Doty 8/5/19  
Kevin D. Doty, Acting Administrator, State of Nevada

APPROVED BY NASPO Directors

On \_\_\_\_\_

Approved as to form by:

(Date)

Spencer M. Morrison  
Deputy Attorney General for Attorney General

On 5 Aug 19  
(Date)

2017 Monthly  
Summary by Device



Data and Third Party Kbytes 0  
 Price Plan Description (Multiple Items)

Sum of Total Current Charges		Column Labels												
Row Labels	Jan-17	Feb-17	Mar-17	Apr-17	May-17	Jun-17	Jul-17	Aug-17	Sep-17	Oct-17	Nov-17	Dec-17	Grand Total	
<b>Animal</b>	\$ 452.70	\$ 242.50	\$ 242.50	\$ 194.00	\$ 121.25	\$ 121.25	\$ 97.00	\$ 97.00	\$ 97.00	\$ 97.00	\$ 97.00	\$ 97.00	\$ 1,859.20	
G70A20DD57AE VEHICLE 48	\$ 45.27	\$ 24.25	\$ 24.25	\$ 24.25	\$ 24.25	\$ 24.25	\$ 24.25	\$ 24.25	\$ 24.25	\$ 24.25	\$ 24.25	\$ 24.25	\$ 287.77	
G75520DD57F1 VEHICLE 47	\$ 45.27	\$ 24.25	\$ 24.25	\$ 24.25	\$ 24.25	\$ 24.25	\$ 24.25	\$ 24.25	\$ 24.25	\$ 24.25	\$ 24.25	\$ 24.25	\$ 287.77	
G75B20DD57FF VEHICLE 46	\$ 45.27	\$ 24.25	\$ 24.25	\$ 24.25	\$ 24.25	\$ 24.25	\$ 24.25	\$ 24.25	\$ 24.25	\$ 24.25	\$ 24.25	\$ 24.25	\$ 287.77	
G75D20DD57F9 VEHICLE 45	\$ 45.27	\$ 24.25	\$ 24.25	\$ 24.25	\$ 24.25								\$ 118.02	
G76F20DD57CB VEHICLE 44	\$ 45.27	\$ 24.25	\$ 24.25	\$ 24.25	\$ 24.25	\$ 24.25	\$ 24.25						\$ 166.52	
G77B20DD6EE8 VEHICLE 38	\$ 45.27	\$ 24.25	\$ 24.25	\$ 24.25	\$ 24.25	\$ 24.25	\$ 24.25	\$ 24.25	\$ 24.25	\$ 24.25	\$ 24.25	\$ 24.25	\$ 287.77	
G78420DD5821 VEHICLE 43	\$ 45.27	\$ 24.25	\$ 24.25	\$ 24.25									\$ 93.77	
G7AE20DD580B VEHICLE 41	\$ 45.27	\$ 24.25	\$ 24.25	\$ 24.25	\$ 24.25								\$ 118.02	
G7B120DD5814 VEHICLE 40	\$ 45.27	\$ 24.25	\$ 24.25	\$ 24.25	\$ 24.25								\$ 118.02	
G7C920DD586C VEHICLE 39	\$ 45.27	\$ 24.25	\$ 24.25	\$ 24.25									\$ 93.77	
<b>Drainage</b>	\$ 72.75	\$ 96.25	\$ 144.00	\$ 96.25	\$ 144.75	\$ 351.06	\$ 215.25	\$ 310.00	\$ 333.50	\$ 379.75	\$ 277.00	\$ 357.80	\$ 2,778.36	
G74820E8D858 JEFFERSON PARISH DRAINAGE DEPARTMENT											\$ 26.60		\$ 26.60	
G75C20EC8E1E JEFFERSON PARISH DRAINAGE DEPARTMENT												\$ 37.91	\$ 37.91	
G76A20E8D979 JEFFERSON PARISH DRAINAGE DEPARTMENT											\$ 26.60		\$ 26.60	
G76D20EC9E3F JEFFERSON PARISH DRAINAGE DEPARTMENT												\$ 37.91	\$ 37.91	
G77420E8DA66 JEFFERSON PARISH DRAINAGE DEPARTMENT											\$ 26.60		\$ 26.60	
G77C20E8D96F JEFFERSON PARISH DRAINAGE DEPARTMENT											\$ 26.60		\$ 26.60	
G78C20EC9BDD JEFFERSON PARISH DRAINAGE DEPARTMENT												\$ 37.91	\$ 37.91	
G79E20E8D98D JEFFERSON PARISH DRAINAGE DEPARTMENT											\$ 26.60		\$ 26.60	
G7AA20D9C998 VEHICLE 91	\$ 24.25	\$ 24.25	\$ 24.25	\$ 24.25	\$ 24.25	\$ 24.25	\$ 24.25	\$ 24.25	\$ 24.25	\$ 24.25	\$ 24.25	\$ 24.25	\$ 291.00	
G7B820D9C98A VEHICLE 90								\$ 24.25	\$ 24.25				\$ 48.50	
G7BF20D9C98D VEHICLE 96		\$ 24.25		\$ 24.25	\$ 24.25	\$ 24.25	\$ 24.25	\$ 24.25	\$ 24.25	\$ 24.25	\$ 24.25	\$ 24.25	\$ 218.25	
G7C520EC8F98 JEFFERSON PARISH DRAINAGE DEPARTMENT												\$ 37.91	\$ 37.91	
G7DD20EC9D8E JEFFERSON PARISH DRAINAGE DEPARTMENT												\$ 37.91	\$ 37.91	
VEHICLE 02								\$ 23.50					\$ 23.50	
VEHICLE 03						\$ 23.50							\$ 23.50	
VEHICLE 04						\$ 23.50	\$ 23.50	\$ 23.50	\$ 23.50	\$ 23.50	\$ 23.50	\$ 23.50	\$ 164.50	
VEHICLE 05									\$ 23.50	\$ -			\$ 23.50	
VEHICLE 08	\$ -												\$ -	
VEHICLE 09							\$ 23.50	\$ 23.50	\$ 23.50	\$ 23.50	\$ -		\$ 94.00	
VEHICLE 10		\$ 23.50									\$ 23.50		\$ 47.00	
VEHICLE 106						\$ 45.27							\$ 45.27	
VEHICLE 108						\$ 45.27		\$ 24.25	\$ 24.25	\$ 24.25	\$ 24.25	\$ 24.25	\$ 142.27	
VEHICLE 109						\$ 45.27							\$ 45.27	
VEHICLE 15									\$ 23.50				\$ 23.50	



Data and Third Party Kbytes 0  
Price Plan Description (Multiple Items)

Sum of Total Current Charges Row Labels	Column Labels												Grand Total
	Jan-17	Feb-17	Mar-17	Apr-17	May-17	Jun-17	Jul-17	Aug-17	Sep-17	Oct-17	Nov-17	Dec-17	
VEHICLE 25								\$ 23.50	\$ 23.50	\$ 23.50	\$ -		\$ 70.50
VEHICLE 26						\$ 23.50							\$ 23.50
VEHICLE 27									\$ 23.50	\$ 23.50	\$ -		\$ 47.00
VEHICLE 28										\$ 23.50	\$ -		\$ 23.50
VEHICLE 30						\$ 23.50	\$ 23.50	\$ 23.50	\$ 23.50			\$ 23.50	\$ 117.50
VEHICLE 31											\$ -		\$ -
VEHICLE 35										\$ 23.50	\$ -		\$ 23.50
VEHICLE 36	\$ -												\$ -
VEHICLE 40				\$ 23.50	\$ 23.50								\$ 47.00
VEHICLE 42											\$ -		\$ -
VEHICLE 45								\$ 23.50	\$ 23.50	\$ 23.50	\$ -		\$ 70.50
VEHICLE 46		\$ 23.50	\$ 23.50					\$ 23.50	\$ 23.50	\$ 23.50	\$ 23.50		\$ 141.00
VEHICLE 48									\$ 23.50	\$ 23.50			\$ 47.00
VEHICLE 50					\$ 24.25	\$ 24.25	\$ 24.25	\$ 24.25					\$ 97.00
VEHICLE 60									\$ 24.25	\$ 24.25	\$ -		\$ 48.50
VEHICLE 69												\$ 24.25	\$ 24.25
VEHICLE 76	\$ 24.25	\$ 24.25	\$ 24.25	\$ 24.25	\$ 24.25	\$ 24.25	\$ 24.25	\$ 24.25	\$ 24.25	\$ 24.25	\$ 24.25	\$ 24.25	\$ 291.00
VEHICLE 85	\$ 24.25	\$ 24.25	\$ 24.25	\$ 24.25	\$ 24.25	\$ 24.25	\$ 24.25	\$ 24.25	\$ 24.25				\$ 194.00
<b>Engineering</b>	<b>\$ 51.00</b>	<b>\$ 51.00</b>	<b>\$ 51.00</b>	<b>\$ 51.00</b>	<b>\$ 76.50</b>	<b>\$ 102.00</b>	<b>\$ 102.00</b>	<b>\$ 102.00</b>	<b>\$ 102.00</b>	<b>\$ 127.50</b>	<b>\$ 127.50</b>	<b>\$ 102.00</b>	<b>\$ 1,045.50</b>
VEHICLE 03	\$ 25.50	\$ 25.50	\$ 25.50	\$ 25.50	\$ 25.50	\$ 25.50	\$ 25.50	\$ 25.50	\$ 25.50	\$ 25.50	\$ 25.50	\$ 25.50	\$ 306.00
VEHICLE 05	\$ 25.50	\$ 25.50	\$ 25.50	\$ 25.50	\$ 25.50	\$ 25.50	\$ 25.50	\$ 25.50	\$ 25.50	\$ 25.50	\$ 25.50	\$ 25.50	\$ 306.00
VEHICLE 07						\$ 25.50	\$ 25.50	\$ 25.50	\$ 25.50	\$ 25.50	\$ 25.50	\$ 25.50	\$ 178.50
VEHICLE 09					\$ 25.50	\$ 25.50	\$ 25.50	\$ 25.50	\$ 25.50	\$ 25.50	\$ 25.50	\$ 25.50	\$ 204.00
VEHICLE 10										\$ 25.50	\$ 25.50		\$ 51.00
<b>Inspections - Engineering</b>	<b>\$ 25.50</b>	<b>\$ 25.50</b>	<b>\$ 25.50</b>	<b>\$ 25.50</b>	<b>\$ 25.50</b>	<b>\$ 51.00</b>	<b>\$ 51.00</b>	<b>\$ 51.00</b>	<b>\$ 51.00</b>	<b>\$ 51.00</b>	<b>\$ 51.00</b>	<b>\$ 51.00</b>	<b>\$ 484.50</b>
VEHICLE 02							\$ 25.50	\$ 25.50	\$ 25.50	\$ 25.50	\$ 25.50	\$ 25.50	\$ 178.50
VEHICLE 05	\$ 25.50	\$ 25.50	\$ 25.50	\$ 25.50	\$ 25.50	\$ 25.50	\$ 25.50	\$ 25.50	\$ 25.50	\$ 25.50	\$ 25.50	\$ 25.50	\$ 306.00
<b>Investment Rehab</b>													<b>\$ (23.34)</b>
01 VEHICLE							\$ (11.67)						\$ (11.67)
02 VEHICLE							\$ (11.67)						\$ (11.67)
<b>Library</b>		\$ 24.25	\$ 436.50	\$ 97.00				\$ 46.56					<b>\$ 604.31</b>
G73520E2A150 VEHICLE 21							\$ 23.28						\$ 23.28
G7E320E29EBB VEHICLE 22							\$ 23.28						\$ 23.28
VEHICLE 01			\$ 24.25										\$ 24.25
VEHICLE 02			\$ 24.25	\$ 24.25									\$ 48.50
VEHICLE 03			\$ 24.25										\$ 24.25
VEHICLE 04			\$ 24.25										\$ 24.25
VEHICLE 05			\$ 24.25										\$ 24.25
VEHICLE 06			\$ 24.25										\$ 24.25
VEHICLE 07		\$ 24.25	\$ 24.25	\$ 24.25									\$ 72.75
VEHICLE 08			\$ 24.25										\$ 24.25
VEHICLE 09			\$ 24.25										\$ 24.25
VEHICLE 10			\$ 24.25										\$ 24.25
VEHICLE 11			\$ 24.25										\$ 24.25
VEHICLE 12			\$ 24.25										\$ 24.25
VEHICLE 14			\$ 24.25										\$ 24.25

Data and Third Party Kbytes	0
Price Plan Description	(Multiple Items)

Sum of Total Current Charges		Column Labels												
Row Labels	Jan-17	Feb-17	Mar-17	Apr-17	May-17	Jun-17	Jul-17	Aug-17	Sep-17	Oct-17	Nov-17	Dec-17	Grand Total	
VEHICLE 15			\$ 24.25										\$ 24.25	
VEHICLE 16			\$ 24.25	\$ 24.25									\$ 48.50	
VEHICLE 17			\$ 24.25										\$ 24.25	
VEHICLE 18			\$ 24.25										\$ 24.25	
VEHICLE 19			\$ 24.25	\$ 24.25									\$ 48.50	
<b>Parkways</b>	<b>\$ 194.00</b>	<b>\$ 194.00</b>	<b>\$ 218.25</b>	<b>\$ 194.00</b>	<b>\$ 194.00</b>	<b>\$ 218.25</b>	<b>\$ 242.50</b>	<b>\$ 266.75</b>	<b>\$ 218.25</b>	<b>\$ 291.00</b>	<b>\$ 218.25</b>	<b>\$ 242.50</b>	<b>\$ 2,691.75</b>	
03 PARKWAYS	\$ 24.25	\$ 24.25	\$ 24.25	\$ 24.25	\$ 24.25	\$ 24.25	\$ 24.25	\$ 24.25	\$ 24.25	\$ 24.25	\$ 24.25	\$ 24.25	\$ 291.00	
09 PARKWAYS							\$ 24.25	\$ 24.25	\$ 24.25	\$ 24.25	\$ 24.25	\$ 24.25	\$ 145.50	
11 PARKWAYS	\$ 24.25	\$ 24.25	\$ 24.25	\$ 24.25	\$ 24.25	\$ 24.25	\$ 24.25	\$ 24.25	\$ 24.25	\$ 24.25	\$ 24.25	\$ 24.25	\$ 291.00	
12 PARKWAYS										\$ 24.25	\$ 24.25	\$ 24.25	\$ 72.75	
13 PARKWAYS	\$ 24.25	\$ 24.25	\$ 24.25	\$ 24.25	\$ 24.25	\$ 24.25	\$ 24.25	\$ 24.25	\$ 24.25	\$ 24.25	\$ 24.25	\$ 24.25	\$ 291.00	
15 PARKWAYS										\$ 24.25			\$ 24.25	
VEHICLE 19	\$ 24.25	\$ 24.25	\$ 24.25	\$ 24.25	\$ 24.25	\$ 24.25	\$ 24.25	\$ 24.25	\$ 24.25				\$ 194.00	
VEHICLE 20			\$ 24.25			\$ 24.25							\$ 48.50	
VEHICLE 23								\$ 24.25	\$ 24.25	\$ 24.25		\$ 24.25	\$ 97.00	
VEHICLE 24	\$ 24.25	\$ 24.25	\$ 24.25	\$ 24.25	\$ 24.25	\$ 24.25	\$ 24.25	\$ 24.25	\$ 24.25				\$ 194.00	
VEHICLE 25	\$ 24.25	\$ 24.25	\$ 24.25	\$ 24.25	\$ 24.25	\$ 24.25	\$ 24.25	\$ 24.25	\$ 24.25	\$ 24.25	\$ 24.25	\$ 24.25	\$ 291.00	
VEHICLE 26							\$ 24.25	\$ 24.25	\$ 24.25	\$ 24.25	\$ 24.25	\$ 24.25	\$ 145.50	
VEHICLE 27	\$ 24.25	\$ 24.25	\$ 24.25	\$ 24.25	\$ 24.25	\$ 24.25	\$ 24.25	\$ 24.25	\$ 24.25	\$ 24.25	\$ 24.25	\$ 24.25	\$ 291.00	
VEHICLE 36										\$ 24.25			\$ 24.25	
VEHICLE 38	\$ 24.25	\$ 24.25	\$ 24.25	\$ 24.25	\$ 24.25	\$ 24.25	\$ 24.25	\$ 24.25	\$ 24.25	\$ 24.25	\$ 24.25	\$ 24.25	\$ 291.00	
<b>PMZ-QOL</b>													<b>\$ 605.94</b>	
G70720E8C904 JEFFERSON PARISH PMZ-QOL WEED CONTROL													\$ 25.20	
G71C20E8C81C JEFFERSON PARISH PMZ-QOL WEED CONTROL													\$ 25.20	
G72120E8C62F JEFFERSON PARISH PMZ-QOL WEED CONTROL													\$ 25.20	
G73520E8C835 JEFFERSON PARISH PMZ-QOL WEED CONTROL													\$ 25.20	
G73D20E8C73C JEFFERSON PARISH PMZ-QOL WEED CONTROL													\$ 25.20	
G74720E8C746 JEFFERSON PARISH PMZ-QOL WEED CONTROL													\$ 25.20	
G76420E8C56B JEFFERSON PARISH PMZ-QOL WEED CONTROL													\$ 25.20	
G78820E8C888 JEFFERSON PARISH PMZ-QOL WEED CONTROL													\$ 25.20	
G79520E8C895 JEFFERSON PARISH PMZ-QOL WEED CONTROL													\$ 25.20	
G79E20E8C89E JEFFERSON PARISH PMZ-QOL WEED CONTROL													\$ 25.20	
G7AA20E8C8AA JEFFERSON PARISH PMZ-QOL WEED CONTROL													\$ 25.20	
G7B520E8C8B5 JEFFERSON PARISH PMZ-QOL WEED CONTROL													\$ 25.20	

Data and Third Party Kbytes	0
Price Plan Description	(Multiple Items)

Sum of Total Current Charges Row Labels	Column Labels													Grand Total	
	Jan-17	Feb-17	Mar-17	Apr-17	May-17	Jun-17	Jul-17	Aug-17	Sep-17	Oct-17	Nov-17	Dec-17			
G7B720E8C7B6 JEFFERSON PARISH PMZ-QOL WEED CONTROL														\$ 25.20	\$ 25.20
G7BB20E8C8BB JEFFERSON PARISH PMZ-QOL WEED CONTROL														\$ 25.20	\$ 25.20
G7BD20E8C8BD JEFFERSON PARISH PMZ-QOL WEED CONTROL														\$ 25.20	\$ 25.20
G7BE20E8C8BE JEFFERSON PARISH PMZ-QOL WEED CONTROL														\$ 25.20	\$ 25.20
G7BF20E8C7BE JEFFERSON PARISH PMZ-QOL WEED CONTROL														\$ 25.20	\$ 25.20
G7C620E8C7C7 JEFFERSON PARISH PMZ-QOL WEED CONTROL														\$ 25.20	\$ 25.20
G7CA20E8C7CB JEFFERSON PARISH PMZ-QOL WEED CONTROL														\$ 25.20	\$ 25.20
G7D520E8C8D5 JEFFERSON PARISH PMZ-QOL WEED CONTROL														\$ 25.20	\$ 25.20
G7DD20E8C8DD JEFFERSON PARISH PMZ-QOL WEED CONTROL														\$ 25.20	\$ 25.20
G7EC20EC8EAE JEFFERSON PARISH PMZ-QOL WEED CONTROL														\$ 26.34	\$ 26.34
G7F520E8C8F5 JEFFERSON PARISH PMZ-QOL WEED CONTROL														\$ 25.20	\$ 25.20
G7F620E8C8F6 JEFFERSON PARISH PMZ-QOL WEED CONTROL														\$ 25.20	\$ 25.20
<b>PW Central</b>	\$ 70.50	\$ 117.50	\$ 94.00	\$ 94.00	\$ 117.50	\$ 117.50	\$ 117.50	\$ 117.50	\$ 117.50	\$ 117.50	\$ 117.50	\$ 47.00	\$ 70.50	\$ 1,198.50	
VEHICLE 01		\$ 23.50		\$ 23.50	\$ 23.50	\$ 23.50	\$ 23.50	\$ 23.50	\$ 23.50	\$ 23.50	\$ 23.50			\$ 188.00	
VEHICLE 02	\$ 23.50	\$ 23.50	\$ 23.50	\$ 23.50	\$ 23.50	\$ 23.50	\$ 23.50	\$ 23.50	\$ 23.50	\$ 23.50	\$ 23.50	\$ 23.50	\$ 23.50	\$ 282.00	
VEHICLE 03	\$ 23.50	\$ 23.50	\$ 23.50	\$ 23.50	\$ 23.50	\$ 23.50	\$ 23.50	\$ 23.50	\$ 23.50	\$ 23.50	\$ 23.50	\$ 23.50	\$ 23.50	\$ 282.00	
VEHICLE 05		\$ 23.50	\$ 23.50		\$ 23.50	\$ 23.50	\$ 23.50	\$ 23.50	\$ 23.50	\$ 23.50	\$ 23.50		\$ 23.50	\$ 211.50	
VEHICLE 06	\$ 23.50	\$ 23.50	\$ 23.50	\$ 23.50	\$ 23.50	\$ 23.50	\$ 23.50	\$ 23.50	\$ 23.50	\$ 23.50	\$ 23.50			\$ 235.00	
<b>Scada</b>	\$ 548.97	\$ (180.22)	\$ 51.00	\$ 51.00	\$ 90.24	\$ 76.50	\$ 102.00	\$ 102.00	\$ 102.00	\$ 102.00	\$ 102.00	\$ 2.85	\$ 20.45	\$ 1,068.79	
G70A20DD57AE VEHICLE 48	\$ 45.27	\$ (21.02)	\$ -											\$ 24.25	
G75520DD57F1 VEHICLE 47	\$ 45.27	\$ (21.02)	\$ -											\$ 24.25	
G75B20DD57FF VEHICLE 46	\$ 45.27	\$ (21.02)	\$ -											\$ 24.25	
G75D20DD57F9 VEHICLE 45	\$ 45.27	\$ (21.02)	\$ -											\$ 24.25	
G76F20DD57CB VEHICLE 44	\$ 45.27	\$ (21.02)	\$ -											\$ 24.25	
G77B20DD6EE8 VEHICLE 38	\$ 45.27	\$ (21.02)	\$ -											\$ 24.25	
G78420DD5821 VEHICLE 43	\$ 45.27	\$ (21.02)	\$ -											\$ 24.25	
G79420DD5831 VEHICLE 42	\$ 45.27	\$ (21.02)	\$ -											\$ 24.25	
G79920DE7823 VEHICLE 10					\$ 39.24									\$ 39.24	
G7AE20DD580B VEHICLE 41	\$ 45.27	\$ (21.02)	\$ -											\$ 24.25	
G7B120DD5814 VEHICLE 40	\$ 45.27	\$ (21.02)	\$ -											\$ 24.25	
G7C920DD586C VEHICLE 39	\$ 45.27	\$ (21.02)	\$ -											\$ 24.25	
VEHICLE 01	\$ 25.50	\$ 25.50	\$ 25.50	\$ 25.50	\$ 25.50	\$ 25.50	\$ 25.50	\$ 25.50	\$ 25.50	\$ 25.50	\$ 25.50	\$ 16.05	\$ 20.45	\$ 291.50	
VEHICLE 02	\$ 25.50	\$ 25.50	\$ 25.50	\$ 25.50	\$ 25.50	\$ 25.50	\$ 25.50	\$ 25.50	\$ 25.50	\$ 25.50	\$ 25.50	\$ (4.40)		\$ 250.60	
VEHICLE 03							\$ 25.50	\$ 25.50	\$ 25.50	\$ 25.50	\$ 25.50	\$ (4.40)		\$ 97.60	

Data and Third Party Kbytes 0  
 Price Plan Description (Multiple Items)

Sum of Total Current Charges		Column Labels												
Row Labels		Jan-17	Feb-17	Mar-17	Apr-17	May-17	Jun-17	Jul-17	Aug-17	Sep-17	Oct-17	Nov-17	Dec-17	Grand Total
VEHICLE 04						\$ 25.50	\$ 25.50	\$ 25.50	\$ 25.50	\$ 25.50	\$ 25.50	\$ (4.40)		\$ 123.10
<b>Sewerage</b>	<b>\$</b>	<b>848.75</b>	<b>412.25</b>	<b>412.25</b>	<b>412.25</b>	<b>218.25</b>	<b>766.27</b>	<b>598.00</b>	<b>388.00</b>	<b>291.00</b>	<b>241.75</b>	<b>266.00</b>	<b>266.00</b>	<b>5,120.77</b>
G70420DD51AA VEHICLE 50	\$	48.50	24.25	24.25	24.25							24.25		145.50
G70E20DD6396 VEHICLE 28	\$	24.25	24.25	24.25	24.25					24.25	24.25	24.25	24.25	194.00
G72420DD518A VEHICLE 49	\$	48.50	24.25	24.25	24.25									121.25
G72C20DD5182 VEHICLE 48	\$	48.50	24.25	24.25	24.25									121.25
G73620DD5198 VEHICLE 47	\$	48.50	24.25	24.25	24.25									121.25
G74020D644FE VEHICLE 18								24.25						24.25
G74020E2A026 82						30.72	24.25	24.25	24.25					103.47
G74120DD63D9 VEHICLE 26	\$	24.25												24.25
G74220E2A72D VEHICLE 73						42.03	24.25	24.25	24.25					114.78
G74320E2A82D VEHICLE 72						42.03	24.25	24.25					24.25	114.78
G74A20DD63D2 VEHICLE 36	\$	24.25												24.25
G74C20DD51E2 VEHICLE 46	\$	48.50	24.25	24.25	24.25									121.25
G75320E2A83D VEHICLE 71						42.03	24.25	24.25	24.25	24.25	24.25	24.25	24.25	187.53
G76720DD63FF VEHICLE 34	\$	24.25	24.25	24.25	24.25									97.00
G76820E2A806 VEHICLE 70						42.03	24.25	24.25	24.25	24.25				114.78
G76B20DD51C5 VEHICLE 45	\$	48.50	24.25	24.25	24.25	24.25	24.25	24.25						194.00
G76B20E2A805 VEHICLE 69						42.03	24.25	24.25	24.25	24.25				114.78
G76D20DD63F5 VEHICLE 33	\$	24.25	24.25	24.25	24.25						24.25	24.25	24.25	169.75
G76F20E2A801 VEHICLE 68						42.03	24.25	24.25	24.25	24.25	24.25	24.25	24.25	187.53
G77120E2A81F VEHICLE 67						42.03	24.25	24.25						90.53
G77420DD63EC VEHICLE 32	\$	24.25	24.25	24.25	24.25	24.25	24.25	24.25	24.25	24.25	24.25	24.25	24.25	291.00
G77720DD51D9 VEHICLE 44	\$	48.50	24.25	24.25	24.25	24.25	24.25	24.25	24.25	24.25	24.25	24.25	24.25	315.25
G77E20DD63E6 VEHICLE 24	\$	24.25												24.25
G77E20E2A018 81						30.72	24.25	24.25						79.22
G77F20E2A811 VEHICLE 66						42.03	24.25	24.25						90.53
G78220D6453F VEHICLE 16						24.25	24.25							48.50
G78F20DD5121 VEHICLE 43	\$	48.50	24.25	24.25	24.25	24.25	24.25	24.25						194.00
G79320E2A7FC VEHICLE 65						42.03	24.25	24.25	24.25	24.25	24.25	24.25	24.25	187.53
G79420E2A7FB VEHICLE 64						42.03	24.25	24.25						90.53
G79D20E2A7F2 VEHICLE 63						42.03	40.25	24.25	24.25	24.25	24.25	24.25	24.25	203.53
G7B220DD511C VEHICLE 42	\$	48.50	24.25	24.25	24.25	24.25	24.25	24.25	24.25	24.25	24.25	24.25	24.25	315.25
G7BC20DD5112 VEHICLE 41	\$	48.50	24.25	24.25	24.25	24.25	24.25	24.25						194.00
G7D220DD517C VEHICLE 40	\$	48.50	24.25	24.25	24.25	24.25	24.25	24.25						194.00
G7D320DD634B VEHICLE 22	\$	24.25												24.25
G7D820DD5176 VEHICLE 39	\$	48.50	24.25	24.25	24.25	24.25	24.25	24.25						194.00
G7DD20DD5173 VEHICLE 38	\$	48.50	24.25	24.25	24.25	24.25	24.25	24.25						194.00
G7E820DD6370 VEHICLE 21	\$	24.25												24.25
VEHICLE 01											23.50	23.50	23.50	70.50
<b>Streets</b>	<b>\$</b>	<b>615.00</b>	<b>664.75</b>	<b>664.75</b>	<b>640.50</b>	<b>641.75</b>	<b>641.75</b>	<b>641.75</b>	<b>641.75</b>	<b>518.00</b>	<b>592.00</b>	<b>640.50</b>	<b>1,387.48</b>	<b>8,289.98</b>
02 STREETS	\$	25.50	25.50	25.50				25.50	25.50	25.50	25.50	25.50	25.50	229.50
03 STREETS					25.50	25.50	25.50	25.50	25.50					127.50
06 STREETS	\$	25.50	25.50	25.50	25.50	25.50	25.50	25.50	25.50	25.50	25.50	25.50	25.50	306.00
10 STREETS	\$	25.50	25.50	25.50	25.50	25.50	25.50	25.50	25.50	25.50	25.50	25.50	25.50	306.00
16 STREETS										25.50	25.50	25.50	25.50	76.50

Data and Third Party Kbytes	0
Price Plan Description	(Multiple Items)

Sum of Total Current Charges Row Labels	Column Labels													Grand Total	
	Jan-17	Feb-17	Mar-17	Apr-17	May-17	Jun-17	Jul-17	Aug-17	Sep-17	Oct-17	Nov-17	Dec-17			
17 STREETS		\$ 25.50	\$ 25.50	\$ 25.50	\$ 25.50	\$ 25.50	\$ 25.50	\$ 25.50	\$ 25.50	\$ 25.50	\$ 25.50	\$ 25.50	\$ 25.50	\$ 25.50	\$ 280.50
18 STREETS	\$	25.50	\$ 25.50	\$ 25.50	\$ 25.50	\$ 25.50	\$ 25.50	\$ 25.50	\$ 25.50	\$ 25.50	\$ 25.50	\$ 25.50	\$ 25.50	\$ 25.50	\$ 306.00
22 STREETS	\$	25.50	\$ 25.50	\$ 25.50	\$ 25.50	\$ 25.50	\$ 25.50	\$ 25.50	\$ 25.50	\$ 25.50	\$ 25.50	\$ 25.50	\$ 25.50	\$ 25.50	\$ 306.00
23 STREETS	\$	25.50	\$ 25.50	\$ 25.50	\$ 25.50	\$ 25.50	\$ 25.50	\$ 25.50	\$ 25.50	\$ 25.50	\$ 25.50	\$ 25.50	\$ 25.50	\$ 25.50	\$ 306.00
31 STREETS													\$ 25.50	\$ 25.50	
32 STREETS					\$ 25.50	\$ 25.50								\$ 51.00	
34 STREETS	\$	25.50	\$ 25.50	\$ 25.50	\$ 25.50	\$ 25.50	\$ 25.50	\$ 25.50	\$ 25.50	\$ 25.50				\$ 204.00	
G70920EC5196 JEFFERSON PARISH STREETS DEPARTMENT													\$ 29.26	\$ 29.26	
G70B20EC5194 JEFFERSON PARISH STREETS DEPARTMENT													\$ 29.26	\$ 29.26	
G71820EC5187 JEFFERSON PARISH STREETS DEPARTMENT													\$ 29.26	\$ 29.26	
G71D20EC5182 JEFFERSON PARISH STREETS DEPARTMENT													\$ 29.26	\$ 29.26	
G71F20EC5180 JEFFERSON PARISH STREETS DEPARTMENT													\$ 29.26	\$ 29.26	
G72E20EC51B1 JEFFERSON PARISH STREETS DEPARTMENT													\$ 29.26	\$ 29.26	
G73020EC51AF JEFFERSON PARISH STREETS DEPARTMENT													\$ 29.26	\$ 29.26	
G74220EC51DD JEFFERSON PARISH STREETS DEPARTMENT													\$ 29.26	\$ 29.26	
G77C20EC51E3 JEFFERSON PARISH STREETS DEPARTMENT													\$ 29.26	\$ 29.26	
G77D20EC50E1 JEFFERSON PARISH STREETS DEPARTMENT													\$ 29.26	\$ 29.26	
G78020EC511F JEFFERSON PARISH STREETS DEPARTMENT													\$ 29.26	\$ 29.26	
G78220EC531B JEFFERSON PARISH STREETS DEPARTMENT													\$ 29.26	\$ 29.26	
G78A20EC5115 JEFFERSON PARISH STREETS DEPARTMENT													\$ 29.26	\$ 29.26	
G79420EC510B JEFFERSON PARISH STREETS DEPARTMENT													\$ 29.26	\$ 29.26	
G79720EC5108 JEFFERSON PARISH STREETS DEPARTMENT													\$ 29.26	\$ 29.26	
G79920EC5106 JEFFERSON PARISH STREETS DEPARTMENT													\$ 29.26	\$ 29.26	
G7A220EC523C JEFFERSON PARISH STREETS DEPARTMENT													\$ 29.26	\$ 29.26	
G7B620EC5228 JEFFERSON PARISH STREETS DEPARTMENT													\$ 29.26	\$ 29.26	
G7C320EC515C JEFFERSON PARISH STREETS DEPARTMENT													\$ 29.26	\$ 29.26	

Data and Third Party Kbytes	0
Price Plan Description	(Multiple Items)

Sum of Total Current Charges Row Labels	Column Labels													Grand Total	
	Jan-17	Feb-17	Mar-17	Apr-17	May-17	Jun-17	Jul-17	Aug-17	Sep-17	Oct-17	Nov-17	Dec-17			
G7D020EC514F JEFFERSON PARISH STREETS DEPARTMENT														\$ 29.26	\$ 29.26
G7D420EC514B JEFFERSON PARISH STREETS DEPARTMENT														\$ 29.26	\$ 29.26
G7DB20EC5144 JEFFERSON PARISH STREETS DEPARTMENT														\$ 29.26	\$ 29.26
G7F920EC5166 JEFFERSON PARISH STREETS DEPARTMENT														\$ 29.26	\$ 29.26
VEHICLE 39	\$ 24.25	\$ 24.25	\$ 24.25	\$ 24.25	\$ 24.25	\$ 24.25	\$ 24.25	\$ 24.25	\$ 24.25	\$ 24.25	\$ 24.25	\$ 24.25	\$ 24.25	\$ 24.25	\$ 291.00
VEHICLE 40	\$ 24.25	\$ 24.25													\$ 48.50
VEHICLE 45			\$ 24.25	\$ 24.25	\$ 24.25	\$ 24.25	\$ 24.25	\$ 24.25	\$ 24.25						\$ 145.50
VEHICLE 46												\$ 24.25	\$ 24.25	\$ 24.25	\$ 48.50
VEHICLE 53	\$ 24.25	\$ 24.25	\$ 24.25	\$ 24.25	\$ 24.25	\$ 24.25	\$ 24.25	\$ 24.25	\$ 24.25	\$ 24.25	\$ 24.25	\$ 24.25	\$ 24.25	\$ 24.25	\$ 291.00
VEHICLE 54	\$ 24.25	\$ 24.25	\$ 24.25	\$ 24.25	\$ 24.25	\$ 24.25	\$ 24.25	\$ 24.25	\$ 24.25	\$ 24.25	\$ 24.25	\$ 24.25	\$ 24.25	\$ 24.25	\$ 291.00
VEHICLE 62														\$ 24.25	\$ 24.25
VEHICLE 65	\$ 24.25	\$ 24.25	\$ 24.25	\$ 24.25	\$ 24.25	\$ 24.25	\$ 24.25	\$ 24.25	\$ 24.25	\$ 24.25	\$ 24.25	\$ 24.25	\$ 24.25	\$ 24.25	\$ 291.00
VEHICLE 66			\$ 24.25										\$ 24.25	\$ 24.25	\$ 72.75
VEHICLE 68	\$ 24.25	\$ 24.25	\$ 24.25	\$ 24.25	\$ 24.25	\$ 24.25	\$ 24.25	\$ 24.25	\$ 24.25	\$ 24.25	\$ 24.25	\$ 24.25	\$ 24.25	\$ 24.25	\$ 291.00
VEHICLE 70	\$ 24.25	\$ 24.25	\$ 24.25	\$ 24.25	\$ 24.25	\$ 24.25	\$ 24.25	\$ 24.25	\$ 24.25		\$ 24.25	\$ 24.25	\$ 24.25	\$ 24.25	\$ 266.75
VEHICLE 71	\$ 24.25	\$ 24.25	\$ 24.25	\$ 24.25	\$ 24.25	\$ 24.25	\$ 24.25	\$ 24.25	\$ 24.25	\$ 24.25	\$ 24.25	\$ 24.25	\$ 24.25	\$ 24.25	\$ 291.00
VEHICLE 74	\$ 24.25	\$ 24.25	\$ 24.25	\$ 24.25	\$ 24.25	\$ 24.25	\$ 24.25	\$ 24.25	\$ 24.25	\$ 24.25					\$ 194.00
VEHICLE 75	\$ 24.25	\$ 24.25	\$ 24.25	\$ 24.25	\$ 24.25	\$ 24.25	\$ 24.25	\$ 24.25	\$ 24.25	\$ 24.25	\$ 24.25	\$ 24.25	\$ 24.25	\$ 24.25	\$ 291.00
VEHICLE 77	\$ 24.25	\$ 24.25	\$ 24.25	\$ 24.25	\$ 24.25	\$ 24.25	\$ 24.25	\$ 24.25	\$ 24.25	\$ 24.25	\$ 24.25	\$ 24.25	\$ 24.25	\$ 24.25	\$ 291.00
VEHICLE 79												\$ 24.25	\$ 24.25	\$ 24.25	\$ 72.75
VEHICLE 80	\$ 24.25	\$ 24.25	\$ 24.25	\$ 24.25	\$ 24.25	\$ 24.25	\$ 24.25	\$ 24.25	\$ 24.25	\$ 24.25	\$ 24.25	\$ 24.25	\$ 24.25	\$ 24.25	\$ 291.00
VEHICLE 85	\$ 24.25	\$ 24.25	\$ 24.25	\$ 24.25	\$ 24.25	\$ 24.25	\$ 24.25	\$ 24.25	\$ 24.25	\$ 24.25	\$ 24.25	\$ 24.25	\$ 24.25	\$ 24.25	\$ 291.00
VEHICLE 86														\$ 24.25	\$ 24.25
VEHICLE 88	\$ 24.25	\$ 24.25	\$ 24.25	\$ 24.25	\$ 24.25	\$ 24.25	\$ 24.25	\$ 24.25	\$ 24.25	\$ 24.25	\$ 24.25	\$ 24.25	\$ 24.25	\$ 24.25	\$ 291.00
VEHICLE 91	\$ 24.25	\$ 24.25	\$ 24.25	\$ 24.25	\$ 24.25	\$ 24.25	\$ 24.25	\$ 24.25	\$ 24.25	\$ 24.25	\$ 24.25	\$ 24.25	\$ 24.25	\$ 24.25	\$ 291.00
VEHICLE 92		\$ 24.25												\$ 24.25	
VEHICLE 95	\$ 24.25	\$ 24.25	\$ 24.25	\$ 24.25	\$ 24.25	\$ 24.25	\$ 24.25	\$ 24.25	\$ 24.25	\$ 24.25	\$ 24.25	\$ 24.25	\$ 24.25	\$ 24.25	\$ 291.00
VEHICLE 96	\$ 24.25	\$ 24.25	\$ 24.25	\$ 24.25	\$ 24.25									\$ 97.00	
VEHICLEVEHICLE 81	\$ 24.25	\$ 24.25	\$ 24.25	\$ 24.25	\$ 24.25	\$ 24.25	\$ 24.25	\$ 24.25	\$ 24.25	\$ 24.25	\$ 24.25	\$ 24.25	\$ 24.25	\$ 24.25	\$ 291.00
<b>Traffic Engineering</b>	\$ 23.50	\$ 23.50								\$ 23.50	\$ 23.50	\$ 23.50	\$ 23.50	\$ 23.50	\$ 141.00
10 VEHICLE	\$ 23.50	\$ 23.50													\$ 47.00
13 VEHICLE										\$ 23.50	\$ 23.50	\$ 23.50	\$ 23.50	\$ 23.50	\$ 94.00
<b>Water</b>	\$ 289.50	\$ 289.50	\$ 289.50	\$ 404.28	\$ 362.25	\$ 362.25	\$ 391.60	\$ 431.52	\$ 314.50	\$ 241.75	\$ 241.75	\$ 241.75	\$ 241.75	\$ 3,860.15	
G70020DE4082 117				\$ 42.03	\$ 24.25	\$ 24.25								\$ 90.53	
G75A20E2821E 131							\$ 24.80	\$ 24.00						\$ 48.80	
G76720E1EA4C 141								\$ 34.76						\$ 34.76	
G7C120E2A1A4 123							\$ 38.00	\$ 24.25						\$ 62.25	
G7D220E1E9F8 140								\$ 34.76	\$ 24.25					\$ 59.01	
G7F320E281B6 130							\$ 24.80							\$ 24.80	
G7FD20E2A198 120							\$ 38.00							\$ 38.00	
VEHICLE 09								\$ 23.50						\$ 23.50	
VEHICLE 109	\$ 24.25	\$ 24.25	\$ 24.25	\$ 24.25	\$ 24.25	\$ 24.25	\$ 24.25							\$ 145.50	



Data and Third Party Kbytes  
Price Plan Description

0  
(Multiple Items)

Sum of Total Current Charges		Column Labels												
Row Labels		Jan-17	Feb-17	Mar-17	Apr-17	May-17	Jun-17	Jul-17	Aug-17	Sep-17	Oct-17	Nov-17	Dec-17	Grand Total
VEHICLE 14	\$	23.50	\$ 23.50	\$ 23.50	\$ 23.50	\$ 23.50	\$ 23.50	\$ 23.50						\$ 141.00
VEHICLE 16	\$	23.50	\$ 23.50	\$ 23.50	\$ 23.50	\$ 23.50	\$ 23.50	\$ 23.50	\$ 23.50	\$ 23.50	\$ 23.50	\$ 23.50	\$ 23.50	\$ 282.00
VEHICLE 20					\$ 24.25	\$ 24.25	\$ 24.25							\$ 72.75
VEHICLE 22					\$ -									\$ -
VEHICLE 27	\$	24.25	\$ 24.25	\$ 24.25	\$ 24.25	\$ 24.25	\$ 24.25	\$ 24.25	\$ 24.25	\$ 24.25	\$ 24.25	\$ 24.25	\$ 24.25	\$ 291.00
VEHICLE 28	\$	24.25	\$ 24.25	\$ 24.25	\$ 24.25	\$ 24.25	\$ 24.25	\$ 24.25	\$ 24.25	\$ 24.25	\$ 24.25	\$ 24.25	\$ 24.25	\$ 291.00
VEHICLE 30					\$ 24.25									\$ 24.25
VEHICLE 34					\$ 24.25	\$ 24.25	\$ 24.25			\$ 24.25				\$ 97.00
VEHICLE 37	\$	24.25	\$ 24.25	\$ 24.25	\$ 24.25	\$ 24.25	\$ 24.25	\$ 24.25	\$ 24.25	\$ 24.25	\$ 24.25	\$ 24.25	\$ 24.25	\$ 291.00
VEHICLE 38	\$	24.25	\$ 24.25	\$ 24.25	\$ 24.25	\$ 24.25	\$ 24.25	\$ 24.25	\$ 24.25	\$ 24.25	\$ 24.25	\$ 24.25	\$ 24.25	\$ 291.00
VEHICLE 40	\$	24.25	\$ 24.25	\$ 24.25	\$ 24.25	\$ 24.25	\$ 24.25	\$ 24.25	\$ 24.25	\$ 24.25	\$ 24.25	\$ 24.25	\$ 24.25	\$ 291.00
VEHICLE 42								\$ -						\$ -
VEHICLE 47	\$	24.25	\$ 24.25	\$ 24.25	\$ 24.25	\$ 24.25	\$ 24.25	\$ 24.25	\$ 24.25	\$ 24.25	\$ 24.25	\$ 24.25	\$ 24.25	\$ 291.00
VEHICLE 52	\$	24.25	\$ 24.25	\$ 24.25	\$ 24.25	\$ 24.25	\$ 24.25	\$ 24.25	\$ 24.25	\$ 24.25	\$ 24.25	\$ 24.25	\$ 24.25	\$ 291.00
VEHICLE 54						\$ -								\$ -
VEHICLE 58								\$ 24.25	\$ 24.25					\$ 48.50
VEHICLE 69	\$	24.25	\$ 24.25	\$ 24.25	\$ 24.25	\$ 24.25	\$ 24.25	\$ 24.25	\$ 24.25	\$ 24.25	\$ 24.25	\$ 24.25	\$ 24.25	\$ 291.00
VEHICLE 73	\$	24.25	\$ 24.25	\$ 24.25	\$ 24.25	\$ 24.25	\$ 24.25	\$ 24.25	\$ 24.25	\$ 24.25	\$ 24.25	\$ 24.25	\$ 24.25	\$ 291.00
VEHICLE 75									\$ 24.25	\$ 24.25				\$ 48.50
<b>Grand Total</b>	<b>\$</b>	<b>2,739.47</b>	<b>\$ 2,170.98</b>	<b>\$ 2,629.25</b>	<b>\$ 2,308.28</b>	<b>\$ 2,041.40</b>	<b>\$ 2,854.39</b>	<b>\$ 2,582.85</b>	<b>\$ 2,507.52</b>	<b>\$ 2,168.25</b>	<b>\$ 2,264.75</b>	<b>\$ 1,992.35</b>	<b>\$ 3,465.92</b>	<b>\$ 29,725.41</b>

2018 Monthly  
Summary by Device



Data and Third Party Kbytes	0
Price Plan Description	(Multiple Items)

Sum of Total Current Charges Row Labels	Column Labels														Grand Total
	1/1/2018	2/1/2018	3/1/2018	4/1/2018	5/1/2018	6/1/2018	7/1/2018	8/1/2018	9/1/2018	10/1/2018	11/1/2018	12/1/2018			
<b>Animal</b>	<b>\$ 97.16</b>	<b>\$ 97.00</b>	<b>\$ 97.00</b>	<b>\$ 97.00</b>	<b>\$ 97.00</b>	<b>\$ 97.00</b>	<b>\$ 97.00</b>	<b>\$ 97.00</b>	<b>\$ 97.00</b>	<b>\$ 97.00</b>	<b>\$ 121.25</b>	<b>\$ 121.25</b>	<b>\$ 121.25</b>	<b>\$ 121.25</b>	<b>\$ 1,261.16</b>
G70A20DD57AE VEHICLE 48	\$ 24.29	\$ 24.25	\$ 24.25	\$ 24.25	\$ 24.25	\$ 24.25	\$ 24.25	\$ 24.25	\$ 24.25	\$ 24.25	\$ 24.25	\$ 24.25	\$ 24.25	\$ 24.25	\$ 291.04
G75520DD57F1 VEHICLE 47	\$ 24.29	\$ 24.25	\$ 24.25	\$ 24.25	\$ 24.25	\$ 24.25	\$ 24.25	\$ 24.25	\$ 24.25	\$ 24.25	\$ 24.25	\$ 24.25	\$ 24.25	\$ 24.25	\$ 291.04
G75B20DD57FF VEHICLE 46	\$ 24.29	\$ 24.25	\$ 24.25	\$ 24.25	\$ 24.25	\$ 24.25	\$ 24.25	\$ 24.25	\$ 24.25	\$ 24.25	\$ 24.25	\$ 24.25	\$ 24.25	\$ 24.25	\$ 291.04
G77B20DD6EE8 VEHICLE 38	\$ 24.29	\$ 24.25	\$ 24.25	\$ 24.25	\$ 24.25	\$ 24.25	\$ 24.25	\$ 24.25	\$ 24.25	\$ 24.25	\$ 24.25	\$ 24.25	\$ 24.25	\$ 24.25	\$ 291.04
G79420DD5831 VEHICLE 42											\$ 24.25	\$ 24.25	\$ 24.25	\$ 24.25	\$ 97.00
<b>Drainage</b>	<b>\$ 734.77</b>	<b>\$ 467.81</b>	<b>\$ 447.60</b>	<b>\$ 431.20</b>	<b>\$ 359.95</b>	<b>\$ 1,395.02</b>	<b>\$ 510.62</b>	<b>\$ 600.85</b>	<b>\$ 531.40</b>	<b>\$ 502.55</b>	<b>\$ 568.55</b>	<b>\$ 590.30</b>	<b>\$ 7,140.62</b>		
G70D20F3548E JEFFERSON PARISH DRAINAGE DEPARTMENT											\$ 21.00	\$ 21.00	\$ 42.00		
G71020F35691 JEFFERSON PARISH DRAINAGE DEPARTMENT							\$ 39.90	\$ 21.00	\$ 21.00	\$ 21.00	\$ 21.00	\$ 21.00	\$ 21.00	\$ 165.90	
G71E20F3569F JEFFERSON PARISH DRAINAGE DEPARTMENT								\$ 21.00	\$ 21.00	\$ 21.00				\$ 63.00	
G72020F012E2 JEFFERSON PARISH DRAINAGE DEPARTMENT		\$ 29.26	\$ 19.95	\$ 19.95	\$ 19.95	\$ 14.95	\$ 17.45	\$ 17.45	\$ 17.45	\$ 17.45	\$ 17.45	\$ 17.45	\$ 17.45	\$ 208.76	
G72120F354A2 JEFFERSON PARISH DRAINAGE DEPARTMENT						\$ 39.90	\$ 21.00	\$ 21.00	\$ 21.00	\$ 21.00	\$ 21.00	\$ 21.00	\$ 21.00	\$ 165.90	
G72520F355A5 JEFFERSON PARISH DRAINAGE DEPARTMENT									\$ 21.00					\$ 21.00	
G72620F012E4 JEFFERSON PARISH DRAINAGE DEPARTMENT		\$ 29.26	\$ 19.95											\$ 49.21	
G72920F013EC JEFFERSON PARISH DRAINAGE DEPARTMENT		\$ 29.26	\$ 19.95	\$ 19.95	\$ 19.95	\$ 14.95	\$ 17.45	\$ 17.45	\$ 17.45	\$ 17.45	\$ 17.45	\$ 17.45	\$ 17.45	\$ 208.76	
G72920F356A8 JEFFERSON PARISH DRAINAGE DEPARTMENT						\$ 39.90								\$ 39.90	
G72E20F356AF JEFFERSON PARISH DRAINAGE DEPARTMENT													\$ 21.00	\$ 21.00	
G73420F356B5 JEFFERSON PARISH DRAINAGE DEPARTMENT						\$ 39.90	\$ 21.00	\$ 21.00	\$ 21.00	\$ 21.00	\$ 21.00	\$ 21.00	\$ 21.00	\$ 165.90	
G74320F356C2 JEFFERSON PARISH DRAINAGE DEPARTMENT						\$ 39.90	\$ 21.00	\$ 21.00	\$ 21.00	\$ 21.00	\$ 21.00	\$ 21.00	\$ 21.00	\$ 165.90	
G74420F356C5 JEFFERSON PARISH DRAINAGE DEPARTMENT						\$ 39.90	\$ 21.00	\$ 21.00	\$ 21.00					\$ 102.90	
G74F20F0128D JEFFERSON PARISH DRAINAGE DEPARTMENT		\$ 29.26	\$ 19.95	\$ 19.95	\$ 19.95	\$ 15.37	\$ 17.45			\$ 17.45	\$ 17.45	\$ 17.45	\$ 17.45	\$ 174.28	
G74F20F356CE JEFFERSON PARISH DRAINAGE DEPARTMENT						\$ 39.90	\$ 21.00	\$ 21.00						\$ 81.90	
G75C20EC8E1E JEFFERSON PARISH DRAINAGE DEPARTMENT	\$ 19.99	\$ 19.95	\$ 19.95	\$ 19.95	\$ 19.95									\$ 99.79	
G76320EC9E31 JEFFERSON PARISH DRAINAGE DEPARTMENT										\$ 17.45	\$ 17.45	\$ 17.45	\$ 17.45	\$ 52.35	
G76D20EC9E3F JEFFERSON PARISH DRAINAGE DEPARTMENT	\$ 19.99	\$ 19.95	\$ 19.95	\$ 19.95	\$ 19.95									\$ 99.79	
G77020F356F1 JEFFERSON PARISH DRAINAGE DEPARTMENT												\$ 21.00	\$ 21.00	\$ 21.00	
G77C20F355FC JEFFERSON PARISH DRAINAGE DEPARTMENT										\$ 21.00	\$ 21.00			\$ 42.00	
G78620F35607 JEFFERSON PARISH DRAINAGE DEPARTMENT										\$ 21.00	\$ 21.00			\$ 42.00	
G78B20F3560A JEFFERSON PARISH DRAINAGE DEPARTMENT						\$ 39.90								\$ 39.90	
G78C20EC9BDD JEFFERSON PARISH DRAINAGE DEPARTMENT	\$ 19.99	\$ 19.95												\$ 39.94	
G79720F35616 JEFFERSON PARISH DRAINAGE DEPARTMENT						\$ 715.90	\$ 21.00	\$ 73.00	\$ 21.00	\$ 21.00	\$ 21.00	\$ 21.00	\$ 21.00	\$ 893.90	
G7A220F01367 JEFFERSON PARISH DRAINAGE DEPARTMENT		\$ 29.26	\$ 19.95											\$ 49.21	
G7A520F3572B JEFFERSON PARISH DRAINAGE DEPARTMENT						\$ 39.90	\$ 21.00	\$ 21.00	\$ 21.00	\$ 21.00	\$ 21.00	\$ 21.00	\$ 21.00	\$ 165.90	
G7A720F35424 JEFFERSON PARISH DRAINAGE DEPARTMENT						\$ 39.90								\$ 39.90	
G7AA20D9C998 VEHICLE 91	\$ 24.29	\$ 24.25	\$ 24.25	\$ 24.25	\$ 24.25	\$ 19.25	\$ 21.75	\$ 21.75	\$ 21.75	\$ 21.75	\$ 21.75	\$ 21.75	\$ 21.75	\$ 271.04	
G7B720F35537 JEFFERSON PARISH DRAINAGE DEPARTMENT						\$ 39.90	\$ 21.00	\$ 21.00	\$ 21.00	\$ 21.00				\$ 102.90	
G7BF20D9C98D VEHICLE 96	\$ 24.29	\$ 24.25	\$ 24.25	\$ 24.25	\$ 24.25	\$ 19.25	\$ 21.75	\$ 21.75	\$ 21.75	\$ 21.75	\$ 21.75	\$ 21.75	\$ 21.75	\$ 271.04	
G7C220F01406 JEFFERSON PARISH DRAINAGE DEPARTMENT		\$ 29.26	\$ 19.95	\$ 19.95	\$ 19.95	\$ 14.95	\$ 17.45	\$ 17.45						\$ 138.96	
G7C520EC8F98 JEFFERSON PARISH DRAINAGE DEPARTMENT	\$ 19.99	\$ 19.95												\$ 39.94	
G7DD20EC9D8E JEFFERSON PARISH DRAINAGE DEPARTMENT	\$ 19.99	\$ 19.95												\$ 39.94	
VEHICLE 02								\$ -						\$ -	
VEHICLE 03			\$ 23.50	\$ 23.50									\$ 22.50	\$ 22.50	\$ 92.00
VEHICLE 04	\$ 23.54	\$ 23.50	\$ 23.50	\$ 23.50	\$ 23.50	\$ 21.50	\$ 22.50	\$ 22.50	\$ 22.50	\$ 22.50	\$ 22.50	\$ 22.50	\$ 22.50	\$ 274.04	
VEHICLE 05	\$ 442.00													\$ 442.00	
VEHICLE 07			\$ -											\$ -	
VEHICLE 108	\$ 24.29	\$ 24.25	\$ 24.25	\$ 24.25	\$ 24.25	\$ 19.25	\$ 21.75	\$ 21.75	\$ 21.75	\$ 21.75	\$ 21.75	\$ 21.75	\$ 21.75	\$ 271.04	
VEHICLE 11			\$ -											\$ -	
VEHICLE 12			\$ 23.50	\$ 23.50	\$ 23.50	\$ 21.50	\$ 22.50	\$ 22.50	\$ 22.50	\$ 22.50	\$ 22.50	\$ 22.50	\$ 22.50	\$ 227.00	
VEHICLE 13			\$ -											\$ -	
VEHICLE 16			\$ -											\$ -	
VEHICLE 17			\$ -											\$ -	
VEHICLE 21			\$ -											\$ -	
VEHICLE 23					\$ -									\$ -	
VEHICLE 24			\$ -											\$ -	
VEHICLE 26			\$ -											\$ -	
VEHICLE 30	\$ 23.54	\$ 23.50	\$ 23.50	\$ 23.50	\$ 23.50	\$ 21.50	\$ 22.50	\$ 22.50	\$ 22.50	\$ 22.50	\$ 22.50	\$ 22.50	\$ 22.50	\$ 274.04	
VEHICLE 34							\$ 22.50	\$ 22.50	\$ 22.50	\$ 22.50	\$ 22.50	\$ 22.50	\$ 22.50	\$ 112.50	

Data and Third Party Kbytes	0
Price Plan Description	(Multiple Items)

Sum of Total Current Charges Row Labels	Column Labels												Grand Total	
	1/1/2018	2/1/2018	3/1/2018	4/1/2018	5/1/2018	6/1/2018	7/1/2018	8/1/2018	9/1/2018	10/1/2018	11/1/2018	12/1/2018		
VEHICLE 38							\$ 22.50	\$ 22.50	\$ 22.50	\$ 22.50	\$ 22.50	\$ 22.50	\$ 135.00	
VEHICLE 40				\$ 23.50						\$ 22.50	\$ 22.50	\$ 22.50	\$ 91.00	
VEHICLE 41							\$ (17.25)						\$ (17.25)	
VEHICLE 53			\$ -										\$ -	
VEHICLE 54	\$ 24.29	\$ 24.25	\$ 24.25	\$ 24.25	\$ 24.25	\$ 19.25	\$ 21.75	\$ 21.75	\$ 21.75	\$ 21.75	\$ 21.75	\$ 21.75	\$ 271.04	
VEHICLE 55			\$ 24.25	\$ 24.25	\$ 24.25		\$ 21.75	\$ 21.75	\$ 21.75	\$ 21.75	\$ 21.75	\$ 21.75	\$ 203.25	
VEHICLE 61							\$ (16.68)						\$ (16.68)	
VEHICLE 64							\$ -						\$ -	
VEHICLE 67			\$ 24.25	\$ 24.25			\$ 21.75	\$ 21.75	\$ 21.75				\$ 113.75	
VEHICLE 68								\$ 21.75	\$ 21.75	\$ 21.75	\$ 21.75	\$ 21.75	\$ 108.75	
VEHICLE 69	\$ 24.29	\$ 24.25	\$ 24.25	\$ 24.25	\$ 24.25					\$ 21.75	\$ 21.75	\$ 21.75	\$ 121.29	
VEHICLE 70							\$ -						\$ -	
VEHICLE 73							\$ -						\$ -	
VEHICLE 75						\$ 19.25							\$ 19.25	
VEHICLE 76	\$ 24.29	\$ 24.25	\$ 24.25	\$ 24.25	\$ 24.25	\$ 19.25	\$ 21.75	\$ 21.75	\$ 21.75	\$ 21.75	\$ 21.75	\$ 21.75	\$ 271.04	
VEHICLE 83												\$ 21.75	\$ 21.75	
<b>Engineering</b>	<b>\$ 127.70</b>	<b>\$ 153.00</b>	<b>\$ 153.00</b>	<b>\$ 127.50</b>	<b>\$ 153.00</b>	<b>\$ 153.00</b>	<b>\$ 153.00</b>	<b>\$ 153.00</b>	<b>\$ 153.00</b>	<b>\$ 153.00</b>	<b>\$ 231.50</b>	<b>\$ 178.50</b>	<b>\$ 153.00</b>	<b>\$ 1,889.20</b>
VEHICLE 01												\$ 25.50	\$ 25.50	
VEHICLE 03	\$ 25.54	\$ 25.50	\$ 25.50	\$ 25.50	\$ 25.50	\$ 25.50	\$ 25.50	\$ 25.50	\$ 25.50	\$ 25.50	\$ 25.50	\$ 25.50	\$ 25.50	\$ 306.04
VEHICLE 05	\$ 25.54	\$ 25.50	\$ 25.50	\$ 25.50	\$ 25.50	\$ 25.50	\$ 25.50	\$ 25.50	\$ 25.50	\$ 25.50	\$ 25.50	\$ 25.50	\$ 25.50	\$ 306.04
VEHICLE 07	\$ 25.54	\$ 25.50	\$ 25.50	\$ 25.50	\$ 25.50	\$ 25.50	\$ 25.50	\$ 25.50	\$ 25.50	\$ 25.50	\$ 25.50	\$ 25.50	\$ 25.50	\$ 306.04
VEHICLE 08		\$ 25.50	\$ 25.50		\$ 25.50	\$ 25.50	\$ 25.50	\$ 25.50	\$ 25.50	\$ 25.50	\$ 25.50	\$ 25.50	\$ 25.50	\$ 255.00
VEHICLE 09	\$ 25.54	\$ 25.50	\$ 25.50	\$ 25.50	\$ 25.50	\$ 25.50	\$ 25.50	\$ 25.50	\$ 25.50	\$ 25.50	\$ 25.50	\$ 25.50	\$ 25.50	\$ 280.54
VEHICLE 10	\$ 25.54	\$ 25.50	\$ 25.50	\$ 25.50	\$ 25.50	\$ 25.50	\$ 25.50	\$ 25.50	\$ 25.50	\$ 25.50	\$ 129.50	\$ 25.50	\$ 25.50	\$ 410.04
<b>Inspections - Engineering</b>	<b>\$ 51.08</b>	<b>\$ 51.00</b>	<b>\$ 51.00</b>	<b>\$ 51.00</b>	<b>\$ 51.00</b>	<b>\$ 51.00</b>	<b>\$ 76.50</b>	<b>\$ 51.00</b>	<b>\$ 51.00</b>	<b>\$ 51.00</b>	<b>\$ 396.36</b>	<b>\$ 226.60</b>	<b>\$ 226.60</b>	<b>\$ 1,334.14</b>
G75F20F479F0 JEFFERSON PARISH ENGINEERING / INSPECTION- EB											\$ 43.17	\$ 21.95	\$ 21.95	\$ 87.07
G77120F46ECB JEFFERSON PARISH ENGINEERING / INSPECTION- EB											\$ 43.17	\$ 21.95	\$ 21.95	\$ 87.07
G78420F47729 JEFFERSON PARISH ENGINEERING / INSPECTION- EB											\$ 43.17	\$ 21.95	\$ 21.95	\$ 87.07
G79220F47A3C JEFFERSON PARISH ENGINEERING / INSPECTION- EB											\$ 43.17	\$ 21.95	\$ 21.95	\$ 87.07
G79820F47A36 JEFFERSON PARISH ENGINEERING / INSPECTION- EB											\$ 43.17	\$ 21.95	\$ 21.95	\$ 87.07
G7A220F47A0C JEFFERSON PARISH ENGINEERING / INSPECTION- EB											\$ 43.17	\$ 21.95	\$ 21.95	\$ 87.07
G7B420F47A1A JEFFERSON PARISH ENGINEERING / INSPECTION- EB											\$ 43.17	\$ 21.95	\$ 21.95	\$ 87.07
G7E820F47844 JEFFERSON PARISH ENGINEERING / INSPECTION- EB											\$ 43.17	\$ 21.95	\$ 21.95	\$ 87.07
VEHICLE 02	\$ 25.54	\$ 25.50	\$ 25.50	\$ 25.50	\$ 25.50	\$ 25.50	\$ 25.50	\$ 25.50	\$ 25.50	\$ 25.50	\$ 25.50	\$ 25.50	\$ 25.50	\$ 306.04
VEHICLE 04							\$ 25.50							\$ 25.50
VEHICLE 05	\$ 25.54	\$ 25.50	\$ 25.50	\$ 25.50	\$ 25.50	\$ 25.50	\$ 25.50	\$ 25.50	\$ 25.50	\$ 25.50	\$ 25.50	\$ 25.50	\$ 25.50	\$ 306.04
<b>Juvenile Services</b>				<b>\$ 166.00</b>	<b>\$ 20.75</b>									<b>\$ 186.75</b>
G75520F3088A JEFFERSON PARISH JUVENILE COURT				\$ 20.75	\$ 20.75									\$ 41.50
G76D20F308B2 JEFFERSON PARISH JUVENILE COURT				\$ 20.75										\$ 20.75
G77120F308AE JEFFERSON PARISH JUVENILE COURT				\$ 20.75										\$ 20.75
G7B520F30969 JEFFERSON PARISH JUVENILE COURT				\$ 20.75										\$ 20.75
G7C220F3091E JEFFERSON PARISH JUVENILE COURT				\$ 20.75										\$ 20.75
G7C320F3091F JEFFERSON PARISH JUVENILE COURT				\$ 20.75										\$ 20.75
G7C520F30919 JEFFERSON PARISH JUVENILE COURT				\$ 20.75										\$ 20.75
G7EC20F30930 JEFFERSON PARISH JUVENILE COURT				\$ 20.75										\$ 20.75
<b>Library</b>	<b>\$ 24.29</b>	<b>\$ 24.25</b>	<b>\$ 24.25</b>	<b>\$ 24.25</b>	<b>\$ 24.25</b>	<b>\$ 24.25</b>	<b>\$ 48.50</b>	<b>\$ 49.45</b>	<b>\$ 48.50</b>	<b>\$ 48.50</b>	<b>\$ 24.25</b>	<b>\$ 648.50</b>	<b>\$ 114.35</b>	<b>\$ 1,103.34</b>
G70420F56DBE JEFFERSON PARISH EAST BANK LIBRARY												\$ 30.00	\$ 30.00	\$ 30.00
G71220F564A3 JEFFERSON PARISH EAST BANK LIBRARY												\$ 30.00	\$ 30.00	\$ 30.00
G71620F56DAC JEFFERSON PARISH EAST BANK LIBRARY												\$ 30.00	\$ 30.00	\$ 30.00
G71720F56DAD JEFFERSON PARISH EAST BANK LIBRARY												\$ 30.00	\$ 30.00	\$ 30.00
G72020F56D9A JEFFERSON PARISH EAST BANK LIBRARY												\$ 30.00	\$ 30.00	\$ 30.00
G72120F56D9B JEFFERSON PARISH EAST BANK LIBRARY												\$ 30.00	\$ 30.00	\$ 30.00
G72420F56D9E JEFFERSON PARISH EAST BANK LIBRARY												\$ 30.00	\$ 30.00	\$ 30.00
G72520F56D9F JEFFERSON PARISH EAST BANK LIBRARY												\$ 30.00	\$ 30.00	\$ 30.00
G72720F56D9D JEFFERSON PARISH EAST BANK LIBRARY												\$ 30.00	\$ 21.95	\$ 51.95
G74520F56DFF JEFFERSON PARISH EAST BANK LIBRARY												\$ 30.00	\$ 30.00	\$ 30.00
G74C20F56DF6 JEFFERSON PARISH EAST BANK LIBRARY												\$ 30.00	\$ 30.00	\$ 30.00

Data and Third Party Kbytes	0
Price Plan Description	(Multiple Items)

Sum of Total Current Charges Row Labels	Column Labels												Grand Total		
	1/1/2018	2/1/2018	3/1/2018	4/1/2018	5/1/2018	6/1/2018	7/1/2018	8/1/2018	9/1/2018	10/1/2018	11/1/2018	12/1/2018			
G74D20F56DF7 JEFFERSON PARISH EAST BANK LIBRARY													\$ 30.00	\$ 30.00	
G75320F56AEC JEFFERSON PARISH EAST BANK LIBRARY													\$ 30.00	\$ 30.00	
G75B20F56DE1 JEFFERSON PARISH EAST BANK LIBRARY													\$ 30.00	\$ 21.95	\$ 51.95
G75D20F56DE7 JEFFERSON PARISH EAST BANK LIBRARY													\$ 30.00	\$ 30.00	
G76520F56DDF JEFFERSON PARISH EAST BANK LIBRARY													\$ 30.00	\$ 30.00	
G78D20F56E36 JEFFERSON PARISH EAST BANK LIBRARY													\$ 30.00	\$ 30.00	
G7CA20F0839F JEFFERSON PARISH EAST BANK LIBRARY								\$ 25.20					\$ 25.20	\$ 25.20	
G7EB20F56E50 JEFFERSON PARISH EAST BANK LIBRARY													\$ 30.00	\$ 30.00	
G7F120F56E4A JEFFERSON PARISH EAST BANK LIBRARY													\$ 30.00	\$ 30.00	
G7FC20F56D46 JEFFERSON PARISH EAST BANK LIBRARY													\$ 30.00	\$ 21.95	\$ 51.95
VEHICLE 02									\$ 24.25	\$ 24.25			\$ 48.50	\$ 48.50	
VEHICLE 06							\$ 24.25						\$ 24.25	\$ 24.25	\$ 72.75
VEHICLE 18	\$	24.29	\$ 24.25	\$ 24.25	\$ 24.25	\$ 24.25	\$ 24.25	\$ 24.25	\$ 24.25	\$ 24.25	\$ 24.25	\$ 24.25	\$ 24.25	\$ 24.25	\$ 291.04
<b>Parkways</b>	<b>\$</b>	<b>361.85</b>	<b>\$ 315.25</b>	<b>\$ 363.75</b>	<b>\$ 363.75</b>	<b>\$ 363.75</b>	<b>\$ 504.75</b>	<b>\$ 105.30</b>	<b>\$ 1,110.50</b>	<b>\$ 21.75</b>	<b>\$ 87.00</b>	<b>\$ 87.00</b>	<b>\$ 87.00</b>	<b>\$ 87.00</b>	<b>\$ 3,771.65</b>
03 PARKWAYS	\$	24.29	\$ 24.25	\$ 24.25	\$ 24.25	\$ 24.25	\$ 55.25	\$ (4.20)							\$ 172.34
07 PARKWAYS				\$ 24.25	\$ 24.25	\$ 24.25	\$ 55.25	\$ (4.20)							\$ 123.80
09 PARKWAYS	\$	24.29	\$ 24.25	\$ 24.25	\$ 24.25	\$ 24.25	\$ 55.25	\$ (4.20)							\$ 172.34
11 PARKWAYS	\$	24.29	\$ 24.25	\$ 24.25	\$ 24.25	\$ 24.25	\$ 55.25	\$ 17.55	\$ 21.75	\$ (14.50)					\$ 201.34
12 PARKWAYS	\$	24.29	\$ 24.25	\$ 24.25	\$ 24.25	\$ 24.25	\$ 55.25	\$ (4.20)							\$ 172.34
13 PARKWAYS	\$	24.29	\$ 24.25	\$ 24.25	\$ 24.25	\$ 24.25	\$ 55.25	\$ (4.20)							\$ 172.34
G70920F34A94 JEFFERSON PARISH PARKWAYS DEPARTMENT									\$ 24.50						\$ 24.50
G70920F34B93 JEFFERSON PARISH PARKWAYS DEPARTMENT									\$ 24.50						\$ 24.50
G71220F34A8F JEFFERSON PARISH PARKWAYS DEPARTMENT									\$ 24.50						\$ 24.50
G72D20F34BB7 JEFFERSON PARISH PARKWAYS DEPARTMENT									\$ 24.50						\$ 24.50
G72F20F34AB2 JEFFERSON PARISH PARKWAYS DEPARTMENT									\$ 24.50						\$ 24.50
G74220F34ADF JEFFERSON PARISH PARKWAYS DEPARTMENT									\$ 24.50						\$ 24.50
G74220F34BD8 JEFFERSON PARISH PARKWAYS DEPARTMENT									\$ 24.50						\$ 24.50
G75220F34BC8 JEFFERSON PARISH PARKWAYS DEPARTMENT									\$ 24.50						\$ 24.50
G75920F34BC3 JEFFERSON PARISH PARKWAYS DEPARTMENT									\$ 24.50						\$ 24.50
G75E20F34BC4 JEFFERSON PARISH PARKWAYS DEPARTMENT									\$ 24.50						\$ 24.50
G76120F34BFB JEFFERSON PARISH PARKWAYS DEPARTMENT									\$ 24.50						\$ 24.50
G76220F34BF8 JEFFERSON PARISH PARKWAYS DEPARTMENT									\$ 24.50						\$ 24.50
G76420F34AF9 JEFFERSON PARISH PARKWAYS DEPARTMENT									\$ 24.50						\$ 24.50
G76620F347F8 JEFFERSON PARISH PARKWAYS DEPARTMENT									\$ 24.50						\$ 24.50
G76C20F34AF1 JEFFERSON PARISH PARKWAYS DEPARTMENT									\$ 24.50						\$ 24.50
G76D20F34CF6 JEFFERSON PARISH PARKWAYS DEPARTMENT									\$ 24.50						\$ 24.50
G77220F348ED JEFFERSON PARISH PARKWAYS DEPARTMENT									\$ 24.50						\$ 24.50
G78020F34D18 JEFFERSON PARISH PARKWAYS DEPARTMENT									\$ 24.50						\$ 24.50
G79820F34508 JEFFERSON PARISH PARKWAYS DEPARTMENT									\$ 24.50						\$ 24.50
G79920F34806 JEFFERSON PARISH PARKWAYS DEPARTMENT									\$ 24.50						\$ 24.50
G7A420F35023 JEFFERSON PARISH PARKWAYS DEPARTMENT									\$ 24.50						\$ 24.50
G7B420F35033 JEFFERSON PARISH PARKWAYS DEPARTMENT									\$ 24.50						\$ 24.50
G7BA20F3503D JEFFERSON PARISH PARKWAYS DEPARTMENT									\$ 24.50						\$ 24.50
G7BB20F3503C JEFFERSON PARISH PARKWAYS DEPARTMENT									\$ 24.50						\$ 24.50
G7BC20F3503B JEFFERSON PARISH PARKWAYS DEPARTMENT									\$ 24.50						\$ 24.50
G7BE20F35039 JEFFERSON PARISH PARKWAYS DEPARTMENT									\$ 24.50						\$ 24.50
G7C820F3504F JEFFERSON PARISH PARKWAYS DEPARTMENT									\$ 24.50						\$ 24.50
G7CA20F3504D JEFFERSON PARISH PARKWAYS DEPARTMENT									\$ 24.50						\$ 24.50
G7CB20F3504C JEFFERSON PARISH PARKWAYS DEPARTMENT									\$ 24.50						\$ 24.50
G7CC20F3504B JEFFERSON PARISH PARKWAYS DEPARTMENT									\$ 24.50						\$ 24.50
G7D520F35052 JEFFERSON PARISH PARKWAYS DEPARTMENT									\$ 24.50						\$ 24.50
G7D920F3505E JEFFERSON PARISH PARKWAYS DEPARTMENT									\$ 24.50						\$ 24.50
G7DC20F3505B JEFFERSON PARISH PARKWAYS DEPARTMENT									\$ 24.50						\$ 24.50
G7DF20F35058 JEFFERSON PARISH PARKWAYS DEPARTMENT									\$ 24.50						\$ 24.50
G7E020F34B7A JEFFERSON PARISH PARKWAYS DEPARTMENT									\$ 24.50						\$ 24.50
G7E420F35063 JEFFERSON PARISH PARKWAYS DEPARTMENT									\$ 24.50						\$ 24.50
G7EA20F34976 JEFFERSON PARISH PARKWAYS DEPARTMENT									\$ 24.50						\$ 24.50

Data and Third Party Kbytes	0
Price Plan Description	(Multiple Items)

Sum of Total Current Charges Row Labels	Column Labels												Grand Total	
	1/1/2018	2/1/2018	3/1/2018	4/1/2018	5/1/2018	6/1/2018	7/1/2018	8/1/2018	9/1/2018	10/1/2018	11/1/2018	12/1/2018		
G7EB20F3506C JEFFERSON PARISH PARKWAYS DEPARTMENT								\$ 24.50					\$ 24.50	
G7EC20F3506B JEFFERSON PARISH PARKWAYS DEPARTMENT								\$ 24.50					\$ 24.50	
G7F120F34D69 JEFFERSON PARISH PARKWAYS DEPARTMENT								\$ 24.50					\$ 24.50	
VEHICLE 23	\$	24.29	\$ 24.25	\$ 24.25	\$ 24.25	\$ 24.25	\$ 19.25	\$ 21.75	\$ 21.75	\$ (14.50)			\$ 169.54	
VEHICLE 25	\$	24.29	\$ 24.25	\$ 24.25	\$ 24.25	\$ 24.25	\$ 19.25	\$ -					\$ 140.54	
VEHICLE 26	\$	24.29	\$ 24.25	\$ 24.25	\$ 24.25	\$ 24.25	\$ 19.25	\$ -					\$ 140.54	
VEHICLE 27	\$	24.29	\$ 24.25	\$ 24.25	\$ 24.25	\$ 24.25	\$ 19.25	\$ 21.75	\$ 21.75	\$ (14.50)			\$ 169.54	
VEHICLE 30			\$ 24.25	\$ 24.25	\$ 24.25	\$ 24.25	\$ 19.25	\$ -					\$ 92.00	
VEHICLE 38	\$	24.29	\$ 24.25	\$ 24.25	\$ 24.25	\$ 24.25	\$ 19.25	\$ -					\$ 140.54	
VEHICLE 88	\$	39.65	\$ 24.25	\$ 24.25	\$ 24.25	\$ 24.25	\$ 19.25	\$ 21.75	\$ 21.75	\$ 21.75	\$ 21.75	\$ 21.75	\$ 286.40	
VEHICLE 91	\$	39.65	\$ 24.25	\$ 24.25	\$ 24.25	\$ 24.25	\$ 19.25	\$ 21.75	\$ 21.75	\$ 21.75	\$ 21.75	\$ 21.75	\$ 286.40	
VEHICLE 95	\$	39.65	\$ 24.25	\$ 24.25	\$ 24.25	\$ 24.25	\$ 19.25	\$ 21.75	\$ 21.75	\$ 21.75	\$ 21.75	\$ 21.75	\$ 286.40	
VEHICLE 97											\$ 21.75	\$ 21.75	\$ 65.25	
<b>PMZ-QOL</b>	\$	<b>21.04</b>	\$ <b>21.00</b>	\$ <b>21.00</b>	\$ <b>42.00</b>	\$ <b>21.00</b>	\$ <b>21.00</b>	\$ <b>21.00</b>	\$ <b>21.00</b>	\$ <b>21.00</b>	\$ <b>21.00</b>	\$ <b>21.00</b>	\$ <b>252.04</b>	
G79520E8C895 JEFFERSON PARISH PMZ-QOL WEED CONTROL				\$ 21.00									\$ 21.00	
G7B720E8C7B6 JEFFERSON PARISH PMZ-QOL WEED CONTROL										\$ 21.00	\$ 21.00	\$ 21.00	\$ 63.00	
G7F520E8C8F5 JEFFERSON PARISH PMZ-QOL WEED CONTROL	\$	21.04	\$ 21.00	\$ 21.00	\$ 21.00	\$ 21.00	\$ 21.00	\$ 21.00	\$ 21.00		\$ 21.00	\$ 21.00	\$ 168.04	
<b>PW Central</b>	\$	<b>77.22</b>	\$ <b>97.76</b>	\$ <b>97.76</b>	\$ <b>97.76</b>	\$ <b>97.76</b>	\$ <b>97.76</b>	\$ <b>72.93</b>	\$ <b>72.93</b>	\$ <b>72.93</b>	\$ <b>97.24</b>	\$ <b>97.24</b>	\$ <b>97.24</b>	\$ <b>1,076.53</b>
VEHICLE 02	\$	25.74	\$ 24.44	\$ 24.44	\$ 24.44	\$ 24.44	\$ 24.44	\$ 24.31	\$ 24.31	\$ 24.31	\$ 24.31	\$ 24.31	\$ 293.80	
VEHICLE 03	\$	25.74	\$ 24.44	\$ 24.44	\$ 24.44	\$ 24.44	\$ 24.44	\$ 24.31	\$ 24.31	\$ 24.31	\$ 24.31	\$ 24.31	\$ 293.80	
VEHICLE 04			\$ 24.44	\$ 24.44	\$ 24.44	\$ 24.44	\$ 24.44	\$ 24.31	\$ 24.31	\$ 24.31	\$ 24.31	\$ 24.31	\$ 268.06	
VEHICLE 05	\$	25.74	\$ 24.44	\$ 24.44	\$ 24.44	\$ 24.44	\$ 24.44				\$ 24.31	\$ 24.31	\$ 220.87	
<b>SCADA</b>	\$	-											\$ -	
VEHICLE 01	\$	-											\$ -	
<b>Sewerage</b>	\$	<b>218.61</b>	\$ <b>242.50</b>	\$ <b>194.00</b>	\$ <b>241.75</b>	\$ <b>266.00</b>	\$ <b>242.50</b>	\$ <b>242.50</b>	\$ <b>173.25</b>	\$ <b>261.75</b>	\$ <b>546.55</b>	\$ <b>379.67</b>	\$ <b>525.55</b>	\$ <b>3,534.63</b>
G70820F46CB0 JEFFERSON PARISH SEWERAGE DEPT.											\$ 21.95	\$ 21.95	\$ 43.90	
G70E20DD6396 VEHICLE 28	\$	24.29	\$ 24.25	\$ 24.25	\$ 24.25	\$ 24.25	\$ 24.25	\$ 24.25	\$ 19.25	\$ 21.75	\$ 21.75	\$ (19.58)	\$ 212.96	
G72520DD62BA VEHICLE 37							\$ 24.25	\$ 24.25	\$ 19.25	\$ 21.75	\$ 21.75	\$ (19.58)	\$ 91.67	
G72720F46B9E JEFFERSON PARISH SEWERAGE DEPT.										\$ 43.90	\$ 21.95	\$ 21.95	\$ 87.80	
G74020D644FE VEHICLE 18								\$ 19.25	\$ 21.75	\$ 21.75	\$ 21.75	\$ 21.75	\$ 106.25	
G74020E2A026 82			\$ 24.25									\$ 21.75	\$ 46.00	
G74220D644FC VEHICLE 17											\$ 21.75	\$ 21.75	\$ 43.50	
G74320E2A82D VEHICLE 72	\$	24.29											\$ 24.29	
G74A20F46EF0 JEFFERSON PARISH SEWERAGE DEPT.										\$ 43.90	\$ 21.95	\$ 21.95	\$ 87.80	
G75320E2A83D VEHICLE 71	\$	24.29	\$ 24.25	\$ 24.25	\$ 24.25	\$ 24.25	\$ 24.25	\$ 24.25	\$ 19.25	\$ 21.75	\$ 21.75	\$ 21.75	\$ 276.04	
G76620DD63FE VEHICLE 35			\$ 24.25	\$ 24.25	\$ 24.25	\$ 24.25	\$ 24.25	\$ 24.25	\$ 19.25	\$ 21.75	\$ 21.75	\$ 21.75	\$ 251.75	
G76720DD63FF VEHICLE 34				\$ 24.25	\$ 24.25		\$ 24.25						\$ 72.75	
G76D20DD63F5 VEHICLE 33	\$	24.29	\$ 24.25	\$ 24.25	\$ 24.25	\$ 24.25	\$ 24.25	\$ 24.25		\$ 21.75	\$ 21.75	\$ (19.58)	\$ 193.71	
G76F20E2A801 VEHICLE 68	\$	24.29	\$ 24.25										\$ 48.54	
G77120DD63E9 VEHICLE 25					\$ 24.25					\$ 21.75	\$ 21.75	\$ 21.75	\$ 89.50	
G77420DD63EC VEHICLE 32	\$	24.29	\$ 24.25	\$ 24.25	\$ 24.25	\$ 24.25	\$ 24.25	\$ 24.25	\$ 19.25	\$ 21.75	\$ 21.75	\$ 21.75	\$ 276.04	
G77720DD51D9 VEHICLE 44	\$	24.29	\$ 24.25	\$ 24.25	\$ 24.25	\$ 24.25	\$ 24.25	\$ 24.25	\$ 19.25	\$ 21.75	\$ 21.75	\$ 21.75	\$ 276.04	
G78D20F56933 JEFFERSON PARISH SEWERAGE DEPT.											\$ 42.44	\$ 21.95	\$ 64.39	
G79320E2A7FC VEHICLE 65	\$	24.29	\$ 24.25	\$ 24.25	\$ 24.25	\$ 24.25	\$ 24.25						\$ 145.54	
G79520DD640C VEHICLE 31								\$ 19.25	\$ 21.75	\$ 21.75	\$ (19.58)		\$ 43.17	
G79D20F56923 JEFFERSON PARISH SEWERAGE DEPT.											\$ 42.44	\$ 21.95	\$ 64.39	
G7B120F5690F JEFFERSON PARISH SEWERAGE DEPT.											\$ 42.44	\$ 21.95	\$ 64.39	
G7B220DD511C VEHICLE 42	\$	24.29	\$ 24.25	\$ 24.25	\$ 24.25	\$ 24.25	\$ 24.25	\$ 24.25	\$ 19.25	\$ 21.75	\$ 21.75	\$ 21.75	\$ 276.04	
G7BC20F46D07 JEFFERSON PARISH SEWERAGE DEPT.										\$ 43.90	\$ 21.95	\$ 21.95	\$ 87.80	
G7BC20F56902 JEFFERSON PARISH SEWERAGE DEPT.										\$ 42.44	\$ 21.95	\$ 21.95	\$ 64.39	
G7C420DD635C VEHICLE 23							\$ 24.25	\$ 24.25					\$ 48.50	
G7D520F56868 JEFFERSON PARISH SEWERAGE DEPT.											\$ 42.44	\$ 21.95	\$ 64.39	
G7DE20F46E64 JEFFERSON PARISH SEWERAGE DEPT.										\$ 43.90	\$ 21.95	\$ 21.95	\$ 87.80	
G7EB20F46E51 JEFFERSON PARISH SEWERAGE DEPT.										\$ 43.90	\$ 21.95	\$ 21.95	\$ 87.80	
G7F120F46E4B JEFFERSON PARISH SEWERAGE DEPT.										\$ 43.90	\$ 21.95	\$ 21.95	\$ 87.80	
G7F520DD636D VEHICLE 20												\$ 21.75	\$ 21.75	
G7F720F46E4D JEFFERSON PARISH SEWERAGE DEPT.										\$ 43.90	\$ 21.95	\$ 21.95	\$ 87.80	



Data and Third Party Kbytes	0
Price Plan Description	(Multiple Items)

Sum of Total Current Charges Row Labels	Column Labels													Grand Total		
	1/1/2018	2/1/2018	3/1/2018	4/1/2018	5/1/2018	6/1/2018	7/1/2018	8/1/2018	9/1/2018	10/1/2018	11/1/2018	12/1/2018				
G7F820F56946 JEFFERSON PARISH SEWERAGE DEPT.														\$ 42.44	\$ 21.95	\$ 64.39
VEHICLE 01														\$ (21.00)		\$ (21.00)
VEHICLE 04																\$ 69.50
VEHICLE 05				\$ 23.50	\$ 23.50						\$ 22.50					\$ (21.00)
VEHICLE 07																\$ (21.00)
VEHICLE 08																\$ (21.00)
VEHICLE 09																\$ (21.00)
VEHICLE 10															\$ 22.50	\$ 22.50
VEHICLE 11														\$ (19.50)		\$ (19.50)
<b>Streets</b>	<b>\$</b>	<b>1,055.23</b>	<b>\$ 734.30</b>	<b>\$ 768.60</b>	<b>\$ 929.20</b>	<b>\$ 954.08</b>	<b>\$ 984.10</b>	<b>\$ 2,857.82</b>	<b>\$ 1,609.20</b>	<b>\$ 1,238.95</b>	<b>\$ 1,308.75</b>	<b>\$ 1,291.30</b>	<b>\$ 889.95</b>	<b>\$ 14,621.48</b>		
02 STREETS	\$	25.54	\$ 20.30	\$ 21.00	\$ 27.56	\$ 24.25	\$ 24.25	\$ 24.25	\$ 24.25	\$ (2.50)						\$ 164.65
06 STREETS	\$	25.54	\$ 20.30	\$ 21.00	\$ 27.56	\$ 24.25	\$ 24.25	\$ 24.25	\$ 24.25	\$ (2.50)						\$ 164.65
10 STREETS	\$	25.54	\$ 20.30	\$ 21.00	\$ 27.56	\$ 24.25	\$ 24.25	\$ -								\$ 142.90
16 STREETS	\$	25.54	\$ 20.30	\$ 21.00	\$ 27.56	\$ 24.25	\$ 24.25	\$ -								\$ 142.90
17 STREETS	\$	25.54	\$ 20.30	\$ 21.00	\$ 27.56	\$ 24.25	\$ 24.25	\$ -								\$ 142.90
18 STREETS	\$	25.54	\$ 20.30	\$ 21.00	\$ 27.56	\$ 24.25	\$ 24.25	\$ 24.25	\$ (2.50)							\$ 164.65
19 STREETS			\$ 20.30	\$ 21.00	\$ 27.56	\$ 24.25	\$ 24.25	\$ -								\$ 117.36
20 STREETS					\$ 24.25	\$ 24.25	\$ -									\$ 48.50
22 STREETS	\$	25.54	\$ 20.30	\$ 21.00	\$ 27.56	\$ 24.25	\$ 24.25	\$ 24.25	\$ (2.50)							\$ 164.65
23 STREETS	\$	25.54	\$ 20.30	\$ 21.00	\$ 27.56	\$ 24.25	\$ 24.25	\$ 24.25	\$ (2.50)							\$ 164.65
31 STREETS			\$ 20.30	\$ 21.00	\$ 27.56	\$ 24.25	\$ 24.25	\$ -								\$ 117.36
G70120F08253 JEFFERSON PARISH STREETS DEPARTMENT								\$ 22.68	\$ 12.95	\$ 17.45	\$ 17.45	\$ 17.45	\$ 17.45	\$ 17.45	\$ 17.45	\$ 105.43
G70320F318CC JEFFERSON PARISH STREETS DEPARTMENT									\$ 32.57	\$ 17.45	\$ 17.45	\$ 17.45	\$ 17.45	\$ 17.45	\$ 17.45	\$ 102.37
G70420F31AC9 JEFFERSON PARISH STREETS DEPARTMENT									\$ 32.57							\$ 32.57
G70620F07F57 JEFFERSON PARISH STREETS DEPARTMENT								\$ 22.68	\$ 12.95							\$ 35.63
G70820F0825A JEFFERSON PARISH STREETS DEPARTMENT								\$ 22.68	\$ 12.95							\$ 35.63
G70920EC5196 JEFFERSON PARISH STREETS DEPARTMENT	\$	19.99	\$ 19.95	\$ 19.95	\$ 19.95	\$ 19.95	\$ 19.95	\$ 19.95	\$ 14.95							\$ 154.64
G70B20EC5194 JEFFERSON PARISH STREETS DEPARTMENT	\$	19.99									\$ 17.45	\$ 17.45	\$ 17.45			\$ 72.34
G70B20F08259 JEFFERSON PARISH STREETS DEPARTMENT								\$ 22.68	\$ 12.95							\$ 35.63
G70D20F07F5C JEFFERSON PARISH STREETS DEPARTMENT								\$ 22.68	\$ 12.95							\$ 35.63
G70D20F31AC0 JEFFERSON PARISH STREETS DEPARTMENT									\$ 32.57							\$ 32.57
G71520F35290 JEFFERSON PARISH STREETS DEPARTMENT								\$ 22.68	\$ 12.95	\$ 17.45	\$ 17.45	\$ 17.45	\$ 17.45	\$ 17.45	\$ 17.45	\$ 105.43
G71820EC5187 JEFFERSON PARISH STREETS DEPARTMENT	\$	19.99	\$ 19.95	\$ 19.95	\$ 19.95	\$ 19.95	\$ 19.95	\$ 19.95	\$ 14.95	\$ 17.45	\$ 17.45	\$ 17.45				\$ 206.99
G71A20F0804A JEFFERSON PARISH STREETS DEPARTMENT								\$ 22.68	\$ 12.95							\$ 35.63
G71A20F3529F JEFFERSON PARISH STREETS DEPARTMENT								\$ 22.68	\$ 12.95	\$ 17.45	\$ 17.45	\$ 17.45				\$ 87.98
G71C20F0824E JEFFERSON PARISH STREETS DEPARTMENT								\$ 22.68	\$ 12.95	\$ 17.45	\$ 17.45	\$ 17.45				\$ 87.98
G71D20EC5182 JEFFERSON PARISH STREETS DEPARTMENT	\$	19.99														\$ 19.99
G71D20F0824F JEFFERSON PARISH STREETS DEPARTMENT								\$ 22.68	\$ 12.95							\$ 35.63
G71E20F319D2 JEFFERSON PARISH STREETS DEPARTMENT									\$ 32.57							\$ 32.57
G71E20F3529B JEFFERSON PARISH STREETS DEPARTMENT								\$ 22.68	\$ 12.95	\$ 17.45	\$ 17.45	\$ 17.45	\$ 17.45	\$ 17.45	\$ 17.45	\$ 105.43
G71F20EC5180 JEFFERSON PARISH STREETS DEPARTMENT	\$	19.99									\$ 17.45	\$ 17.45	\$ 17.45	\$ 17.45	\$ 17.45	\$ 72.34
G72020F352A5 JEFFERSON PARISH STREETS DEPARTMENT								\$ 22.68	\$ 12.95	\$ 17.45	\$ 17.45	\$ 17.45				\$ 87.98
G72220F352A7 JEFFERSON PARISH STREETS DEPARTMENT								\$ 22.68	\$ 12.95	\$ 17.45	\$ 17.45	\$ 17.45				\$ 87.98
G72420F352A1 JEFFERSON PARISH STREETS DEPARTMENT								\$ 22.68	\$ 12.95	\$ 17.45	\$ 17.45	\$ 17.45	\$ 17.45	\$ 17.45	\$ 17.45	\$ 105.43
G72720F352A2 JEFFERSON PARISH STREETS DEPARTMENT								\$ 22.68	\$ 12.95	\$ 17.45	\$ 17.45	\$ 17.45				\$ 87.98
G72B20F08178 JEFFERSON PARISH STREETS DEPARTMENT								\$ 22.68	\$ 12.95							\$ 35.63
G72E20EC51B1 JEFFERSON PARISH STREETS DEPARTMENT	\$	19.99	\$ 19.95	\$ 19.95	\$ 19.95	\$ 19.95	\$ 19.95	\$ 19.95	\$ 14.95	\$ 17.45	\$ 17.45	\$ 17.45				\$ 206.99
G73020EC51AF JEFFERSON PARISH STREETS DEPARTMENT	\$	19.99	\$ 19.95	\$ 19.95	\$ 19.95	\$ 19.95	\$ 19.95	\$ 19.95	\$ 14.95							\$ 154.64
G73120F08263 JEFFERSON PARISH STREETS DEPARTMENT								\$ 22.68	\$ 12.95	\$ 17.45	\$ 17.45	\$ 17.45				\$ 87.98
G73720F07C9B JEFFERSON PARISH STREETS DEPARTMENT								\$ 22.68	\$ 12.95				\$ 17.45			\$ 53.08
G73720F08265 JEFFERSON PARISH STREETS DEPARTMENT								\$ 22.68	\$ 12.95		\$ 17.45					\$ 53.08
G73A20F08268 JEFFERSON PARISH STREETS DEPARTMENT								\$ 22.68	\$ 12.95	\$ 17.45	\$ 17.45	\$ 17.45				\$ 87.98
G73B20F08269 JEFFERSON PARISH STREETS DEPARTMENT								\$ 22.68	\$ 12.95	\$ 17.45	\$ 17.45	\$ 17.45				\$ 87.98
G73C20F0826E JEFFERSON PARISH STREETS DEPARTMENT								\$ 22.68	\$ 12.95							\$ 35.63
G73E20F352BB JEFFERSON PARISH STREETS DEPARTMENT								\$ 22.68	\$ 12.95	\$ 17.45	\$ 17.45	\$ 17.45				\$ 87.98
G74220EC51DD JEFFERSON PARISH STREETS DEPARTMENT	\$	19.99	\$ 19.95	\$ 19.95	\$ 19.95	\$ 19.95	\$ 19.95	\$ 19.95	\$ 14.95							\$ 154.64
G74220F08012 JEFFERSON PARISH STREETS DEPARTMENT								\$ 22.68	\$ 12.95							\$ 35.63

Data and Third Party Kbytes	0
Price Plan Description	(Multiple Items)

Sum of Total Current Charges Row Labels	Column Labels												Grand Total
	1/1/2018	2/1/2018	3/1/2018	4/1/2018	5/1/2018	6/1/2018	7/1/2018	8/1/2018	9/1/2018	10/1/2018	11/1/2018	12/1/2018	
G74320F08211 JEFFERSON PARISH STREETS DEPARTMENT							\$ 22.68	\$ 12.95					\$ 35.63
G74820F08018 JEFFERSON PARISH STREETS DEPARTMENT							\$ 22.68	\$ 12.95					\$ 35.63
G74920F08019 JEFFERSON PARISH STREETS DEPARTMENT							\$ 22.68	\$ 12.95					\$ 35.63
G74B20F07EE5 JEFFERSON PARISH STREETS DEPARTMENT							\$ 22.68	\$ 12.95	\$ 17.45	\$ 17.45	\$ 17.45	\$ 17.45	\$ 105.43
G74B20F350CC JEFFERSON PARISH STREETS DEPARTMENT							\$ 22.68	\$ 12.95	\$ 17.45	\$ 17.45	\$ 17.45	\$ 17.45	\$ 105.43
G74D20F352C8 JEFFERSON PARISH STREETS DEPARTMENT							\$ 22.68	\$ 12.95	\$ 17.45	\$ 17.45	\$ 17.45		\$ 87.98
G74E20F352CB JEFFERSON PARISH STREETS DEPARTMENT							\$ 22.68	\$ 12.95	\$ 17.45	\$ 17.45	\$ 17.45	\$ 17.45	\$ 105.43
G75120F08203 JEFFERSON PARISH STREETS DEPARTMENT							\$ 22.68	\$ 12.95					\$ 35.63
G75320F07BFE JEFFERSON PARISH STREETS DEPARTMENT							\$ 22.68	\$ 12.95					\$ 35.63
G75320F08201 JEFFERSON PARISH STREETS DEPARTMENT							\$ 22.68	\$ 12.95					\$ 35.63
G75420F07CF8 JEFFERSON PARISH STREETS DEPARTMENT							\$ 22.68	\$ 12.95					\$ 35.63
G75620F352D3 JEFFERSON PARISH STREETS DEPARTMENT							\$ 22.68	\$ 12.95	\$ 17.45	\$ 17.45	\$ 17.45	\$ 17.45	\$ 105.43
G75720F08205 JEFFERSON PARISH STREETS DEPARTMENT							\$ 22.68	\$ 12.95					\$ 35.63
G75C20F0800C JEFFERSON PARISH STREETS DEPARTMENT							\$ 22.68	\$ 12.95					\$ 35.63
G75C20F352D9 JEFFERSON PARISH STREETS DEPARTMENT							\$ 22.68	\$ 12.95	\$ 17.45	\$ 17.45	\$ 17.45		\$ 87.98
G75D20F0820F JEFFERSON PARISH STREETS DEPARTMENT							\$ 22.68	\$ 12.95					\$ 35.63
G75E20F0800E JEFFERSON PARISH STREETS DEPARTMENT							\$ 22.68	\$ 12.95					\$ 35.63
G75E20F352DB JEFFERSON PARISH STREETS DEPARTMENT							\$ 22.68	\$ 12.95	\$ 17.45	\$ 17.45	\$ 17.45	\$ 17.45	\$ 105.43
G75F20F0820D JEFFERSON PARISH STREETS DEPARTMENT							\$ 22.68	\$ 12.95	\$ 17.45	\$ 17.45	\$ 17.45	\$ 17.45	\$ 105.43
G76520F08237 JEFFERSON PARISH STREETS DEPARTMENT							\$ 22.68	\$ 12.95					\$ 35.63
G76520F352E0 JEFFERSON PARISH STREETS DEPARTMENT							\$ 22.68	\$ 12.95	\$ 17.45	\$ 17.45	\$ 17.45		\$ 87.98
G76620F352E3 JEFFERSON PARISH STREETS DEPARTMENT							\$ 22.68	\$ 12.95	\$ 17.45	\$ 17.45	\$ 17.45	\$ 17.45	\$ 105.43
G76920F08039 JEFFERSON PARISH STREETS DEPARTMENT							\$ 22.68	\$ 12.95	\$ 17.45	\$ 17.45	\$ 17.45	\$ 17.45	\$ 105.43
G76920F352EC JEFFERSON PARISH STREETS DEPARTMENT							\$ 22.68	\$ 12.95	\$ 17.45	\$ 17.45	\$ 17.45		\$ 87.98
G76D20F0803D JEFFERSON PARISH STREETS DEPARTMENT							\$ 22.68	\$ 12.95					\$ 35.63
G76E20F352EB JEFFERSON PARISH STREETS DEPARTMENT							\$ 22.68	\$ 12.95	\$ 17.45	\$ 17.45	\$ 17.45	\$ 17.45	\$ 105.43
G76F20F0823D JEFFERSON PARISH STREETS DEPARTMENT							\$ 22.68	\$ 12.95					\$ 35.63
G77020F08222 JEFFERSON PARISH STREETS DEPARTMENT							\$ 22.68	\$ 12.95					\$ 35.63
G77020F352F5 JEFFERSON PARISH STREETS DEPARTMENT							\$ 22.68	\$ 12.95	\$ 17.45	\$ 17.45	\$ 17.45	\$ 17.45	\$ 105.43
G77220F352F7 JEFFERSON PARISH STREETS DEPARTMENT							\$ 22.68	\$ 12.95	\$ 17.45	\$ 17.45	\$ 17.45	\$ 17.45	\$ 105.43
G77420F352F1 JEFFERSON PARISH STREETS DEPARTMENT							\$ 22.68	\$ 12.95	\$ 17.45	\$ 17.45	\$ 17.45		\$ 87.98
G77520F352F0 JEFFERSON PARISH STREETS DEPARTMENT							\$ 22.68	\$ 12.95	\$ 17.45	\$ 17.45	\$ 17.45		\$ 87.98
G77720F08027 JEFFERSON PARISH STREETS DEPARTMENT							\$ 22.68	\$ 12.95					\$ 35.63
G77A20F352FF JEFFERSON PARISH STREETS DEPARTMENT							\$ 22.68	\$ 12.95	\$ 17.45	\$ 17.45	\$ 17.45		\$ 87.98
G77C20EC51E3 JEFFERSON PARISH STREETS DEPARTMENT	\$	19.99											\$ 19.99
G77C20F352F9 JEFFERSON PARISH STREETS DEPARTMENT							\$ 22.68	\$ 12.95	\$ 17.45	\$ 17.45	\$ 17.45	\$ 17.45	\$ 105.43
G77D20EC50E1 JEFFERSON PARISH STREETS DEPARTMENT	\$	19.99											\$ 19.99
G77E20F352FB JEFFERSON PARISH STREETS DEPARTMENT							\$ 22.68	\$ 12.95	\$ 17.45	\$ 17.45	\$ 17.45	\$ 17.45	\$ 105.43
G78020EC511F JEFFERSON PARISH STREETS DEPARTMENT	\$	19.99											\$ 19.99
G78020F081D3 JEFFERSON PARISH STREETS DEPARTMENT							\$ 22.68	\$ 12.95					\$ 35.63
G78020F35302 JEFFERSON PARISH STREETS DEPARTMENT							\$ 22.68	\$ 12.95	\$ 17.45	\$ 17.45	\$ 17.45	\$ 17.45	\$ 105.43
G78220EC531B JEFFERSON PARISH STREETS DEPARTMENT	\$	19.99											\$ 19.99
G78220F35300 JEFFERSON PARISH STREETS DEPARTMENT							\$ 22.68	\$ 12.95	\$ 17.45	\$ 17.45	\$ 17.45	\$ 17.45	\$ 105.43
G78520F35307 JEFFERSON PARISH STREETS DEPARTMENT							\$ 22.68	\$ 12.95	\$ 17.45	\$ 17.45	\$ 17.45	\$ 17.45	\$ 105.43
G78720F35305 JEFFERSON PARISH STREETS DEPARTMENT							\$ 22.68	\$ 12.95	\$ 17.45	\$ 17.45	\$ 17.45	\$ 17.45	\$ 105.43
G78820F3530A JEFFERSON PARISH STREETS DEPARTMENT							\$ 22.68	\$ 12.95	\$ 17.45	\$ 17.45	\$ 17.45		\$ 87.98
G78A20EC5115 JEFFERSON PARISH STREETS DEPARTMENT	\$	19.99											\$ 19.99
G78A20F35308 JEFFERSON PARISH STREETS DEPARTMENT							\$ 22.68	\$ 12.95	\$ 17.45	\$ 17.45	\$ 17.45	\$ 17.45	\$ 105.43
G78C20F3530E JEFFERSON PARISH STREETS DEPARTMENT							\$ 22.68	\$ 12.95	\$ 17.45	\$ 17.45	\$ 17.45	\$ 17.45	\$ 105.43
G78E20F3530C JEFFERSON PARISH STREETS DEPARTMENT							\$ 22.68	\$ 12.95	\$ 17.45	\$ 17.45	\$ 17.45	\$ 17.45	\$ 105.43
G78F20F3530D JEFFERSON PARISH STREETS DEPARTMENT							\$ 22.68	\$ 12.95	\$ 17.45	\$ 17.45	\$ 17.45	\$ 17.45	\$ 105.43
G79420EC510B JEFFERSON PARISH STREETS DEPARTMENT	\$	19.99											\$ 19.99
G79620F07B3B JEFFERSON PARISH STREETS DEPARTMENT							\$ 22.68	\$ 12.95					\$ 35.63
G79620F35314 JEFFERSON PARISH STREETS DEPARTMENT							\$ 22.68	\$ 12.95	\$ 17.45	\$ 17.45	\$ 17.45	\$ 17.45	\$ 105.43
G79720EC5108 JEFFERSON PARISH STREETS DEPARTMENT	\$	19.99											\$ 19.99
G79820F3531A JEFFERSON PARISH STREETS DEPARTMENT							\$ 22.68	\$ 12.95	\$ 17.45	\$ 17.45	\$ 17.45	\$ 17.45	\$ 105.43
G79920EC5106 JEFFERSON PARISH STREETS DEPARTMENT	\$	19.99								\$ 17.45	\$ 17.45	\$ 17.45	\$ 72.34

Data and Third Party Kbytes	0
Price Plan Description	(Multiple Items)

Sum of Total Current Charges Row Labels	Column Labels												Grand Total	
	1/1/2018	2/1/2018	3/1/2018	4/1/2018	5/1/2018	6/1/2018	7/1/2018	8/1/2018	9/1/2018	10/1/2018	11/1/2018	12/1/2018		
G79920F3531B JEFFERSON PARISH STREETS DEPARTMENT								\$ 22.68	\$ 12.95	\$ 17.45	\$ 17.45	\$ 17.45	\$ 17.45	\$ 105.43
G79C20F3531E JEFFERSON PARISH STREETS DEPARTMENT								\$ 22.68	\$ 12.95	\$ 17.45	\$ 17.45	\$ 17.45	\$ 17.45	\$ 105.43
G79D20F3501A JEFFERSON PARISH STREETS DEPARTMENT								\$ 22.68	\$ 12.95	\$ 17.45	\$ 17.45	\$ 17.45	\$ 17.45	\$ 105.43
G7A220EC523C JEFFERSON PARISH STREETS DEPARTMENT	\$	19.99												\$ 19.99
G7A220F35320 JEFFERSON PARISH STREETS DEPARTMENT								\$ 22.68	\$ 12.95	\$ 17.45	\$ 17.45	\$ 17.45	\$ 17.45	\$ 105.43
G7A420F35326 JEFFERSON PARISH STREETS DEPARTMENT								\$ 22.68	\$ 12.95	\$ 17.45	\$ 17.45	\$ 17.45	\$ 17.45	\$ 105.43
G7A820F081FB JEFFERSON PARISH STREETS DEPARTMENT								\$ 22.68	\$ 12.95	\$ 17.45	\$ 17.45	\$ 17.45		\$ 87.98
G7A920F081FA JEFFERSON PARISH STREETS DEPARTMENT								\$ 22.68	\$ 12.95					\$ 35.63
G7AA20F07FFB JEFFERSON PARISH STREETS DEPARTMENT								\$ 22.68	\$ 12.95					\$ 35.63
G7AB20F081F8 JEFFERSON PARISH STREETS DEPARTMENT								\$ 22.68	\$ 12.95					\$ 35.63
G7AB20F35329 JEFFERSON PARISH STREETS DEPARTMENT								\$ 22.68	\$ 12.95	\$ 17.45	\$ 17.45	\$ 17.45	\$ 17.45	\$ 105.43
G7AD20F081FE JEFFERSON PARISH STREETS DEPARTMENT								\$ 22.68	\$ 12.95					\$ 35.63
G7AF20F081FC JEFFERSON PARISH STREETS DEPARTMENT								\$ 22.68	\$ 12.95	\$ 17.45	\$ 17.45	\$ 17.45	\$ 17.45	\$ 105.43
G7B020F35332 JEFFERSON PARISH STREETS DEPARTMENT								\$ 22.68	\$ 12.95	\$ 17.45	\$ 17.45	\$ 17.45	\$ 17.45	\$ 105.43
G7B120F07FE0 JEFFERSON PARISH STREETS DEPARTMENT								\$ 22.68	\$ 12.95	\$ 17.45	\$ 17.45	\$ 17.45		\$ 87.98
G7B120F081E2 JEFFERSON PARISH STREETS DEPARTMENT								\$ 22.68	\$ 12.95					\$ 35.63
G7B220F081E1 JEFFERSON PARISH STREETS DEPARTMENT								\$ 22.68	\$ 12.95					\$ 35.63
G7B520F35337 JEFFERSON PARISH STREETS DEPARTMENT								\$ 22.68	\$ 12.95	\$ 17.45	\$ 17.45	\$ 17.45	\$ 17.45	\$ 105.43
G7B620EC5228 JEFFERSON PARISH STREETS DEPARTMENT	\$	19.99												\$ 19.99
G7B720F081E4 JEFFERSON PARISH STREETS DEPARTMENT								\$ 22.68	\$ 12.95					\$ 35.63
G7BA20F35338 JEFFERSON PARISH STREETS DEPARTMENT								\$ 22.68	\$ 12.95	\$ 17.45	\$ 17.45	\$ 17.45	\$ 17.45	\$ 105.43
G7BD20F07FEC JEFFERSON PARISH STREETS DEPARTMENT								\$ 22.68	\$ 12.95					\$ 35.63
G7BD20F3533F JEFFERSON PARISH STREETS DEPARTMENT								\$ 22.68	\$ 12.95	\$ 17.45	\$ 17.45	\$ 17.45	\$ 17.45	\$ 105.43
G7C320EC515C JEFFERSON PARISH STREETS DEPARTMENT	\$	19.99							\$ 14.95	\$ 17.45	\$ 17.45	\$ 17.45	\$ 17.45	\$ 104.74
G7CA20F35348 JEFFERSON PARISH STREETS DEPARTMENT								\$ 22.68	\$ 12.95	\$ 17.45	\$ 17.45	\$ 17.45	\$ 17.45	\$ 105.43
G7CB20F08198 JEFFERSON PARISH STREETS DEPARTMENT								\$ 22.68	\$ 12.95	\$ 17.45	\$ 17.45	\$ 17.45	\$ 17.45	\$ 105.43
G7D020EC514F JEFFERSON PARISH STREETS DEPARTMENT	\$	19.99	\$ 19.95	\$ 19.95	\$ 19.95	\$ 19.95	\$ 19.95	\$ 19.95	\$ 14.95	\$ 17.45	\$ 17.45	\$ 17.45	\$ 17.45	\$ 206.99
G7D320F08180 JEFFERSON PARISH STREETS DEPARTMENT								\$ 22.68	\$ 12.95	\$ 17.45	\$ 17.45	\$ 17.45	\$ 17.45	\$ 105.43
G7D420EC514B JEFFERSON PARISH STREETS DEPARTMENT	\$	19.99	\$ 19.95	\$ 19.95	\$ 19.95	\$ 19.95	\$ 19.95	\$ 19.95	\$ 14.95	\$ 17.45	\$ 17.45	\$ 17.45	\$ 17.45	\$ 206.99
G7D420F08187 JEFFERSON PARISH STREETS DEPARTMENT								\$ 22.68	\$ 12.95	\$ 17.45	\$ 17.45	\$ 17.45	\$ 17.45	\$ 105.43
G7D420F35251 JEFFERSON PARISH STREETS DEPARTMENT								\$ 22.68	\$ 12.95	\$ 17.45	\$ 17.45	\$ 17.45		\$ 87.98
G7DB20EC5144 JEFFERSON PARISH STREETS DEPARTMENT	\$	19.99												\$ 19.99
G7DC20F0818F JEFFERSON PARISH STREETS DEPARTMENT								\$ 22.68	\$ 12.95					\$ 35.63
G7E320F3192F JEFFERSON PARISH STREETS DEPARTMENT									\$ 32.57					\$ 32.57
G7E820F081BB JEFFERSON PARISH STREETS DEPARTMENT								\$ 22.68	\$ 12.95					\$ 35.63
G7EF20F07FBE JEFFERSON PARISH STREETS DEPARTMENT								\$ 22.68	\$ 12.95	\$ 17.45	\$ 17.45	\$ 17.45	\$ 17.45	\$ 105.43
G7F420F35271 JEFFERSON PARISH STREETS DEPARTMENT								\$ 22.68	\$ 12.95	\$ 17.45	\$ 17.45	\$ 17.45	\$ 17.45	\$ 105.43
G7F620F35273 JEFFERSON PARISH STREETS DEPARTMENT								\$ 22.68	\$ 12.95	\$ 17.45	\$ 17.45	\$ 17.45	\$ 17.45	\$ 105.43
G7F920EC5166 JEFFERSON PARISH STREETS DEPARTMENT	\$	19.99	\$ 19.95	\$ 19.95	\$ 19.95	\$ 19.95	\$ 19.95	\$ 19.95	\$ 14.95					\$ 154.64
VEHICLE 39	\$	24.29	\$ 20.65	\$ 21.00	\$ 26.00	\$ 25.13	\$ 24.25	\$ 24.25	\$ (2.50)					\$ 163.07
VEHICLE 46	\$	24.29	\$ 20.65	\$ 21.00	\$ 26.00	\$ 25.13	\$ 24.25	\$ 24.25	\$ (2.50)					\$ 163.07
VEHICLE 48					\$ 25.13	\$ 24.25	\$ -							\$ 49.38
VEHICLE 49		\$ 20.65	\$ 21.00	\$ 26.00	\$ 25.13	\$ 24.25	\$ -							\$ 117.03
VEHICLE 51						\$ 24.25								\$ 24.25
VEHICLE 53	\$	24.29	\$ 20.65	\$ 21.00	\$ 26.00	\$ 25.13	\$ 24.25	\$ -						\$ 141.32
VEHICLE 54	\$	24.29	\$ 20.65	\$ 21.00	\$ 26.00	\$ 25.13	\$ 24.25	\$ -						\$ 141.32
VEHICLE 55	\$	24.29	\$ 20.65	\$ 21.00		\$ 25.13	\$ 24.25	\$ 24.25	\$ (2.50)					\$ 137.07
VEHICLE 57						\$ 24.25	\$ -							\$ 24.25
VEHICLE 62	\$	24.29	\$ 20.65	\$ 21.00	\$ 26.00	\$ 25.13	\$ 24.25	\$ -						\$ 141.32
VEHICLE 63						\$ 25.13	\$ 24.25	\$ -						\$ 49.38
VEHICLE 65	\$	24.29	\$ 20.65	\$ 21.00	\$ 26.00	\$ 25.13	\$ 24.25	\$ -						\$ 141.32
VEHICLE 66	\$	24.29	\$ 20.65	\$ 21.00	\$ 26.00	\$ 25.13	\$ 24.25	\$ -						\$ 141.32
VEHICLE 68	\$	24.29	\$ 20.65	\$ 21.00	\$ 26.00	\$ 25.13	\$ 24.25	\$ 24.25	\$ (2.50)					\$ 163.07
VEHICLE 69				\$ 26.00										\$ 26.00
VEHICLE 70	\$	24.29	\$ 20.65	\$ 21.00	\$ 26.00	\$ 25.13	\$ 24.25	\$ -						\$ 141.32
VEHICLE 71	\$	24.29	\$ 20.65	\$ 21.00	\$ 26.00	\$ 25.13	\$ 24.25	\$ -						\$ 141.32
VEHICLE 75	\$	24.29	\$ 20.65	\$ 21.00	\$ 26.00	\$ 25.13	\$ 24.25	\$ 24.25	\$ (2.50)					\$ 163.07

Data and Third Party Kbytes	0
Price Plan Description	(Multiple Items)

Sum of Total Current Charges Row Labels	Column Labels												Grand Total
	1/1/2018	2/1/2018	3/1/2018	4/1/2018	5/1/2018	6/1/2018	7/1/2018	8/1/2018	9/1/2018	10/1/2018	11/1/2018	12/1/2018	
VEHICLE 77	\$ 24.29	\$ 20.65	\$ 21.00	\$ 26.00	\$ 25.13	\$ 24.25	\$ 24.25	\$ 24.25	\$ (2.50)				\$ 163.07
VEHICLE 79	\$ 24.29	\$ 20.65	\$ 21.00	\$ 26.00	\$ 25.13	\$ 24.25	\$ -						\$ 141.32
VEHICLE 80	\$ 24.29	\$ 20.65	\$ 21.00	\$ 26.00	\$ 25.13	\$ 24.25	\$ 24.25	\$ (2.50)					\$ 163.07
VEHICLE 85	\$ 24.29	\$ 20.65	\$ 21.00	\$ 26.00	\$ 25.13	\$ 24.25	\$ 24.25	\$ (2.50)					\$ 163.07
VEHICLE 86	\$ 24.29		\$ 21.00	\$ 26.00	\$ 25.13	\$ 24.25	\$ -						\$ 120.67
VEHICLE 88	\$ (15.36)												\$ (15.36)
VEHICLE 91	\$ (15.36)												\$ (15.36)
VEHICLE 95	\$ (15.36)												\$ (15.36)
VEHICLEVEHICLE 81	\$ 24.29	\$ 20.65	\$ 21.00	\$ 26.00	\$ 25.13	\$ 24.25	\$ 24.25	\$ (2.50)					\$ 163.07
<b>Traffic Engineering</b>	<b>\$ 70.50</b>	<b>\$ 70.50</b>	<b>\$ 23.50</b>	<b>\$ 23.50</b>		<b>\$ 23.50</b>					<b>\$ 326.44</b>	<b>\$ 164.50</b>	<b>\$ 702.44</b>
01 VEHICLE		\$ 23.50											\$ 23.50
02 VEHICLE												\$ 23.50	\$ 23.50
09 VEHICLE	\$ 23.50	\$ 23.50				\$ 23.50				\$ 23.50		\$ 23.50	\$ 117.50
10 VEHICLE												\$ 23.50	\$ 23.50
11 VEHICLE												\$ 23.50	\$ 23.50
13 VEHICLE	\$ 23.50	\$ 23.50	\$ 23.50	\$ 23.50									\$ 94.00
14 VEHICLE												\$ 23.50	\$ 23.50
15 VEHICLE												\$ 23.50	\$ 23.50
17 VEHICLE	\$ 23.50											\$ 23.50	\$ 47.00
G72120F56F85 JEFFERSON PARISH TRAFFIC ENGINEERING											\$ 33.66		\$ 33.66
G72320F5689E JEFFERSON PARISH TRAFFIC ENGINEERING											\$ 33.66		\$ 33.66
G76120F569DF JEFFERSON PARISH TRAFFIC ENGINEERING											\$ 33.66		\$ 33.66
G76F20F569D1 JEFFERSON PARISH TRAFFIC ENGINEERING											\$ 33.66		\$ 33.66
G77B20F569C5 JEFFERSON PARISH TRAFFIC ENGINEERING											\$ 33.66		\$ 33.66
G77F20F56FDB JEFFERSON PARISH TRAFFIC ENGINEERING											\$ 33.66		\$ 33.66
G7A920F56917 JEFFERSON PARISH TRAFFIC ENGINEERING											\$ 33.66		\$ 33.66
G7D920F56A66 JEFFERSON PARISH TRAFFIC ENGINEERING											\$ 33.66		\$ 33.66
G7ED20F56A52 JEFFERSON PARISH TRAFFIC ENGINEERING											\$ 33.66		\$ 33.66
<b>Water</b>	<b>\$ 242.15</b>	<b>\$ 304.57</b>	<b>\$ 285.95</b>	<b>\$ 241.75</b>	<b>\$ 290.25</b>	<b>\$ 17.50</b>	<b>\$ 21.75</b>	<b>\$ (7.98)</b>	<b>\$ 22.68</b>	<b>\$ 371.72</b>	<b>\$ 151.59</b>	<b>\$ 424.40</b>	<b>\$ 2,366.33</b>
G70820F47BA1 JEFFERSON PARISH DEPARTMENT OF WATER									\$ 22.68				\$ 22.68
G70920F014CD JEFFERSON PARISH DEPARTMENT OF WATER		\$ 38.57	\$ 19.95										\$ 58.52
G70C20D6788E VEHICLE 113			\$ 24.25										\$ 24.25
G71C20F55B94 JEFFERSON PARISH DEPARTMENT OF WATER										\$ 36.75			\$ 36.75
G72020F55BA8 JEFFERSON PARISH DEPARTMENT OF WATER										\$ 36.75			\$ 36.75
G72420F56495 JEFFERSON PARISH DEPARTMENT OF WATER										\$ 36.75			\$ 36.75
G72520F56494 JEFFERSON PARISH DEPARTMENT OF WATER										\$ 36.75			\$ 36.75
G72920DE40AB 118					\$ 24.25	\$ 19.25							\$ 43.50
G72A20F5649B JEFFERSON PARISH DEPARTMENT OF WATER										\$ 36.75			\$ 36.75
G72A20F56897 JEFFERSON PARISH DEPARTMENT OF WATER										\$ 38.57			\$ 38.57
G73120F47A9F JEFFERSON PARISH DEPARTMENT OF WATER										\$ 40.97	\$ 21.95		\$ 62.92
G73520F56888 JEFFERSON PARISH DEPARTMENT OF WATER										\$ 38.57			\$ 38.57
G73E20F51CF7 JEFFERSON PARISH DEPARTMENT OF WATER											\$ 42.44		\$ 42.44
G74120F51D8B JEFFERSON PARISH DEPARTMENT OF WATER											\$ 42.44		\$ 42.44
G74620F51D8C JEFFERSON PARISH DEPARTMENT OF WATER											\$ 42.44		\$ 42.44
G74820F51D82 JEFFERSON PARISH DEPARTMENT OF WATER											\$ 42.44		\$ 42.44
G75420F51C9D JEFFERSON PARISH DEPARTMENT OF WATER											\$ 42.44		\$ 42.44
G75620F51D9C JEFFERSON PARISH DEPARTMENT OF WATER											\$ 42.44		\$ 42.44
G76920F51DA3 JEFFERSON PARISH DEPARTMENT OF WATER											\$ 42.44		\$ 42.44
G76A20D677E9 VEHICLE 114					\$ 24.25								\$ 24.25
G7B420F51D7E JEFFERSON PARISH DEPARTMENT OF WATER											\$ 42.44		\$ 42.44
G7C220F56473 JEFFERSON PARISH DEPARTMENT OF WATER										\$ 36.75			\$ 36.75
G7D520F51D1F JEFFERSON PARISH DEPARTMENT OF WATER											\$ 42.44		\$ 42.44
G7DB20F5646A JEFFERSON PARISH DEPARTMENT OF WATER										\$ 36.75			\$ 36.75
G7DC20F5646D JEFFERSON PARISH DEPARTMENT OF WATER										\$ 36.75	\$ 26.25		\$ 63.00
G7DD20F5646C JEFFERSON PARISH DEPARTMENT OF WATER										\$ 36.75	\$ 26.25		\$ 63.00
G7F420F51D3E JEFFERSON PARISH DEPARTMENT OF WATER												\$ 42.44	\$ 42.44
VEHICLE 16	\$ 23.54	\$ 23.50	\$ 23.50	\$ 23.50	\$ 23.50	\$ 23.50	\$ (1.00)						\$ 116.54

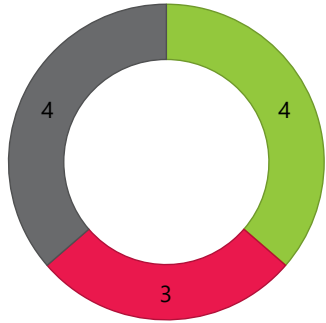
Data and Third Party Kbytes	0
Price Plan Description	(Multiple Items)

Sum of Total Current Charges		Column Labels												Grand Total
Row Labels		1/1/2018	2/1/2018	3/1/2018	4/1/2018	5/1/2018	6/1/2018	7/1/2018	8/1/2018	9/1/2018	10/1/2018	11/1/2018	12/1/2018	Grand Total
VEHICLE 27	\$	24.29	\$ 24.25	\$ 24.25	\$ 24.25	\$ 24.25	\$ 19.25	\$ 21.75	\$ (7.98)					\$ 154.31
VEHICLE 28	\$	24.29	\$ 24.25	\$ 24.25	\$ 24.25	\$ 24.25	\$ 24.25	\$ (2.50)						\$ 118.79
VEHICLE 37	\$	24.29	\$ 24.25	\$ 24.25	\$ 24.25	\$ 24.25	\$ (2.50)							\$ 118.79
VEHICLE 38	\$	24.29	\$ 24.25	\$ 24.25	\$ 24.25	\$ 24.25	\$ (2.50)							\$ 118.79
VEHICLE 40	\$	24.29	\$ 24.25	\$ 24.25	\$ 24.25	\$ 24.25	\$ (2.50)							\$ 118.79
VEHICLE 47	\$	24.29	\$ 24.25	\$ 24.25	\$ 24.25	\$ 24.25	\$ (2.50)							\$ 118.79
VEHICLE 52	\$	24.29	\$ 24.25	\$ 24.25	\$ 24.25	\$ 24.25	\$ (2.50)							\$ 118.79
VEHICLE 69	\$	24.29	\$ 24.25	\$ 24.25	\$ 24.25	\$ 24.25	\$ (2.50)							\$ 118.79
VEHICLE 73	\$	24.29	\$ 24.25	\$ 24.25	\$ 24.25	\$ 24.25	\$ (2.50)							\$ 118.79
VEHICLE 79			\$ 24.25											\$ 24.25
<b>Grand Total</b>	<b>\$</b>	<b>3,081.60</b>	<b>\$2,578.94</b>	<b>\$2,527.41</b>	<b>\$2,836.66</b>	<b>\$2,698.79</b>	<b>\$3,661.13</b>	<b>\$4,182.37</b>	<b>\$3,929.25</b>	<b>\$2,523.21</b>	<b>\$3,708.17</b>	<b>\$4,097.64</b>	<b>\$3,415.14</b>	<b>\$ 39,240.31</b>

# Department Watchdog Report







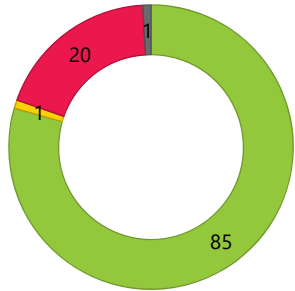
- OK
- Offline for 1 - 2 Days
- Offline for 2 - 3 Days
- Offline for 3+ Days
- Not Installed

Total Vehicles Offline
3

Movement Interval (Hours):
24

Status Categories	Threshold (days)	Vehicles in Range
OK	Communication within 24 hours	4
Offline for 1 - 2 Days	1	0
Offline for 2 - 3 Days	2	0
Offline for 3+ Days	3	3
Not Installed	N/A	4

Vehicle	Group	Serial Number	Status	Last Communication Date	Days Since Last Moved	Time Since Last Communication
10	Entire Organization	G75B20DD57FF	Not Installed	Unknown		Never Transmitted
2	Entire Organization	G75520DD57F1	Not Installed	Unknown		Never Transmitted
3	Entire Organization	G70A20DD57AE	Not Installed	Unknown		Never Transmitted
3110-ME?	Entire Organization	G75D20DD57F9	OK	Aug 16, 2019 11:28:28 AM		
3111-TB600	Entire Organization	G7AE20DD580B	Offline for 3+ Days	Aug 12, 2019 11:32:39 AM	4 Days	3 Days
3211-CR613	Entire Organization	G7C920DD586C	Offline for 3+ Days	Aug 11, 2019 12:35:53 PM	15 Days	4 Days
3243 EXTRA	Entire Organization	G78420DD5821	OK	Aug 16, 2019 11:27:29 AM		
3245-VC616	Entire Organization	G76F20DD57CB	OK	Aug 16, 2019 11:22:18 AM		
3246-VS618	Entire Organization	G7B120DD5814	OK	Aug 16, 2019 11:02:07 AM		
5	Entire Organization	G77B20DD6EE8	Not Installed	Unknown		Never Transmitted
██████ 3244	Entire Organization	G79420DD5831	Offline for 3+ Days	Aug 21, 2018 12:09:28 AM	360 Days	360 Days



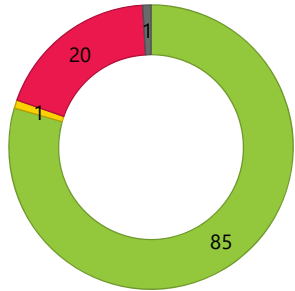
- OK
- Offline for 1 - 2 Days
- Offline for 2 - 3 Days
- Offline for 3+ Days
- Not Installed

Total Vehicles Offline
21

Movement Interval (Hours):
24

Status Categories	Threshold (days)	Vehicles in Range
OK	Communication within 24 hours	85
Offline for 1 - 2 Days	1	1
Offline for 2 - 3 Days	2	0
Offline for 3+ Days	3	20
Not Installed	N/A	1

Vehicle	Group	Serial Number	Status	Last Communication Date	Days Since Last Moved	Time Since Last Communication
6030 EB Drainage line cleaning	Eastbank Drainage OSM	G75C20EC8E1E	OK	Aug 16, 2019 11:23:05 AM		
6074 WB Drainage Trash Truck	WestBank Drainage OSM	G77620EF9F04	OK (Stationary)	Aug 16, 2019 11:07:27 AM		
6075 EB Drainage F450 Utility	Eastbank Drainage OSM	G71E20F3569F	OK	Aug 16, 2019 11:23:44 AM		
6079 EB Drainage Trash Truck	Eastbank Drainage OSM	G71920F35599	OK	Aug 16, 2019 11:23:49 AM		
6110 EB Line Repair 5 yd Dump Truck	Eastbank Drainage OSM	G74520F356C4	OK (Stationary)	Aug 16, 2019 12:12:01 AM		
6134 Dodge 1500 EB Drainage	East Superintendent Drainage	G7B720D9C985	OK	Aug 16, 2019 11:22:01 AM		
6143 EB Drainage Admin (spare)	East Superintendent Drainage	G79920D9CAAA	OK (Stationary)	Aug 16, 2019 11:19:31 AM		
6145 EB Drainage F250	EB Grass Cutting, EB Pipe Repair,	G70D20F3548E	OK	Aug 16, 2019 11:23:04 AM		
6149 EB Drainage F250	Eastbank Drainage OSM	G7C520EC8F98	OK	Aug 16, 2019 11:23:13 AM		
6165 EB Drainage F250	EB Grass Cutting, EB Pipe Repair,	G78C20EC9BDD	OK	Aug 16, 2019 11:13:13 AM		
6170 EB Drainage F250	Eastbank Drainage OSM	G72520F355A5	OK	Aug 16, 2019 11:16:07 AM		
6172 EB Drainage 5yrd dump	East Superintendent Drainage, WG	G78620F35607	OK	Aug 16, 2019 11:03:00 AM		
6173 EB Drainage F350	EB Pipe Repair	G79A20D9CAA9	OK	Aug 16, 2019 11:23:47 AM		
6188 EB Drainage Crew Van	Eastbank Drainage OSM	G71220F35592	OK	Aug 16, 2019 11:12:36 AM		
6238 EB DRAINAGE VAC-ALL	Eastbank Drainage OSM	G7A720F35424	OK (Stationary)	Aug 16, 2019 6:49:07 AM		
6239 WB Drainage F150	WestBank Drainage OSM	G7C220F01406	OK	Aug 16, 2019 10:52:20 AM		
6256 EB DRAINAGE (Eng Inspector II / Wenc	Eastbank Drainage OSM	G72920F356A8	OK	Aug 16, 2019 10:54:15 AM		
6257 Dodge 1500 EB Drainage	Eastbank Drainage OSM	G78E20D9C0B7	OK	Aug 16, 2019 11:05:17 AM		
6265 EB DRAINAGE Dodge 1500	Eastbank Drainage OSM	G78B20F3560A	OK	Aug 16, 2019 11:23:42 AM		
6268 EB DRAINAGE CREW VAN	Eastbank Drainage OSM	G73420F356B5	Not Installed	Unknown		Never Transmitted
6278 EB DRAINAGE	Eastbank Drainage OSM	G74F20F356CE	Offline for 3+ Days	Aug 09, 2019 10:12:22 AM	8 Days	7 Days
6311 EB Line Repir 5yd Dump Truck	EB Pipe Repair	G62120CE2AF9	Offline for 3+ Days	Jul 25, 2019 3:28:10 PM	22 Days	21 Days
6340 WB DRAINAGE	WestBank Drainage OSM	G76320CE9E31	OK	Aug 16, 2019 11:23:27 AM		
6378 EB Drainage(Spare)	Eastbank Drainage OSM	G77520F356F4	OK (Stationary)	Aug 15, 2019 7:06:03 PM		
6382 EB Drainage F250	Eastbank Drainage OSM	G7FC20E2AA90	OK (Stationary)	Aug 16, 2019 11:23:37 AM		
6383 EB PS F250	Eastbank Pump Stations	G6F420CC312B	OK (Stationary)	Aug 16, 2019 10:59:28 AM		
6384 WB Drainage Trash Truck 1 1/2 Ton	WestBank Drainage OSM	G7A220F01367	Offline for 3+ Days	Jun 27, 2019 11:16:17 AM	50 Days	50 Days
6385 EB Trash Truck - Grass Cutting	Eastbank Drainage OSM	G7E820F35669	OK (Stationary)	Aug 16, 2019 11:15:10 AM		
6386 WB Drainage Vaccon	Damian Dent	G79C20DC85E7	Offline for 1 - 2 Days	Aug 15, 2019 11:03:14 AM	1 Day	1 Days
6389 EB Crew Van - Grass Cutting	EB Grass Cutting	G6EA20CC3135	Offline for 3+ Days	Jul 03, 2019 6:59:38 AM	49 Days	44 Days



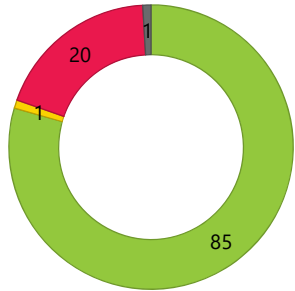
- OK
- Offline for 1 - 2 Days
- Offline for 2 - 3 Days
- Offline for 3+ Days
- Not Installed

Total Vehicles Offline
<b>21</b>

Movement Interval (Hours):
<b>24</b>

Status Categories	Threshold (days)	Vehicles in Range
OK	Communication within 24 hours	85
Offline for 1 - 2 Days	1	1
Offline for 2 - 3 Days	2	0
Offline for 3+ Days	3	20
Not Installed	N/A	1

Vehicle	Group	Serial Number	Status	Last Communication Date	Days Since Last Moved	Time Since Last Communication
6438 WB Drainage F-250 Pickup	WestBank Drainage OSM	G74820F0128A	OK (Stationary)	Aug 16, 2019 11:15:30 AM		
6471 WB Drainage F250	WestBank Drainage OSM	G72620F012E4	Offline for 3+ Days	Aug 09, 2019 10:31:02 AM	7 Days	7 Days
6606 WB DRAINAGE	West Superintendent Drainage	G79E20E8D98D	OK (Stationary)	Aug 16, 2019 7:26:30 AM		
6607 WB Drainage Pickup	WestBank Drainage OSM	G72920F013EC	OK	Aug 16, 2019 11:03:39 AM		
6610 WB DRAINAGE	WestBank Drainage OSM	G76820EC9E3A	OK (Stationary)	Aug 16, 2019 11:18:47 AM		
6611 WB DRAINAGE	WestBank Drainage OSM	G77420E8DA66	OK (Stationary)	Aug 16, 2019 11:10:03 AM		
6614 EB Drainage 2500 (spare)	EB Grass Cutting	G74D20D9C97F	OK (Stationary)	Aug 16, 2019 11:02:43 AM		
6619 Pump Station Repair	Pump Station Repairs	G75720D452F1	OK (Stationary)	Aug 15, 2019 5:05:47 PM		
6620 EB Drainage Vaccon	Eastbank Drainage OSM	G7A520F3572B	OK	Aug 16, 2019 11:22:39 AM		
6624 WB Drainage Dump Truck 12yd	WestBank Drainage OSM	G7C820F0130D	OK	Aug 16, 2019 11:21:28 AM		
6638 Pump Station Repair	Pump Station Repairs	G7A020D9C992	OK (Stationary)	Aug 16, 2019 9:12:27 AM		
6644 Eastbank Drainage	Eastbank Drainage OSM	G79720F35616	OK	Aug 16, 2019 11:23:42 AM		
6645 EB Crew Van - Line Repair	EB Pipe Repair	G63420CC2DF7	Offline for 3+ Days	Feb 28, 2019 8:00:37 AM	169 Days	169 Days
6645 EB Drainage Crew Van	Eastbank Drainage OSM	G72120F354A2	Offline for 3+ Days	Jun 03, 2019 11:36:05 AM	74 Days	73 Days
6646 5 yard Dump	Eastbank Drainage OSM	G77C20F355FC	OK	Aug 16, 2019 11:22:46 AM		
6647 WB Drainage crew van	WestBank Drainage OSM	G72020F012E2	Offline for 3+ Days	Mar 20, 2019 11:28:53 AM	149 Days	148 Days
6649 WB Drainage F250	WestBank Drainage OSM	G7D020F01315	OK	Aug 16, 2019 11:23:07 AM		
6651 WB DRAINAGE	WestBank Drainage OSM	G78620EC9DD5	OK	Aug 16, 2019 11:02:12 AM		
6656 Pump Station Repair	Pump Station Repairs	G72420D44D9F	OK	Aug 16, 2019 11:23:46 AM		
6697 EB Drainage	Entire Organization	G74320F356C2	OK	Aug 16, 2019 11:17:52 AM		
6698 WB F-250	WestBank Drainage OSM	G74820E8D858	Offline for 3+ Days	May 29, 2019 8:54:57 AM	79 Days	79 Days
6699 WB DRAINAGE	WestBank Drainage OSM	G7B820EC9FD5	OK	Aug 16, 2019 11:22:42 AM		
6700 EB Drainage	West Superintendent Drainage	G7B220D9C980	OK	Aug 16, 2019 11:23:09 AM		
6701 EB Drainage F250	Eastbank Drainage OSM	G6C020CE2B1F	Offline for 3+ Days	Jul 25, 2019 11:30:04 AM	23 Days	21 Days
6727 EB 2 yd Utility Truck	Eastbank Drainage OSM	G72420E2AA48	OK (Stationary)	Aug 16, 2019 8:50:15 AM		
6728 EB DRAINAGE 2 YARD DUMP	Eastbank Drainage OSM	G7B720F35537	Offline for 3+ Days	May 21, 2019 8:16:55 AM	87 Days	87 Days
6733 EB 5yd Dump - Canal Bank Rest	EB Grass Cutting	G74620D9C974	Offline for 3+ Days	Feb 28, 2019 6:59:52 PM	190 Days	168 Days
6738 EB Crew Van	Eastbank Drainage OSM	G77C20F350FB	Offline for 3+ Days	May 23, 2019 10:15:18 AM	85 Days	85 Days
6744 EB Drainage Vaccon	Eastbank Drainage OSM	G72E20F356AF	OK	Aug 16, 2019 11:22:37 AM		
6745 WB Drainage Vaccon	Damian Dent, Superintendents, VG75420FC22AA		OK	Aug 16, 2019 11:22:17 AM		



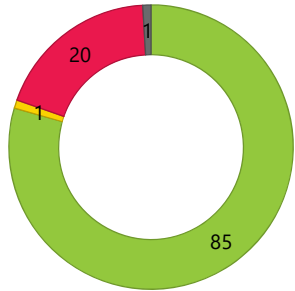
- OK
- Offline for 1 - 2 Days
- Offline for 2 - 3 Days
- Offline for 3+ Days
- Not Installed

Total Vehicles Offline
<b>21</b>

Movement Interval (Hours):
<b>24</b>

Status Categories	Threshold (days)	Vehicles in Range
OK	Communication within 24 hours	85
Offline for 1 - 2 Days	1	1
Offline for 2 - 3 Days	2	0
Offline for 3+ Days	3	20
Not Installed	N/A	1

Vehicle	Group	Serial Number	Status	Last Communication Date	Days Since Last Moved	Time Since Last Communication
6754 WB DRAINAGE	WestBank Drainage OSM	G7DF20EC9FB2	OK	Aug 16, 2019 11:22:57 AM		
6755 WB Drainage F450 Crew Van		G78C20EF9EC1	OK	Aug 16, 2019 11:23:31 AM		
6762 WB Drainage	West Superintendent Drainage	G79420D9C9A6	OK (Stationary)	Aug 16, 2019 12:40:41 AM		
6767 EB DRAINAGE 5 YARD DUMP	Eastbank Drainage OSM	G74420F356C5	Offline for 3+ Days	Mar 13, 2019 9:11:04 AM	156 Days	156 Days
6769 EB 2 yd Dump - Line Repair	Eastbank Drainage OSM	G77020F356F1	OK (Stationary)	Aug 15, 2019 10:57:55 PM		
6786 EB Pump Station F-150	East Superintendent Pump Static	G7C520D44D7E	OK	Aug 16, 2019 11:23:23 AM		
6788 WB Drainage	West Superintendent Drainage	G77720D9CA44	OK	Aug 16, 2019 11:23:14 AM		
6797 WB Drainage 5yd Dump		G7DE20F0141A	Offline for 3+ Days	Jul 01, 2019 3:50:32 PM	46 Days	45 Days
6798 WB Drainage Ford 5yd Dump Truck		G77120EF9F03	OK	Aug 16, 2019 10:56:50 AM		
6801 WB Drainage Crew Van 450		G75320E2AA3F	OK	Aug 16, 2019 11:23:23 AM		
6805 WB Drainage Maint Truck		G71F20EF9E52	OK	Aug 16, 2019 11:09:54 AM		
6807 WB DRAINAGE 2 YD MAINT TRUCK		G79C20EC9FF1	OK	Aug 16, 2019 11:22:20 AM		
6808 WB DRAINAGE	WestBank Drainage OSM	G77C20E8D96F	OK	Aug 16, 2019 11:22:19 AM		
6810 WB DRAINAGE PICK UP TRUCK	WestBank Drainage OSM	G72E20ECA042	OK	Aug 16, 2019 10:57:45 AM		
6813 WB Drainage E-450 Crew Van	WestBank Drainage OSM	G7EC20EF9DA0	Offline for 3+ Days	Jul 29, 2019 9:00:41 AM	18 Days	18 Days
6853 Pump Station Repair F-350	Pump Station Repairs	G73220D44D89	Offline for 3+ Days	Jun 18, 2019 2:53:33 PM	59 Days	58 Days
6858 WB Drainage Sterling Vaccon	EB Grass Cutting, Damian Dent	G7B820D9C98A	OK (Stationary)	Aug 16, 2019 11:18:58 AM		
6864 Pump Stations Repairs F-450	Pump Station Repairs	G7B220D45610	Offline for 3+ Days	Feb 15, 2019 8:10:45 AM	183 Days	182 Days
6944 Pump Station Repair F-450	Pump Station Repairs	G77520D44DCE	OK (Stationary)	Aug 16, 2019 6:58:08 AM		
6965 WESTBANK DRAINAGE 12 YD DUMP TRUCK	WestBank Drainage OSM	G78720EF9DCB	OK	Aug 16, 2019 11:22:26 AM		
6966 Drainage 12 yd Dump Truck	WestBank Drainage OSM	G76E20EF9F1C	OK	Aug 16, 2019 11:22:50 AM		
6967 WB DRAINAGE 12 YD DUMP TRUCK	WestBank Drainage OSM	G72F20EF9E62	OK	Aug 16, 2019 11:22:27 AM		
6989 WB DRAINAGE TRASH TRUCK	WestBank Drainage OSM	G76A20E8D979	OK	Aug 16, 2019 11:22:28 AM		
9101 Pump Station Repair (Spare F-150 XL)	Pump Station Repairs	G7A320D9C991	OK	Aug 16, 2019 11:18:47 AM		
9117 EB Pump Stations F150	East Superintendent Pump Static	G7C220D44D79	OK	Aug 16, 2019 11:03:06 AM		
9118 EB Pump Stations F-150	East Superintendent Pump Static	G66F20D09609	OK	Aug 16, 2019 11:22:49 AM		
9167 EB PS Ram 1500	East Superintendent Pump Static	G71C20D44DA7	OK	Aug 16, 2019 11:23:16 AM		
9169 EB DRAINAGE TRUCK	East Superintendent Drainage	G7DD20EC9D8E	OK	Aug 16, 2019 11:22:40 AM		
9643 Pump Station Repair F-350	Pump Station Repairs	G74520D452E3	OK (Stationary)	Aug 16, 2019 6:58:24 AM		
9701 Pump Station Repair RAM HD 4500	Pump Station Repairs	G78220D9CAB1	OK	Aug 16, 2019 11:00:49 AM		



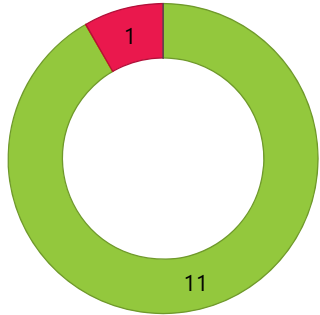
- OK
- Offline for 1 - 2 Days
- Offline for 2 - 3 Days
- Offline for 3+ Days
- Not Installed

Total Vehicles Offline
<b>21</b>

Movement Interval (Hours):
<b>24</b>

Status Categories	Threshold (days)	Vehicles in Range
OK	Communication within 24 hours	85
Offline for 1 - 2 Days	1	1
Offline for 2 - 3 Days	2	0
Offline for 3+ Days	3	20
Not Installed	N/A	1

Vehicle	Group	Serial Number	Status	Last Communication Date	Days Since Last Moved	Time Since Last Communication
9722 WB PS F-150	Westbank Pump Stations	G6B220CC3A64	OK (Stationary)	Aug 16, 2019 12:42:50 AM		
9732 Pump Station Repair Ram 4500 HD	Pump Station Repairs	G7A520D9C997	OK	Aug 16, 2019 11:16:58 AM		
9773 Pump Station Repair F-350	Pump Station Repairs	G74D20D452EB	OK	Aug 16, 2019 11:23:30 AM		
9777 Pump Station Repair F-450	Pump Station Repairs	G71A20D44CA2	Offline for 3+ Days	Jun 27, 2019 8:49:58 AM	50 Days	50 Days
9841 WB Pump Stations	Dodge West Superintendent Pump Stati	G73320D44D88	OK	Aug 16, 2019 11:23:46 AM		
9842 WB Pump Station	Dodge Ram West Superintendent Pump Stati	G7FE20D44D45	OK	Aug 16, 2019 11:23:19 AM		
9857 WB Pump Station	West Superintendent Pump Stati	G6FB20CC3124	OK	Aug 16, 2019 11:01:15 AM		
9858 WB Pump Station	West Superintendent Pump Stati	G6FE20CC3121	OK	Aug 16, 2019 11:23:18 AM		
9913 WB PS Ram 2500	Lafitte Pump Stations	G7D920FC2B28	OK	Aug 16, 2019 11:22:30 AM		
9914 WB PS Lafitte Ram 1500	Lafitte Pump Stations	G7A220FC2B53	OK	Aug 16, 2019 11:01:43 AM		
9919 WB PS Lafitte Ram 1500	Lafitte Pump Stations	G7A120FC2B50	OK	Aug 16, 2019 10:55:57 AM		
9922 WB PS Lafitte Ram 1500	Lafitte Pump Stations, Westbank	G7BF20FC2B4E	OK	Aug 16, 2019 11:23:10 AM		
9926 WB PS Lafitte Ram 1500	Lafitte Pump Stations	G7A020FC2B51	OK (Stationary)	Aug 16, 2019 2:57:56 AM		
9927 WB PS Ram 2500	Lafitte Pump Stations	G7B720FC2B46	OK	Aug 16, 2019 11:07:45 AM		
G71020F35691	Entire Organization	G71020F35691	OK	Aug 16, 2019 11:08:35 AM		
New vehicle (G76D20EC9E3F previously in 6: Eastbank Drainage OSM Vehicle6723	Entire Organization	G76D20EC9E3F	OK	Aug 16, 2019 10:54:28 AM		
	Entire Organization	G7B020D9C982	Offline for 3+ Days	Jul 26, 2019 11:23:27 AM	21 Days	21 Days



- OK
- Offline for 1 - 2 Days
- Offline for 2 - 3 Days
- Offline for 3+ Days
- Not Installed

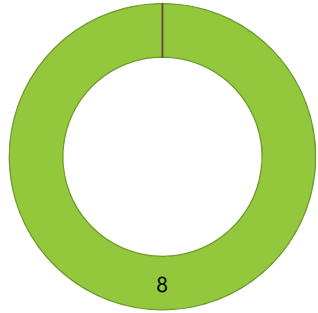
Total Vehicles Offline
1

Movement Interval (Hours):
24

Status Categories	Threshold (days)	Vehicles in Range
OK	Communication within 24 hours	11
Offline for 1 - 2 Days	1	0
Offline for 2 - 3 Days	2	0
Offline for 3+ Days	3	1
Not Installed	N/A	0

Vehicle	Group	Serial Number	Status	Last Communication Date	Days Since Last Moved	Time Since Last Communication
4009	Entire Organization	G7E820F797AA	OK (Stationary)	Aug 15, 2019 12:59:34 PM		
4016	Entire Organization	G75E20F60286	OK (Stationary)	Aug 16, 2019 6:16:43 AM		
4030	Entire Organization	G78A20F7E8B9	OK	Aug 16, 2019 11:16:15 AM		
4044	Entire Organization	G79120F797D3	OK	Aug 16, 2019 11:04:35 AM		
4045	Entire Organization	G7EA20F7E8D9	OK	Aug 16, 2019 11:20:28 AM		
4047	Entire Organization	G72720F79765	OK (Stationary)	Aug 16, 2019 3:26:39 AM		
4050	Entire Organization	G7E920F78DBD	OK	Aug 16, 2019 10:51:22 AM		
4063	Entire Organization	G7E520F797A7	OK	Aug 16, 2019 11:15:00 AM		
4066	Entire Organization	G73C20F7977E	OK	Aug 16, 2019 11:20:09 AM		
4070	Entire Organization	G7A620FFB431	Offline for 3+ Days	Aug 07, 2019 1:59:23 PM	9 Days	8 Days
4115	Entire Organization	G7A220F797E0	OK	Aug 16, 2019 11:19:02 AM		
4117	Entire Organization	G79620F797D4	OK	Aug 16, 2019 11:19:49 AM		





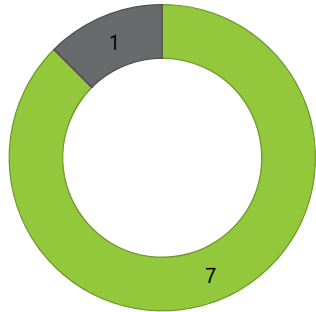
- OK
- Offline for 1 - 2 Days
- Offline for 2 - 3 Days
- Offline for 3+ Days
- Not Installed

**No Vehicles Offline**  
**0**

**Movement Interval (Hours):**  
**24**

Status Categories	Threshold (days)	Vehicles in Range
OK	Communication within 24 hours	8
Offline for 1 - 2 Days	1	0
Offline for 2 - 3 Days	2	0
Offline for 3+ Days	3	0
Not Installed	N/A	0

Vehicle	Group	Serial Number	Status	Last Communication Date	Days Since Last Moved	Time Since Last Communication
Dodge Journey 4099	Entire Organization	G7CC20DE7777	OK	Aug 20, 2019 10:40:17 AM		
EB-Dodge-2500 #4097	Eastbank	G7A820D9D687	OK	Aug 20, 2019 10:56:08 AM		
EB-Truck-F-250 #3726	Eastbank	G74320DE77F8	OK (Stationary)	Aug 19, 2019 1:10:16 PM		
EB-Van-F-250 #3732	Eastbank	G78820D9DCAD	OK	Aug 20, 2019 10:51:56 AM		
F-750 Bucket Truck #4023	Eastbank	G7BB20D9DC9E	OK (Stationary)	Aug 20, 2019 1:42:17 AM		
WB-Dodge-3500 #4098	Westbank	G79D20D9DCB8	OK	Aug 20, 2019 10:56:02 AM		
WB-Truck-F-250 #3725	Westbank	G71620DE77AD	OK (Stationary)	Aug 19, 2019 1:28:21 PM		
WB-Van-F-250 #3731	Westbank	G79920DE7823	OK	Aug 20, 2019 10:55:52 AM		



- OK
- Offline for 1 - 2 Days
- Offline for 2 - 3 Days
- Offline for 3+ Days
- Not Installed

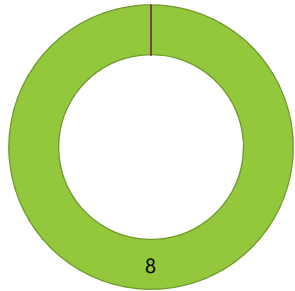
**No Vehicles Offline**  
0

**Movement Interval (Hours):**  
24



Status Categories	Threshold (days)	Vehicles in Range
OK	Communication within 24 hours	7
Offline for 1 - 2 Days	1	0
Offline for 2 - 3 Days	2	0
Offline for 3+ Days	3	0
Not Installed	N/A	1

Vehicle	Group	Serial Number	Status	Last Communication Date	Days Since Last Moved	Time Since Last Communication
UNIT 4121	Entire Organization	G7A220F47A0C	OK	Aug 16, 2019 10:23:06 AM		
Unit 4004	Entire Organization	G7B420F47A1A	OK	Aug 16, 2019 10:37:57 AM		
Unit 4018	Entire Organization	G77120F46ECB	OK	Aug 16, 2019 10:16:07 AM		
Unit 4042	Entire Organization	G79820F47A36	OK (Stationary)	Aug 16, 2019 5:37:59 AM		
Unit 4046	Entire Organization	G75F20F479F0	OK	Aug 16, 2019 10:35:37 AM		
Unit 4054	Entire Organization	G7E820F47844	OK	Aug 16, 2019 10:19:28 AM		
Unit 4057	Entire Organization	G79220F47A3C	Not Installed	Unknown		Never Transmitted
Unit 4119	Entire Organization	G78420F47729	OK	Aug 16, 2019 10:38:09 AM		



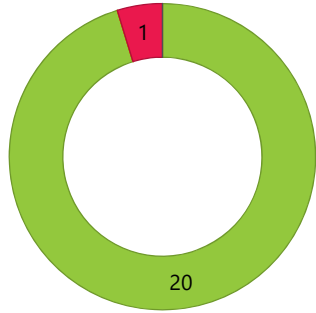
- OK
- Offline for 1 - 2 Days
- Offline for 2 - 3 Days
- Offline for 3+ Days
- Not Installed

No Vehicles Offline
0

Movement Interval (Hours):
24

Status Categories	Threshold (days)	Vehicles in Range
OK	Communication within 24 hours	8
Offline for 1 - 2 Days	1	0
Offline for 2 - 3 Days	2	0
Offline for 3+ Days	3	0
Not Installed	N/A	0

Vehicle	Group	Serial Number	Status	Last Communication Date	Days Since Last Moved	Time Since Last Communication
5314	Entire Organization	G7C520F30919	OK (Stationary)	Aug 16, 2019 10:08:43 AM		
5364	Entire Organization	G7EC20F30930	OK	Aug 16, 2019 10:28:30 AM		
5365	Entire Organization	G7B520F30969	OK (Stationary)	Aug 15, 2019 3:32:06 PM		
5366	Entire Organization	G7C320F3091F	OK (Stationary)	Aug 16, 2019 10:07:09 AM		
5367	Entire Organization	G77120F308AE	OK (Stationary)	Aug 16, 2019 7:53:14 AM		
5368	Entire Organization	G76D20F308B2	OK (Stationary)	Aug 16, 2019 10:09:58 AM		
5369	Entire Organization	G7C220F3091E	OK (Stationary)	Aug 15, 2019 6:01:29 PM		
5372	Entire Organization	G75520F3088A	OK	Aug 16, 2019 10:17:17 AM		



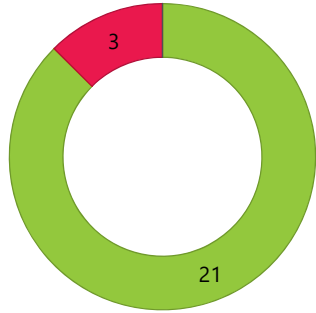
- OK
- Offline for 1 - 2 Days
- Offline for 2 - 3 Days
- Offline for 3+ Days
- Not Installed

Total Vehicles Offline
1

Movement Interval (Hours):
24

Status Categories	Threshold (days)	Vehicles in Range
OK	Communication within 24 hours	20
Offline for 1 - 2 Days	1	0
Offline for 2 - 3 Days	2	0
Offline for 3+ Days	3	1
Not Installed	N/A	0

Vehicle	Group	Serial Number	Status	Last Communication Date	Days Since Last Moved	Time Since Last Communication
Administration Vehicle 2024 FLEX	Administration	G78D20F56E36	Offline for 3+ Days	Aug 01, 2019 12:04:36 PM	63 Days	14 Days
Administration Vehicle 2025 FLEX	Administration	G72420F56D9E	OK	Aug 16, 2019 10:05:33 AM		
IT Vehicle 2021	Information Technology	G72120F56D9B	OK (Stationary)	Aug 15, 2019 9:56:56 PM		
Maintenance Vehicle 2017	Maintenance Department	G75D20F56DE7	OK	Aug 16, 2019 10:21:49 AM		
Maintenance Vehicle 2018	Maintenance Department	G7FC20F56D46	OK	Aug 16, 2019 10:30:26 AM		
Maintenance Vehicle 2019	Maintenance Department	G70420F56DBE	OK (Stationary)	Aug 16, 2019 10:07:28 AM		
Maintenance Vehicle 2020	Shipping Drivers	G71220F564A3	OK (Stationary)	Aug 15, 2019 10:34:35 PM		
Maintenance Vehicle 2023	Maintenance Department	G7F120F56E4A	OK	Aug 16, 2019 10:11:10 AM		
Maintenance Vehicle 2026	Maintenance Department	G72520F56D9F	OK	Aug 16, 2019 10:28:37 AM		
Maintenance Vehicle 2027	Maintenance Department	G72720F56D9D	OK (Stationary)	Aug 16, 2019 10:19:57 AM		
Maintenance Vehicle 2029	Maintenance Department	G76520F56DDF	OK	Aug 16, 2019 10:27:58 AM		
Maintenance Vehicle 2047	Maintenance Department	G74D20F56DF7	OK	Aug 16, 2019 10:22:25 AM		
Maintenance Vehicle 2055	Maintenance Department	G71720F56DAD	OK (Stationary)	Aug 16, 2019 10:04:51 AM		
Maintenance Vehicle 2056	Maintenance Department	G75320F56AEC	OK	Aug 16, 2019 10:12:00 AM		
Maintenance Vehicle 2057	Maintenance Department	G71620F56DAC	OK	Aug 16, 2019 10:27:09 AM		
Maintenance Vehicle 2067	Maintenance Department	G75820F56DE1	OK (Stationary)	Aug 16, 2019 10:07:45 AM		
Maintenance Vehicle 2068	Maintenance Department	G7EB20F56E50	OK	Aug 16, 2019 10:14:50 AM		
Maintenance Vehicle 2069	Shipping Drivers	G75820D56FDC	OK	Aug 16, 2019 10:05:26 AM		
Maintenance Vehicle 2071	Maintenance Department	G74C20F56DF6	OK	Aug 16, 2019 10:31:06 AM		
Maintenance Vehicle 2072	Maintenance Department	G72020F56D9A	OK (Stationary)	Aug 16, 2019 9:23:01 AM		
Maintenance Vehicle 2084	Shipping Drivers	G74520F56DFF	OK	Aug 16, 2019 10:32:00 AM		



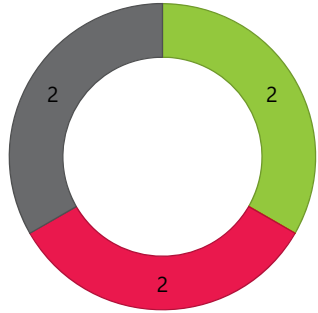
- OK
- Offline for 1 - 2 Days
- Offline for 2 - 3 Days
- Offline for 3+ Days
- Not Installed

Total Vehicles Offline
3

Movement Interval (Hours):
24

Status Categories	Threshold (days)	Vehicles in Range
OK	Communication within 24 hours	21
Offline for 1 - 2 Days	1	0
Offline for 2 - 3 Days	2	0
Offline for 3+ Days	3	3
Not Installed	N/A	0

Vehicle	Group	Serial Number	Status	Last Communication Date	Days Since Last Moved	Time Since Last Communication
3505	West Bank	G79E20E8C89E	OK	Aug 16, 2019 10:36:04 AM		
3507	West Bank	G7DD20E8C8DD	OK	Aug 16, 2019 10:35:31 AM		
3509	West Bank	G7BD20E8C8BD	OK (Stationary)	Aug 16, 2019 10:11:56 AM		
3510	East Bank	G7EC20EC8EAE	OK	Aug 16, 2019 10:35:07 AM		
3512	East Bank	G73D20E8C73C	OK	Aug 16, 2019 10:07:03 AM		
3513	West Bank	G74720E8C746	OK (Stationary)	Aug 16, 2019 7:01:08 AM		
3514	West Bank	G72120E8C62F	OK	Aug 16, 2019 10:36:25 AM		
3515	East Bank	G7BF20E8C7BE	OK	Aug 16, 2019 10:35:58 AM		
3516	East Bank	G7AA20E8C8AA	OK	Aug 16, 2019 10:24:38 AM		
3517	East Bank	G77320F7EB45	OK	Aug 16, 2019 10:07:19 AM		
3518	West Bank	G74820F7EA79	OK	Aug 16, 2019 10:13:29 AM		
3540	East Bank	G7D520E8C8D5	OK	Aug 16, 2019 10:35:54 AM		
3565	Entire Organization	G7F520E8C8F5	OK	Aug 16, 2019 10:35:28 AM		
3566	East Bank	G78820E8C888	OK	Aug 16, 2019 10:36:08 AM		
3567	East Bank	G7BB20E8C8BB	OK	Aug 16, 2019 10:29:18 AM		
3568	West Bank	G79520E8C895	OK	Aug 16, 2019 10:31:34 AM		
3569	East Bank	G7B520E8C8B5	OK	Aug 16, 2019 10:36:06 AM		
3570 Vacant	West Bank	G7BE20E8C8BE	Offline for 3+ Days	Jul 07, 2019 11:55:40 PM	53 Days	39 Days
3571	West Bank	G73520E8C835	OK	Aug 16, 2019 10:10:35 AM		
3572 Vacant	West Bank	G7CA20E8C7CB	Offline for 3+ Days	Jul 20, 2019 5:20:23 PM	51 Days	26 Days
3573	West Bank	G7F620E8C8F6	OK	Aug 16, 2019 10:36:29 AM		
3574	West Bank	G70720E8C904	OK	Aug 16, 2019 10:36:37 AM		
3575 Vacant	West Bank	G7C620E8C7C7	Offline for 3+ Days	Jul 21, 2019 10:51:06 AM	45 Days	25 Days
3576	East Bank	G71C20E8C81C	OK (Stationary)	Aug 16, 2019 3:35:01 AM		



- OK
- Offline for 1 - 2 Days
- Offline for 2 - 3 Days
- Offline for 3+ Days
- Not Installed

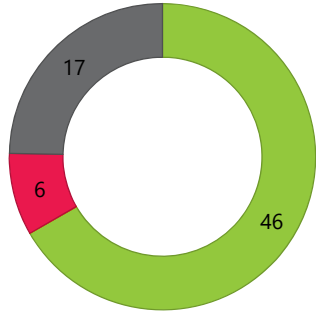
Total Vehicles Offline
2

Movement Interval (Hours):
24



Status Categories	Threshold (days)	Vehicles in Range
OK	Communication within 24 hours	2
Offline for 1 - 2 Days	1	0
Offline for 2 - 3 Days	2	0
Offline for 3+ Days	3	2
Not Installed	N/A	2

Vehicle	Group	Serial Number	Status	Last Communication Date	Days Since Last Moved	Time Since Last Communication
4416	Entire Organization	G6D920CD8FA5	Offline for 3+ Days	Jul 12, 2019 9:02:38 AM	35 Days	35 Days
8166	Entire Organization	G6DD20CD8CBC	Not Installed	Unknown		Never Transmitted
8184	Entire Organization	G60A20CD8F76	Not Installed	Unknown		Never Transmitted
8192	Entire Organization	G6D520CD8FA9	Offline for 3+ Days	Jul 07, 2019 1:01:00 AM	45 Days	40 Days
8367	Entire Organization	G6D920CD8CB8	OK (Stationary)	Aug 16, 2019 10:50:18 AM		
8371	Entire Organization	G6D320CD8FAF	OK (Stationary)	Aug 15, 2019 8:45:44 PM		



- OK
- Offline for 1 - 2 Days
- Offline for 2 - 3 Days
- Offline for 3+ Days
- Not Installed

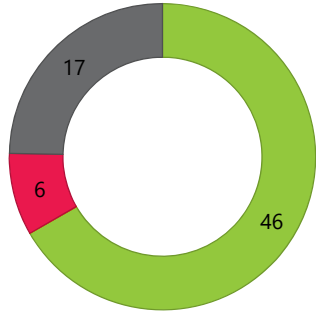
Total Vehicles Offline
6

Movement Interval (Hours):
24

Status Categories	Threshold (days)	Vehicles in Range
OK	Communication within 24 hours	46
Offline for 1 - 2 Days	1	0
Offline for 2 - 3 Days	2	0
Offline for 3+ Days	3	6
Not Installed	N/A	17

Vehicle	Group	Serial Number	Status	Last Communication Date	Days Since Last Moved	Time Since Last Communication
7016 Road Operator	WB Plants	G79F20DD6406	OK	Aug 16, 2019 11:29:12 AM		
7017 WB L/S Elect Van	West Bank Lift Stations	G77E20E2A018	OK	Aug 16, 2019 11:28:18 AM		
7025 WB L/S Fuel Truck	West Bank Lift Stations	G72C20DD62B3	OK	Aug 16, 2019 11:10:13 AM		
7032 WB L/S Carpenter	West Bank Lift Stations	G75520F46EEF	OK	Aug 16, 2019 11:28:28 AM		
7034 EB L/S Main. Superintendent	East Bank Lift Stations	G7FE20DD6366	OK	Aug 16, 2019 11:28:37 AM		
7040 Marrero Plant Operator's Truck	WB Plants	G7D220DD517C	Offline for 3+ Days	Aug 08, 2019 1:33:12 PM	8 Days	7 Days
7061 Orange Route EB L/S	East Bank Lift Stations	G61320CC33CA	OK	Aug 16, 2019 11:29:24 AM		
7062 Red Route EB L/S	East Bank Lift Stations	G62A20CC33F3	OK (Stationary)	Aug 16, 2019 12:04:21 AM		
7064 Blue Route EB L/S	East Bank Lift Stations	G62E20CD8F52	OK	Aug 16, 2019 11:28:55 AM		
7065 Green Route EB L/S	East Bank Lift Stations	G60D20CC35D6	OK	Aug 16, 2019 11:28:56 AM		
7069 Black Route EB L/S	East Bank Lift Stations	G63320CC33EA	OK	Aug 16, 2019 11:28:27 AM		
7085 Harvey Plant Mechanic's Truck	WB Plants	G70420DD51AA	OK	Aug 16, 2019 11:29:24 AM		
7087 BC Belt Press Operator's Truck	WB Plants	G76720DD63FF	OK	Aug 16, 2019 11:05:22 AM		
7088 Marrero Plant Superintendent	WB Plants	G76B20DD51C5	OK	Aug 16, 2019 11:18:14 AM		
7148 Harvey Belt Press Operator's Truck	WB Plants	G74C20DD51E2	OK	Aug 16, 2019 11:13:15 AM		
7222 E/B L/S Elect.Van	East Bank Lift Stations	G76820E2A806	Offline for 3+ Days	Aug 07, 2019 7:45:54 PM	11 Days	8 Days
7268 EB L/S Mechanic	East Bank Lift Stations	G7E820DD6370	OK	Aug 16, 2019 11:09:51 AM		
7269 EB L/S Mechanic	East Bank Lift Stations	G7D320DD634B	OK	Aug 16, 2019 11:18:04 AM		
7273 EB L/S Mechanic	East Bank Lift Stations	G77E20DD63E6	OK	Aug 16, 2019 11:28:26 AM		
7278 EB L/S Mechanic	East Bank Lift Stations	G74120DD63D9	OK	Aug 16, 2019 11:24:11 AM		
7372 WB L/S Foreman	West Bank Lift Stations	G74320E2A82D	OK	Aug 16, 2019 11:21:41 AM		
7493 EB L/S Elect.Van	East Bank Lift Stations	G74220E2A72D	OK (Stationary)	Aug 15, 2019 9:25:12 PM		
7586 EB Fuel Truck	East Bank Lift Stations	G77120DD63E9	OK	Aug 16, 2019 11:21:12 AM		
7587 EB L/S Laborer Truck	East Bank Lift Stations	G63A20CD8F46	Offline for 3+ Days	Jul 10, 2019 4:25:57 PM	38 Days	36 Days
7626 EB	East Bank Lift Stations, West Bank	G7F520DD636D	OK (Stationary)	Aug 16, 2019 5:37:49 AM		
7634 WB L/S Elect Van	West Bank Lift Stations	G79420E2A7FB	OK	Aug 16, 2019 11:28:58 AM		





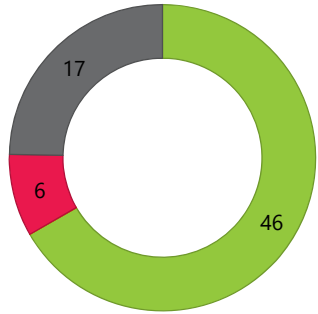
- OK
- Offline for 1 - 2 Days
- Offline for 2 - 3 Days
- Offline for 3+ Days
- Not Installed

Total Vehicles Offline
6

Movement Interval (Hours):
24

Status Categories	Threshold (days)	Vehicles in Range
OK	Communication within 24 hours	46
Offline for 1 - 2 Days	1	0
Offline for 2 - 3 Days	2	0
Offline for 3+ Days	3	6
Not Installed	N/A	17

Vehicle	Group	Serial Number	Status	Last Communication Date	Days Since Last Moved	Time Since Last Communication
7637 EB L/S Welder Truck	East Bank Lift Stations	G79320E2A7FC	OK (Stationary)	Aug 16, 2019 10:57:41 AM		
7665 WB L/S Welder Truck	West Bank Lift Stations	G77F20E2A811	OK (Stationary)	Aug 16, 2019 11:24:31 AM		
7668 Marrero Plant Welder's Truck	WB Plants	G7DD20DD5173	Offline for 3+ Days	Jul 05, 2019 11:42:02 PM	113 Days	41 Days
7680 Marrero Plant Laborer's Truck	WB Plants	G78F20DD5121	OK	Aug 16, 2019 11:28:01 AM		
7682 EB L/S Laborer Truck	East Bank Lift Stations	G66A20CC33B3	Offline for 3+ Days	Nov 26, 2018 10:19:41 AM	263 Days	263 Days
7701 WB L/S Elect Van	West Bank Lift Stations	G77120E2A81F	OK	Aug 16, 2019 11:29:22 AM		
7710 EB L/S Elect. Van	East Bank Lift Stations	G79D20E2A7F2	OK	Aug 16, 2019 11:28:11 AM		
7718 Harvey Plant Laborer's Truck	WB Plants	G72C20DD5182	OK (Stationary)	Aug 16, 2019 11:05:23 AM		
7770 BC Mechanic's Truck	WB Plants	G74A20DD63D2	OK (Stationary)	Aug 16, 2019 11:16:31 AM		
7772 EB L/S Foreman	East Bank Lift Stations	G76B20E2A805	OK	Aug 16, 2019 11:13:46 AM		
7845 Lafitte Plants Mechanic's Truck	WB Plants	G7E720DD637F	OK	Aug 16, 2019 11:25:11 AM		
7846 Sewerage WWTP General Superintendent	WB Plants	G76F20E2A801	OK	Aug 16, 2019 11:28:41 AM		
7858 Marrero Plant Mechanic's Truck	WB Plants	G7BC20DD5112	OK	Aug 16, 2019 11:24:28 AM		
7866 E&WB L/S Vac•con Truck	East Bank Lift Stations	G74020E2A026	OK	Aug 16, 2019 11:29:04 AM		
7876 Harvey Plant Supt.	WB Plants	G73620DD5198	OK	Aug 16, 2019 11:15:37 AM		
7882 WB L/S Route 1	West Bank Lift Stations	G7F620F46E4C	OK	Aug 16, 2019 11:28:30 AM		
7883 WB L/S Route 2	West Bank Lift Stations	G78720F46F22	Offline for 3+ Days	Aug 05, 2019 12:06:34 PM	11 Days	10 Days
7885 WB L/S Route 3	West Bank Lift Stations	G79A20F46C22	OK	Aug 16, 2019 11:21:00 AM		
7886 WB L/S Route 4	West Bank Lift Stations	G70820F46CB0	OK	Aug 16, 2019 11:27:33 AM		
7887 WB L/S Route 5	West Bank Lift Stations	G7C820F46E72	OK (Stationary)	Aug 15, 2019 7:03:46 PM		
7922 WB L/S Mechanic Truck	West Bank Lift Stations	G74220D644FC	OK	Aug 16, 2019 11:29:17 AM		
7923 WB L/S Pump Mechnic	West Bank Lift Stations	G7C420DD635C	OK (Stationary)	Aug 16, 2019 11:08:15 AM		
7924 WB L/S Mechanic Truck	West Bank Lift Stations	G78820D64535	OK	Aug 16, 2019 11:28:00 AM		
7925 WB L/S Mechanic Truck	West Bank Lift Stations	G78220D6453F	OK	Aug 16, 2019 11:28:33 AM		
7938 WB Laborer Truck	West Bank Lift Stations	G7A820F46F0D	OK (Stationary)	Aug 16, 2019 11:06:47 AM		
7939 WB Laborer Truck	West Bank Lift Stations	G7B820F46F1D	OK	Aug 16, 2019 11:08:17 AM		



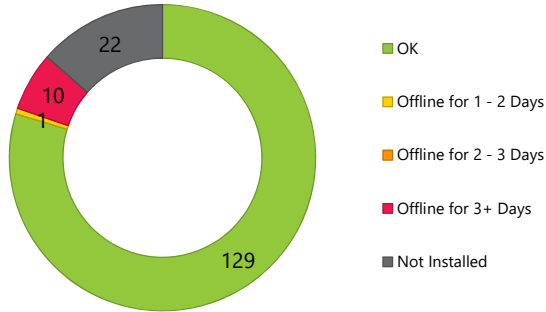
- OK
- Offline for 1 - 2 Days
- Offline for 2 - 3 Days
- Offline for 3+ Days
- Not Installed

Total Vehicles Offline
6

Movement Interval (Hours):
24

Status Categories	Threshold (days)	Vehicles in Range
OK	Communication within 24 hours	46
Offline for 1 - 2 Days	1	0
Offline for 2 - 3 Days	2	0
Offline for 3+ Days	3	6
Not Installed	N/A	17

Vehicle	Group	Serial Number	Status	Last Communication Date	Days Since Last Moved	Time Since Last Communication
G72720F46B9E	Entire Organization	G72720F46B9E	Not Installed	Unknown		Never Transmitted
G74A20F46EF0	Entire Organization	G74A20F46EF0	Not Installed	Unknown		Never Transmitted
G78D20F56933	Entire Organization	G78D20F56933	Not Installed	Unknown		Never Transmitted
G79D20F56923	Entire Organization	G79D20F56923	Not Installed	Unknown		Never Transmitted
G7B120F5690F	Entire Organization	G7B120F5690F	Not Installed	Unknown		Never Transmitted
G7BC20F46D07	Entire Organization	G7BC20F46D07	Not Installed	Unknown		Never Transmitted
G7BC20F56902	Entire Organization	G7BC20F56902	Not Installed	Unknown		Never Transmitted
G7D520F56868	Entire Organization	G7D520F56868	Not Installed	Unknown		Never Transmitted
G7DE20F46E64	Entire Organization	G7DE20F46E64	Not Installed	Unknown		Never Transmitted
G7EB20F46E51	Entire Organization	G7EB20F46E51	Not Installed	Unknown		Never Transmitted
G7F120F46E4B	Entire Organization	G7F120F46E4B	Not Installed	Unknown		Never Transmitted
G7F720F46E4D	Entire Organization	G7F720F46E4D	Not Installed	Unknown		Never Transmitted
G7F820F56946	Entire Organization	G7F820F56946	Not Installed	Unknown		Never Transmitted
Vehicle32	Entire Organization	G77420DD63EC	Not Installed	Unknown		Never Transmitted
Vehicle42	Entire Organization	G7B220DD511C	Not Installed	Unknown		Never Transmitted
Vehicle44	Entire Organization	G77720DD51D9	Not Installed	Unknown		Never Transmitted
Vehicle71	Entire Organization	G75320E2A83D	Not Installed	Unknown		Never Transmitted

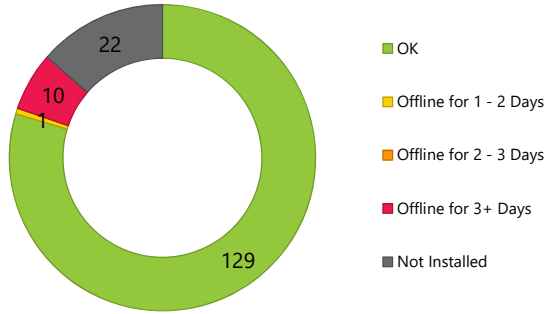


Total Vehicles Offline
11

Movement Interval (Hours):
24

Status Categories	Threshold (days)	Vehicles in Range
OK	Communication within 24 hours	129
Offline for 1 - 2 Days	1	1
Offline for 2 - 3 Days	2	0
Offline for 3+ Days	3	10
Not Installed	N/A	22

Vehicle	Group	Serial Number	Status	Last Communication Date	Days Since Last Moved	Time Since Last Communication
4104 - 2008 F150 - [REDACTED]	STREETS WESTBANK	G79820F34508	OK	Aug 16, 2019 10:08:43 AM		
4124 - 2019 FORD TRASH TRUCK	Entire Organization	G7B020F35332	OK (Stationary)	Aug 16, 2019 3:26:35 AM		
4140 - 2003 FORD F350 - [REDACTED]	STREETS EASTBANK	G75D20F0820F	Offline for 3+ Days	Aug 13, 2019 9:51:20 AM	58 Days	3 Days
4169 - 2001 F150 - SPARE VEHICLE	STREETS ADMINISTRATION	G71E20F319D2	OK (Stationary)	Aug 16, 2019 10:16:46 AM		
4180 - 2008 2YD DUMP - [REDACTED]	STREETS EASTBANK	G77220F352F7	OK	Aug 16, 2019 10:28:47 AM		
4198 - 2008 FORD F350 - [REDACTED]	EASTBANK	G70620F07F57	OK (Stationary)	Aug 15, 2019 8:25:07 PM		
4210 - 2008 FORD F150 - [REDACTED]	STREETS EASTBANK	G77720F08027	OK	Aug 16, 2019 10:29:49 AM		
4215 - 2008 VACCON - [REDACTED]	STREETS EASTBANK	G73B20F08269	OK	Aug 16, 2019 10:14:35 AM		
4220 - 2004 CEMENT TRUCK - [REDACTED]	STREETS WESTBANK	G75320F07BFE	OK	Aug 16, 2019 10:28:07 AM		
4226 - 2008 F350 - [REDACTED]	STREETS WESTBANK	G70320F318CC	OK (Stationary)	Aug 16, 2019 6:26:57 AM		
4229 - 2004 TRUCK TRACTOR - [REDACTED]	EASTBANK	G71A20F3529F	OK (Stationary)	Aug 15, 2019 4:04:10 PM		
4249 - 2009 F150 - [REDACTED]	STREETS WESTBANK	G76220F34BF8	OK	Aug 16, 2019 10:24:20 AM		
4251 - 2009 10YD DUMP - [REDACTED]	STREETS WESTBANK	G73A20F08268	OK	Aug 16, 2019 10:24:23 AM		
4262 - 2004 F750 - [REDACTED]	STREETS EASTBANK	G78020EC511F	OK	Aug 16, 2019 10:01:19 AM		
4294 - 2006 10YD DUMP TRUCK - [REDACTED]	STREETS WESTBANK	G72F20F34AB2	OK (Stationary)	Aug 16, 2019 10:17:09 AM		
4295 - 2006 10YD DUMP TRUCK - [REDACTED]	STREETS WESTBANK	G7E320F3192F	OK (Stationary)	Aug 16, 2019 2:39:49 AM		
4303 - 2010 10YD DUMP - [REDACTED]	STREETS WESTBANK	G72020F352A5	OK (Stationary)	Aug 16, 2019 10:00:19 AM		
4315 - 2009 F450 - NO ASSIGNED DRIVER	STREETS WESTBANK	G7EA20F34976	OK	Aug 16, 2019 10:30:14 AM		
4323 - 2009 F450 - [REDACTED]	STREETS WESTBANK	G76420F34AF9	OK	Aug 16, 2019 10:29:08 AM		
4329 - 2009 FORD F150 - [REDACTED]	STREETS ADMINISTRATION	G7AA20F07FFB	OK (Stationary)	Aug 16, 2019 7:40:47 AM		
4401 - 2008 FORD F150 - [REDACTED]	STREETS ADMINISTRATION	G76D20F0803D	OK	Aug 16, 2019 10:29:16 AM		
4402 - 2012 F150 - [REDACTED]	STREETS ADMINISTRATION	G74220F34ADF	OK	Aug 16, 2019 10:30:12 AM		
4408 - 2002 F150 - [REDACTED]	STREETS WESTBANK	G71220F34A8F	OK	Aug 16, 2019 10:29:47 AM		
4419 - 2012 F350 - [REDACTED]	STREETS WESTBANK	G76C20F34AF1	OK (Stationary)	Aug 16, 2019 4:43:51 AM		
4420 - 2013 F150 - [REDACTED]	STREETS ADMINISTRATION	G7B120F07FE0	OK	Aug 16, 2019 10:28:11 AM		
4421 - 2013 FORD F150 - [REDACTED]	STREETS ADMINISTRATION	G7AD20F081FE	OK (Stationary)	Aug 16, 2019 4:54:50 AM		

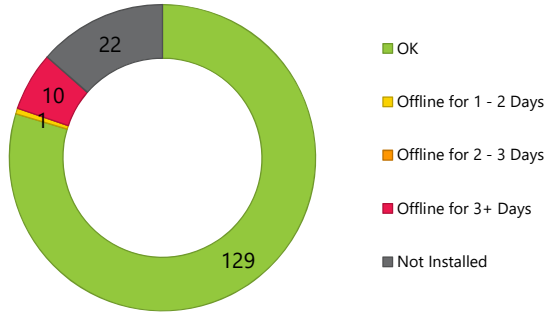


Total Vehicles Offline
11

Movement Interval (Hours):
24

Status Categories	Threshold (days)	Vehicles in Range
OK	Communication within 24 hours	129
Offline for 1 - 2 Days	1	1
Offline for 2 - 3 Days	2	0
Offline for 3+ Days	3	10
Not Installed	N/A	22

Vehicle	Group	Serial Number	Status	Last Communication Date	Days Since Last Moved	Time Since Last Communication
4422 - 2013 FORD F150 - [REDACTED]	STREETS ADMINISTRATION	G7B220F081E1	OK	Aug 16, 2019 10:15:15 AM		
4439 - 2013 F350 - [REDACTED]	STREETS WESTBANK	G71820EC5187	OK (Stationary)	Aug 16, 2019 1:13:16 AM		
4440 - 2013 CEMENT TRUCK - [REDACTED]	STREETS WESTBANK	G70420F31AC9	OK (Stationary)	Aug 16, 2019 10:24:01 AM		
4441 - 2003 12YD DUMP - [REDACTED]	STREETS WESTBANK	G7B520F35337	OK (Stationary)	Aug 16, 2019 10:06:25 AM		
4446 - Sand Spreader - [REDACTED]	STREETS WESTBANK	G7AF20F081FC	OK	Aug 16, 2019 10:03:38 AM		
4450 - 2015 F350 - [REDACTED]	STREETS WESTBANK	G75620F352D3	OK	Aug 16, 2019 10:29:39 AM		
4452 - 2014 FORD F150 - [REDACTED]	STREETS ADMINISTRATION	G75E20F0800E	OK	Aug 16, 2019 10:29:58 AM		
4455 - 2015 F750 - [REDACTED]	STREETS WESTBANK	G7E020F34B7A	OK	Aug 16, 2019 10:29:38 AM		
4472 - 2016 DODGE RAM - [REDACTED]	STREETS ADMINISTRATION	G7F120F34D69	OK	Aug 16, 2019 10:29:00 AM		
4473 - 2016 RAM1500 - [REDACTED]	STREETS WESTBANK	G77C20EC51E3	OK	Aug 16, 2019 10:30:08 AM		
4480 - 2017 FORD F450 - [REDACTED]	STREETS WESTBANK	G77D20EC50E1	OK	Aug 16, 2019 10:17:49 AM		
4481 - 2017 2YD DUMP TRUCK - [REDACTED]	STREETS WESTBANK	G79920F34806	OK	Aug 16, 2019 10:29:41 AM		
4484 - 2018 F750 - [REDACTED]	STREETS WESTBANK	G75E20F34BC4	OK	Aug 16, 2019 10:20:18 AM		
4488 - 2018 F450 - [REDACTED]	STREETS WESTBANK	G75920F34BC3	OK	Aug 16, 2019 10:23:37 AM		
4489 - 2018 TRAVERSE - [REDACTED]	STREETS WESTBANK	G70D20F31AC0	OK	Aug 16, 2019 10:29:05 AM		
4512 - 2019 FORD F750 - [REDACTED]	STREETS EASTBANK	G73E20F352BB	OK	Aug 16, 2019 10:28:55 AM		
4520 - 2003 F750 - [REDACTED]	STREETS WESTBANK	G72D20F34BB7	OK	Aug 16, 2019 9:56:24 AM		
4523 - 2003 10YD DUMP TRUCK - [REDACTED]	STREETS WESTBANK	G7DC20F3505B	OK (Stationary)	Aug 16, 2019 3:59:21 AM		
4525 - 2019 12YD DUMP - [REDACTED]	STREETS WESTBANK	G78520F35307	OK	Aug 16, 2019 10:29:42 AM		
4530 - 2007 10YD DUMP TRUCK - [REDACTED]	STREETS EASTBANK	G79720EC5108	OK (Stationary)	Aug 16, 2019 10:07:50 AM		
4538 - 2005 5YD DUMP TRUCK - [REDACTED]	EASTBANK	G7B720F081E4	OK	Aug 16, 2019 10:09:56 AM		
4540 - 2007 10YD DUMP - [REDACTED]	STREETS WESTBANK	G73120F08263	OK (Stationary)	Aug 16, 2019 9:24:34 AM		
4553 - FORD E450 - [REDACTED]	STREETS WESTBANK	G78220F35300	OK	Aug 16, 2019 10:28:46 AM		
4570 - 2007 F150 - [REDACTED]	STREETS WESTBANK	G75220F34BC8	OK	Aug 16, 2019 10:29:56 AM		
4576 - 2007 FORD EXPLORER - [REDACTED]	WESTBANK	G76120F34BFB	OK	Aug 16, 2019 10:29:53 AM		
4584 - 2008 2YD DUMP - [REDACTED]	STREETS WESTBANK	G7D020EC514F	Offline for 3+ Days	Jul 30, 2019 7:23:12 AM	17 Days	17 Days

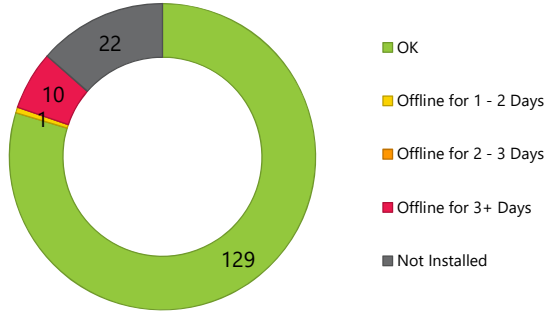


Total Vehicles Offline
11

Movement Interval (Hours):
24

Status Categories	Threshold (days)	Vehicles in Range
OK	Communication within 24 hours	129
Offline for 1 - 2 Days	1	1
Offline for 2 - 3 Days	2	0
Offline for 3+ Days	3	10
Not Installed	N/A	22

Vehicle	Group	Serial Number	Status	Last Communication Date	Days Since Last Moved	Time Since Last Communication
4585 - 2008 5YD DUMP TRUCK -	STREETS WESTBANK	G7D520F35052	OK	Aug 16, 2019 10:30:17 AM		
4589 - 10YD DUMP -	STREETS WESTBANK	G7D420EC514B	OK	Aug 16, 2019 10:01:24 AM		
4591 - 2008 2YD DUMP TRUCK -	STREETS WESTBANK	G70920F34A94	OK (Stationary)	Aug 16, 2019 10:04:48 AM		
4593 - 2018 E450 VAN -	STREETS WESTBANK	G7A220F35320	OK	Aug 16, 2019 10:29:02 AM		
4594 - 2008 2YD DUMP TRUCK -	STREETS WESTBANK	G77220F348ED	Offline for 3+ Days	Aug 08, 2019 8:48:25 AM	8 Days	8 Days
4595 - 2008 10YD DUMP TRUCK -	STREETS WESTBANK	G70920F34B93	OK (Stationary)	Aug 15, 2019 12:33:55 PM		
4605 - 2008 10YD DUMP -	STREETS EASTBANK	G70120F08253	OK (Stationary)	Aug 16, 2019 9:45:47 AM		
4606 - 2008 TRASH TRUCK	STREETS EASTBANK	G74220F08012	OK (Stationary)	Aug 16, 2019 4:29:14 AM		
4607 - 2008 CEMENT TRUCK -	STREETS EASTBANK	G7A820F081FB	OK (Stationary)	Aug 16, 2019 10:13:22 AM		
4632 - 2008 FORD EXPLORER -	ADMINISTRATION	G75120F08203	OK	Aug 16, 2019 10:23:40 AM		
4635 - 2009 - 6 YD DUMP -	STREETS EASTBANK	G73720F08265	OK	Aug 16, 2019 10:27:58 AM		
4636 - 2009 6YD DUMP -	STREETS EASTBANK	G7D420F35251	OK (Stationary)	Aug 16, 2019 12:24:47 AM		
4638 - 2008 FORD E350 -	STREETS EASTBANK	G70D20F07F5C	Offline for 1 - 2 Days	Aug 14, 2019 4:55:05 PM	25 Days	1 Days
4655 - 2009 FORD F150 -	STREETS EASTBANK	G7AB20F081F8	OK	Aug 15, 2019 3:47:50 PM		
4657 - 2009 FORD F150 -	STREETS ADMINISTRATION	G74920F08019	OK	Aug 16, 2019 10:04:06 AM		
4658 - 2009 FORD E450 -	STREETS EASTBANK	G75320F08201	OK (Stationary)	Aug 16, 2019 10:01:44 AM		
4659 - 2009 FORD F350 -	EASTBANK	G74320F08211	OK	Aug 16, 2019 10:11:59 AM		
4666 - 2012 F750 -	STREETS EASTBANK	G78A20EC5115	Offline for 3+ Days	Jul 26, 2019 11:57:57 AM	21 Days	20 Days
4667 - 2012 F350 -	STREETS EASTBANK	G7DB20EC5144	OK (Stationary)	Aug 16, 2019 10:10:17 AM		
4674 - 2013 FORD F150 - SPARE	STREETS EASTBANK	G7DC20F0818F	OK	Aug 16, 2019 10:29:38 AM		
4675 - 2014 F350 -	STREETS EASTBANK	G78020F34D18	OK	Aug 16, 2019 10:27:05 AM		
4676 - 2013 FORD F350 -	STREETS EASTBANK	G72B20F08178	OK	Aug 16, 2019 10:19:27 AM		
4677 - 2014 FORD F350 -	STREETS EASTBANK	G78020F081D3	OK (Stationary)	Aug 16, 2019 6:36:58 AM		
4678 - 2014 F350 -	STREETS EASTBANK	G76520F08237	OK	Aug 16, 2019 10:30:16 AM		
4679 - 2014 F350 -	STREETS EASTBANK	G7A220EC523C	OK (Stationary)	Aug 15, 2019 4:05:18 PM		
4682 - 2015 FORD F750 -	STREETS EASTBANK	G77020F08222	OK	Aug 16, 2019 10:25:22 AM		

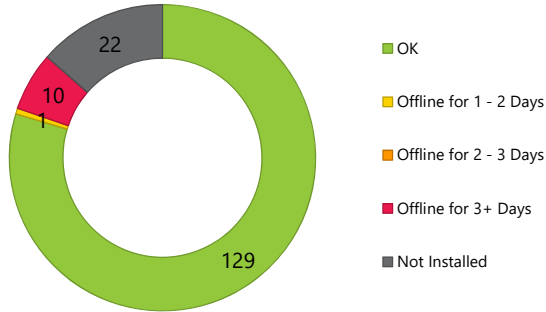


Total Vehicles Offline
11

Movement Interval (Hours):
24

Status Categories	Threshold (days)	Vehicles in Range
OK	Communication within 24 hours	129
Offline for 1 - 2 Days	1	1
Offline for 2 - 3 Days	2	0
Offline for 3+ Days	3	10
Not Installed	N/A	22

Vehicle	Group	Serial Number	Status	Last Communication Date	Days Since Last Moved	Time Since Last Communication
4683 - 2015 KENWORTH TRUCK - [REDACTED]	STREETS EASTBANK	G7B120F081E2	OK	Aug 16, 2019 10:29:35 AM		
4697 - 2017 RAM1500 - [REDACTED]	STREETS EASTBANK	G7B620EC5228	OK	Aug 16, 2019 10:26:06 AM		
4698 - 2017 RAM1500 - [REDACTED]	STREETS EASTBANK	G78220EC531B	OK (Stationary)	Aug 16, 2019 10:05:16 AM		
4700 - 2017 F350 - [REDACTED]	STREETS EASTBANK	G7C320EC515C	Offline for 3+ Days	Jul 16, 2018 10:28:04 AM	396 Days	396 Days
4701 - 2017 F350 - [REDACTED]	STREETS EASTBANK	G71D20EC5182	OK	Aug 16, 2019 10:29:29 AM		
4702 - 2017 FORD EXPLORER - [REDACTED]	ADMINISTRATION	G79420EC510B	OK	Aug 16, 2019 10:18:55 AM		
4705 - 2017 2YD DUMP TRUCK - [REDACTED]	EASTBANK	G70820F0825A	OK	Aug 16, 2019 10:29:57 AM		
4706 - 10 YD DUMP - [REDACTED]	STREETS EASTBANK	G78820F3530A	OK (Stationary)	Aug 16, 2019 5:12:21 AM		
4709 - 2016 FREIGHTLINER - [REDACTED]	STREETS EASTBANK	G76520F352E0	OK	Aug 16, 2019 10:12:19 AM		
4710 - 2017 10 YD DUMP - [REDACTED]	STREETS EASTBANK	G71E20F3529B	OK	Aug 16, 2019 10:24:15 AM		
4715 - 2009 2YD DUMP - [REDACTED]	Entire Organization	G7F620F35273	OK	Aug 16, 2019 10:28:54 AM		
7321 - 2007 FORD F250 - [REDACTED]	PARKWAYS EASTBANK	G76E20F352EB	OK	Aug 16, 2019 10:29:16 AM		
7715 - 2008 VACCON - EMERGENCY UNIT - B [REDACTED]	STREETS EASTBANK	G7BC20F3503B	Offline for 3+ Days	Feb 05, 2019 1:21:27 PM	214 Days	191 Days
9000 - 2008 VACCON [REDACTED]	STREETS WESTBANK	G79620F07B3B	OK (Stationary)	Aug 16, 2019 6:24:13 AM		
9001 - 2009 5YD DUMP TRUCK - [REDACTED]	STREETS WESTBANK	G7C820F3504F	OK	Aug 16, 2019 10:29:47 AM		
9205 - 2016 DODGE RAM - [REDACTED]	PARKWAYS WESTBANK	G7BB20F3503C	OK	Aug 16, 2019 10:23:54 AM		
9207 - 2019 DODGE RAM - [REDACTED]	PARKWAYS WESTBANK	G72420F352A1	OK	Aug 16, 2019 10:30:08 AM		
9213 - 2019 DODGE RAM - [REDACTED]	PARKWAYS EASTBANK	G79820F3531A	OK	Aug 16, 2019 10:26:38 AM		
9222 - 2019 DODGE RAM - [REDACTED]	PARKWAYS EASTBANK	G76620F352E3	OK	Aug 16, 2019 10:29:02 AM		
9248 - 2019 FORD BUCKET TRUCK - [REDACTED]	PARKWAYS EASTBANK	G74B20F350CC	OK (Stationary)	Aug 16, 2019 10:14:30 AM		
9260 - 2001 FLUSHER - [REDACTED]	PARKWAYS EASTBANK	G75C20F352D9	OK (Stationary)	Aug 16, 2019 10:22:45 AM		
9268 - 2003 FLUSH TRUCK - [REDACTED]	PARKWAYS WESTBANK	G71C20F0824E	OK (Stationary)	Aug 16, 2019 10:01:36 AM		
9269 - 2003 BUCKET TRUCK - [REDACTED]	PARKWAYS EASTBANK	G76D20F34CF6	OK (Stationary)	Aug 16, 2019 10:20:22 AM		
9309 - 2015 BUCKET TRUCK - [REDACTED]	PARKWAYS EASTBANK	G7CB20F3504C	OK	Aug 16, 2019 10:29:30 AM		
9320 - 2003 F550 - [REDACTED]	PARKWAYS WESTBANK	G74D20F352C8	OK (Stationary)	Aug 16, 2019 6:46:39 AM		
9323 - 2016 DODGE RAM - [REDACTED]	PARKWAYS EASTBANK	G7B420F35033	OK	Aug 16, 2019 10:29:09 AM		



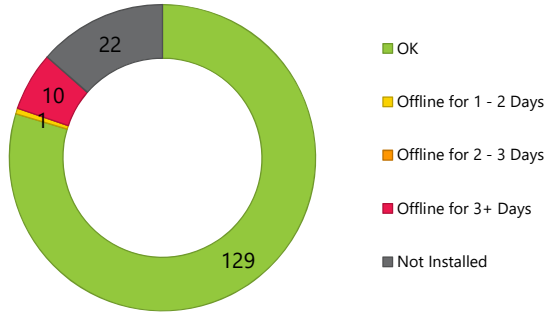
Total Vehicles Offline
11

Movement Interval (Hours):
24

Status Categories	Threshold (days)	Vehicles in Range
OK	Communication within 24 hours	129
Offline for 1 - 2 Days	1	1
Offline for 2 - 3 Days	2	0
Offline for 3+ Days	3	10
Not Installed	N/A	22

Vehicle	Group	Serial Number	Status	Last Communication Date	Days Since Last Moved	Time Since Last Communication
9324 - 2016 FORD EXPLORER - [REDACTED]	ADMINISTRATION	G7EB20F3506C	OK	Aug 16, 2019 10:29:45 AM		
9326 - 2016 F450 - COMMUNITY SERVICE VAI	PARKWAYS EASTBANK	G7D920F3505E	OK	Aug 16, 2019 10:21:37 AM		
9327 - 2004 GRAPPLE TRUCK - [REDACTED]	EASTBANK	G7CA20F3504D	OK (Stationary)	Aug 15, 2019 11:14:35 PM		
9339 - 2018 FLUSH TRUCK - [REDACTED]	PARKWAYS EASTBANK	G77A20F352FF	OK	Aug 16, 2019 10:03:33 AM		
9341 - 2017 STREET FLUSHER - [REDACTED]	Entire Organization	G77020F352F5	OK	Aug 16, 2019 10:29:33 AM		
9346 - 2004 BUCKET TRUCK - [REDACTED]	PARKWAYS EASTBANK	G71D20F0824F	OK	Aug 16, 2019 10:27:11 AM		
9349 - 2018 DODGE RAM - [REDACTED]	PARKWAYS EASTBANK	G78A20F35308	OK	Aug 16, 2019 10:15:30 AM		
9360 - 2005 BUCKET TRUCK - [REDACTED]	KWAYS EASTBANK	G70B20F08259	OK (Stationary)	Aug 16, 2019 5:33:57 AM		
9432 - 2008 F250 - [REDACTED]	STREETS ADMINISTRATION	G7BD20F07FEC	OK	Aug 16, 2019 10:29:48 AM		
9439 - 2008 F450 - [REDACTED]	PARKWAYS WESTBANK	G74220EC51DD	OK	Aug 16, 2019 10:28:55 AM		
9441 - 2008 F450 - [REDACTED]	PARKWAYS EASTBANK	G7E820F081BB	OK	Aug 16, 2019 10:06:08 AM		
9443 - 2008 STAKEBODY - [REDACTED]	EASTBANK	G75420F07CF8	OK	Aug 16, 2019 10:29:13 AM		
9452 - 2011 E450 - [REDACTED]	PARKWAYS WESTBANK	G77520F352F0	OK (Stationary)	Aug 16, 2019 4:43:07 AM		
9453 - 2011 E450 - [REDACTED]	PARKWAYS EASTBANK	G72E20EC51B1	OK (Stationary)	Aug 15, 2019 1:25:55 PM		
9594 - 2013 F350 - [REDACTED]	PARKWAYS EASTBANK	G7BA20F3503D	OK	Aug 16, 2019 10:30:03 AM		
9597 - 2014 SWEEPER - [REDACTED]	Organization	G79D20F3501A	OK	Aug 16, 2019 7:01:05 AM		
9644 - 2009 F250 - [REDACTED]	PARKWAYS EASTBANK	G71A20F0804A	OK (Stationary)	Aug 16, 2019 2:02:52 AM		
9645 - 2009 F250 - [REDACTED]	PARKWAYS WESTBANK	G70920EC5196	OK (Stationary)	Aug 15, 2019 4:31:35 PM		
9649 - 2009 F250 - [REDACTED]	PARKWAYS WESTBANK	G7CC20F3504B	Offline for 3+ Days	Jul 28, 2019 6:14:41 AM	23 Days	19 Days
9651 - 2009 FORD EXPLORER - [REDACTED]	ARKWAYS WESTBANK	G75C20F0800C	OK	Aug 16, 2019 10:26:37 AM		
9652 - 2009 FORD EXPLORER - SPARE	PARKWAYS WESTBANK	G7A920F081FA	OK (Stationary)	Aug 16, 2019 10:00:27 AM		
9653 - 2005 F750 BUCKET TRUCK - [REDACTED]	Organization	G7CA20F35348	OK (Stationary)	Aug 15, 2019 1:48:17 PM		
9655 - 2009 FORD RANGER - [REDACTED]	ARKWAYS WESTBANK	G76920F352EC	OK	Aug 16, 2019 10:09:19 AM		
9692 - 2016 DODGE RAM - [REDACTED]	PARKWAYS WESTBANK	G7F920EC5166	OK (Stationary)	Aug 16, 2019 10:09:05 AM		
9693 - 1997 FORD SPRAYER TRUCK - [REDACTED]	Organization	G7A420F35326	OK (Stationary)	Aug 15, 2019 9:08:08 PM		
9696 - 2016 DODGE RAM - [REDACTED]	PARKWAYS WESTBANK	G7E420F35063	OK	Aug 16, 2019 10:17:43 AM		



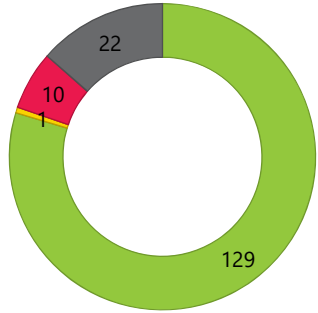


Total Vehicles Offline
11

Movement Interval (Hours):
24

Status Categories	Threshold (days)	Vehicles in Range
OK	Communication within 24 hours	129
Offline for 1 - 2 Days	1	1
Offline for 2 - 3 Days	2	0
Offline for 3+ Days	3	10
Not Installed	N/A	22

Vehicle	Group	Serial Number	Status	Last Communication Date	Days Since Last Moved	Time Since Last Communication
9770 - 2016 DODGE RAM - [REDACTED]	PARKWAYS WESTBANK	G7A420F35023	OK	Aug 16, 2019 10:29:59 AM		
9785 - 2016 E350 VAN - [REDACTED]	PARKWAYS EASTBANK	G7DF20F35058	OK (Stationary)	Aug 16, 2019 10:19:44 AM		
9799 - 2017 FORD EXPLORER - [REDACTED]	PARKWAYS EASTBANK	G7BE20F35039	OK	Aug 16, 2019 10:30:09 AM		
9920 - 2008 TRASH TRUCK - [REDACTED]	WESTBANK	G72720F352A2	OK	Aug 16, 2019 10:03:45 AM		
9931 - 2009 FORD F750 - [REDACTED]	PARKWAYS EASTBANK	G72220F352A7	OK	Aug 16, 2019 10:23:26 AM		
G74220F34BD8	STREETS WESTBANK	G74220F34BD8	Offline for 3+ Days	Jun 14, 2019 6:14:06 AM	77 Days	63 Days
G74820F08018	STREETS EASTBANK	G74820F08018	Offline for 3+ Days	Dec 17, 2018 8:43:12 AM	242 Days	242 Days
G74B20F07EE5	Entire Organization	G74B20F07EE5	Not Installed	Unknown		Never Transmitted
G74E20F352CB	Entire Organization	G74E20F352CB	Not Installed	Unknown		Never Transmitted
G75E20F352DB	Entire Organization	G75E20F352DB	Not Installed	Unknown		Never Transmitted
G75F20F0820D	Entire Organization	G75F20F0820D	Not Installed	Unknown		Never Transmitted
G76620F347F8	STREETS WESTBANK	G76620F347F8	Offline for 3+ Days	Jun 20, 2019 5:45:29 PM	71 Days	56 Days
G76920F08039	Entire Organization	G76920F08039	Not Installed	Unknown		Never Transmitted
G77420F352F1	Entire Organization	G77420F352F1	OK (Stationary)	Aug 15, 2019 10:16:48 PM		
G77C20F352F9	Entire Organization	G77C20F352F9	Not Installed	Unknown		Never Transmitted
G77E20F352FB	Entire Organization	G77E20F352FB	Not Installed	Unknown		Never Transmitted
G78020F35302	Entire Organization	G78020F35302	Not Installed	Unknown		Never Transmitted
G78720F35305	Entire Organization	G78720F35305	Not Installed	Unknown		Never Transmitted
G78C20F3530E	Entire Organization	G78C20F3530E	Not Installed	Unknown		Never Transmitted
G78E20F3530C	Entire Organization	G78E20F3530C	Not Installed	Unknown		Never Transmitted
G78F20F3530D	Entire Organization	G78F20F3530D	Not Installed	Unknown		Never Transmitted
G79620F35314	Entire Organization	G79620F35314	Not Installed	Unknown		Never Transmitted
G79920F3531B	Entire Organization	G79920F3531B	Not Installed	Unknown		Never Transmitted
G79C20F3531E	Entire Organization	G79C20F3531E	Not Installed	Unknown		Never Transmitted
G7AB20F35329	Entire Organization	G7AB20F35329	Not Installed	Unknown		Never Transmitted
G7BA20F35338	Entire Organization	G7BA20F35338	Not Installed	Unknown		Never Transmitted



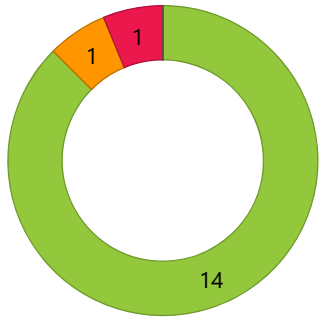
- OK
- Offline for 1 - 2 Days
- Offline for 2 - 3 Days
- Offline for 3+ Days
- Not Installed

Total Vehicles Offline
<b>11</b>

Movement Interval (Hours):
<b>24</b>

Status Categories	Threshold (days)	Vehicles in Range
OK	Communication within 24 hours	129
Offline for 1 - 2 Days	1	1
Offline for 2 - 3 Days	2	0
Offline for 3+ Days	3	10
Not Installed	N/A	22

Vehicle	Group	Serial Number	Status	Last Communication Date	Days Since Last Moved	Time Since Last Communication
G7BD20F3533F	Entire Organization	G7BD20F3533F	Not Installed	Unknown		Never Transmitted
G7CB20F08198	Entire Organization	G7CB20F08198	Not Installed	Unknown		Never Transmitted
G7D320F08180	Entire Organization	G7D320F08180	Not Installed	Unknown		Never Transmitted
G7D420F08187	Entire Organization	G7D420F08187	Not Installed	Unknown		Never Transmitted
G7EF20F07FBE	Entire Organization	G7EF20F07FBE	Not Installed	Unknown		Never Transmitted
G7F420F35271	Entire Organization	G7F420F35271	OK (Stationary)	Aug 16, 2019 9:10:02 AM		



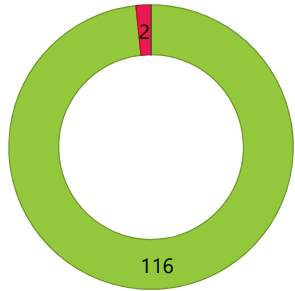
- OK
- Offline for 1 - 2 Days
- Offline for 2 - 3 Days
- Offline for 3+ Days
- Not Installed

Total Vehicles Offline
2

Movement Interval (Hours):
24

Status Categories	Threshold (days)	Vehicles in Range
OK	Communication within 24 hours	14
Offline for 1 - 2 Days	1	0
Offline for 2 - 3 Days	2	1
Offline for 3+ Days	3	1
Not Installed	N/A	0

Vehicle	Group	Serial Number	Status	Last Communication Date	Days Since Last Moved	Time Since Last Communication
4017-G77F20F56FDB	Signs	G77F20F56FDB	OK	Aug 16, 2019 10:32:01 AM		
4022-G73520F56F91	Signals	G73520F56F91	OK (Stationary)	Aug 16, 2019 10:07:01 AM		
4026-G72120F56F85	Signs	G72120F56F85	Offline for 3+ Days	Aug 10, 2019 12:10:06 AM	17 Days	6 Days
4055-G72320F5689E	Signs	G72320F5689E	OK	Aug 16, 2019 10:32:55 AM		
4060-G72920F56F8D	Signals	G72920F56F8D	OK	Aug 16, 2019 10:32:04 AM		
4064-G7C320F56F67	Signals	G7C320F56F67	Offline for 2 - 3 Days	Aug 14, 2019 4:21:10 AM	7 Days	2 Days
4065-G76F20F569D1	Signs	G76F20F569D1	OK	Aug 16, 2019 10:32:01 AM		
4074-G76120F569DF	Signs	G76120F569DF	OK	Aug 16, 2019 10:32:48 AM		
4075-G71220F56FB6	Signals	G71220F56FB6	OK	Aug 16, 2019 10:22:25 AM		
4077-G7C620F56F62	Signals	G7C620F56F62	OK (Stationary)	Aug 16, 2019 10:06:34 AM		
4081-G7D920F56A66	Signs	G7D920F56A66	OK	Aug 16, 2019 10:18:31 AM		
4082-G7A920F56917	Signs	G7A920F56917	OK	Aug 16, 2019 10:29:17 AM		
4084-G77B20F569C5	Signs	G77B20F569C5	OK	Aug 16, 2019 10:28:52 AM		
4094-G7C920F56F6D	Signals	G7C920F56F6D	OK	Aug 16, 2019 10:32:13 AM		
4102-G70820F56FAC	Signals	G70820F56FAC	OK (Stationary)	Aug 16, 2019 10:03:45 AM		
4108-G7ED20F56A52	Signs	G7ED20F56A52	OK	Aug 16, 2019 10:33:00 AM		



- OK
- Offline for 1 - 2 Days
- Offline for 2 - 3 Days
- Offline for 3+ Days
- Not Installed

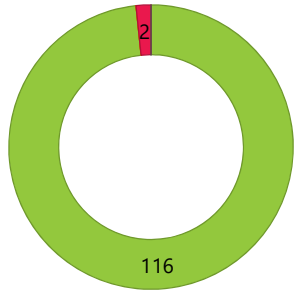
Total Vehicles Offline
2

Movement Interval (Hours):
24



Status Categories	Threshold (days)	Vehicles in Range
OK	Communication within 24 hours	116
Offline for 1 - 2 Days	1	0
Offline for 2 - 3 Days	2	0
Offline for 3+ Days	3	2
Not Installed	N/A	0

Vehicle	Group	Serial Number	Status	Last Communication Date	Days Since Last Moved	Time Since Last Communication
5353 Utility Billing East Bank passenger van	WS Inspector II MR	G73E20F51CF7	OK (Stationary)	Aug 16, 2019 4:40:20 AM		
8001 East Bank Plant pick-up truck	Plant Maintenance Superintende	G7D620E2A1B3	OK	Aug 16, 2019 11:08:17 AM		
8002 Utility Billing East Bank pick-up truck	WS Inspector II TS	G77C20F7E84F	OK	Aug 16, 2019 11:26:59 AM		
8006 v.7 WBOM pick-up truck	Inspector Pick-Up Trucks	G74720F7E874	OK	Aug 16, 2019 11:26:53 AM		
8048 Lab pick-up truck	Chemistry Lab	G7DC20F7E7EE	OK	Aug 16, 2019 11:16:33 AM		
8060 East Bank Plant pick-up truck	Plant Maintenance Superintende	G7CD20D1BB81	OK	Aug 16, 2019 11:24:28 AM		
8073 EBOM Crew Truck	EBOM Supt. 1A Crew Trucks	G7CA20D1BB86	OK (Stationary)	Aug 16, 2019 8:26:47 AM		
8074 EBOM Crew Truck	EBOM Supt. 1A Crew Trucks	G72A20F5649B	OK	Aug 16, 2019 11:26:15 AM		
8081 EBOM pick-up truck	EBOM Supt. 1A pick-ups	G7F320E281B6	OK (Stationary)	Aug 16, 2019 1:23:28 AM		
8093 Utility Billing East Bank F-250 pick-up truck	WS Inspector II TS	G74620F51D8C	Offline for 3+ Days	Aug 01, 2019 4:30:24 PM	15 Days	14 Days
8094 Utility Billing EB Ford F-250 Pick-Up	WS Inspector II TS	G71620D212F2	OK	Aug 16, 2019 11:26:05 AM		
8111 EBOM Dump Truck	EBOM Supt. 1A Dump Trucks	G7C220F56473	OK	Aug 16, 2019 11:23:30 AM		
8114 EBOM Dump Truck	EBOM Supt. 1A Dump Trucks	G73120F47A9F	OK	Aug 16, 2019 10:57:37 AM		
8115 EBOM Dump Truck	EBOM Supt. 1A Dump Trucks	G75320F7E860	OK	Aug 16, 2019 11:03:48 AM		
8118 WBOM Dump Truck	Dump Trucks	G72620F56497	OK (Stationary)	Aug 16, 2019 11:18:43 AM		
8124 Utility Billing East Bank F-250 pick-up truck	WS Inspector II TS	G72C20F7E81F	OK	Aug 16, 2019 11:16:35 AM		
8129 Utility Billing EB Ford F-250 Pick-Up	WS Inspector II TS	G7B320D21350	Offline for 3+ Days	Jun 11, 2019 4:03:06 PM	85 Days	65 Days
8193 EBOM Crew Truck	EBOM Supt. 1A Crew Trucks	G73520F56888	OK	Aug 16, 2019 11:25:54 AM		
8205 EBOM pick-up truck	EBOM Supt. 1A pick-ups	G72A20F56897	OK	Aug 16, 2019 11:27:20 AM		
8234 Utility Billing WB pick-up truck	WS Inspector II pick-ups	G7FD20E2A198	OK	Aug 16, 2019 11:17:39 AM		
8238 v.7 Utility Billing East Bank pick-up truck	WS Inspector II TS	G7B620F7E885	OK	Aug 16, 2019 11:26:08 AM		
8239 Utility Billing East Bank F-250 pick-up truck	WS Inspector II TS	G74420F7E877	OK	Aug 16, 2019 11:26:07 AM		
8248 West Bank Plant pick-up truck	WB Plant Maint. Supt.	G7D020E2A1B5	OK (Stationary)	Aug 16, 2019 6:00:31 AM		
8250 East Bank Plant pick-up truck	East Bank Plant	G70020DE4082	OK	Aug 16, 2019 11:24:40 AM		
8253 Water Quality Lab SUV	Water Quality Lab	G7F720F7E7C5	OK	Aug 16, 2019 11:01:59 AM		
8254 Water Quality Lab Ford Explorer	Water Quality Lab	G79720D1BBDB	OK	Aug 16, 2019 11:12:35 AM		
8255 EBOM Pick-up [REDACTED]	EBOM	G7C120E2A1A4	OK (Stationary)	Aug 15, 2019 8:48:09 PM		
8260 Utility Billing WB Explorer	Utility Billing West Bank	G71120FF83B7	OK	Aug 16, 2019 11:17:22 AM		
8289 East Bank Plant pick-up	East Bank Plant	G70820F7E83B	OK	Aug 16, 2019 11:08:24 AM		
8309 WBOM Dump Truck	Dump Trucks	G73720D1BB7B	OK	Aug 16, 2019 10:59:57 AM		



- OK
- Offline for 1 - 2 Days
- Offline for 2 - 3 Days
- Offline for 3+ Days
- Not Installed

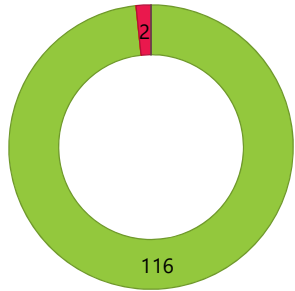
Total Vehicles Offline
2

Movement Interval (Hours):
24



Status Categories	Threshold (days)	Vehicles in Range
OK	Communication within 24 hours	116
Offline for 1 - 2 Days	1	0
Offline for 2 - 3 Days	2	0
Offline for 3+ Days	3	2
Not Installed	N/A	0

Vehicle	Group	Serial Number	Status	Last Communication Date	Days Since Last Moved	Time Since Last Communication
8314 Utility Billing EB Van	WS Inspector II MR	G73120D1BB7D	OK (Stationary)	Aug 16, 2019 9:17:56 AM		
8350 EBOM Crew Truck	EBOM Supt. 1A Crew Trucks	G72420F56495	OK (Stationary)	Aug 15, 2019 2:55:27 PM		
8351 EBOM Crew Truck	EBOM Supt. 1A Crew Trucks	G7A420F56819	OK	Aug 16, 2019 11:17:18 AM		
8353 EBOM Ford F-250 Pick-Up Truck	EBOM Supt. 1A pick-ups	G7CE20D1BB82	OK	Aug 16, 2019 11:26:07 AM		
8355 Utility Billing East Bank F-250 pick-up truck	WS Inspector II TS	G75420F7E867	OK	Aug 16, 2019 11:26:57 AM		
8356 Utility Billing East Bank F-250 pick-up truck	WS Inspector II TS	G75420F51C9D	OK	Aug 16, 2019 11:24:55 AM		
8361 East Bank Plant Ford F-250	East Bank Plant	G7CC20D1BB80	OK	Aug 16, 2019 11:25:17 AM		
8387 Grand Isle Dump Truck	Grand Isle	G76220F51DA8	OK	Aug 16, 2019 11:08:30 AM		
8404 Utility Billing EB Ford F-250 Pick-Up	WS Inspector II TS	G7B220D21351	OK (Stationary)	Aug 16, 2019 4:44:43 AM		
8436 Water Quality Lab Ford Escape	Water Quality Lab	G7AF20D2237C	OK (Stationary)	Aug 15, 2019 6:58:49 PM		
8439 Utility Billing East Bank Dodge pick-up	WS Inspector II TS	G7DB20F7E7E9	OK	Aug 16, 2019 11:27:10 AM		
8440 WBOM Dump Truck	Dump Trucks	G75A20D1BC17	OK (Stationary)	Aug 15, 2019 4:42:12 PM		
8441 WBOM Dodge Ram Pick-Up	Inspector Pick-Up Trucks	G76120D20295	OK	Aug 16, 2019 11:26:02 AM		
8442 East Bank Plant Pick-up truck	East Bank Plant, WB Plant Maint.	G71020D212F4	OK (Stationary)	Aug 16, 2019 8:54:29 AM		
8443 EBOM valve truck (pick-up)	EBOM Supt. 1A pick-ups	G7EC20F56952	OK	Aug 16, 2019 11:10:00 AM		
8444 EBOM Dump Truck	EBOM Supt. 1A Dump Trucks	G7DB20F5646A	OK	Aug 16, 2019 11:26:06 AM		
8449 Water Quality [REDACTED]	Water Quality Lab	G75F20D2238C	OK	Aug 16, 2019 11:17:22 AM		
8454 Utility Billing EB Dodge Ram 2500 P/U	WS Inspector II TS	G7B720D21354	OK (Stationary)	Aug 16, 2019 7:59:00 AM		
8455 EBOM Dump Truck	EBOM Supt. 1A Dump Trucks	G70320F7E830	OK	Aug 16, 2019 11:26:26 AM		
8457 Engineering Inspector Pick-Up Truck	Engineering Inspector III	G7AD20D2134E	OK	Aug 16, 2019 11:25:51 AM		
8461 Utility Billing WB Ram 2500	WS Inspector II pick-ups	G7E120D21302	OK	Aug 16, 2019 11:26:02 AM		
8463 EBOM Crew Truck	EBOM Supt. 1A Crew Trucks	G71C20F55B94	OK (Stationary)	Aug 15, 2019 9:55:32 PM		
8465 EBOM Crew Truck	EBOM Supt. 1A Crew Trucks	G7DD20F5646C	OK	Aug 16, 2019 11:27:26 AM		
8466 EBOM pick-up truck	EBOM Supt. 1A pick-ups	G73920F56987	OK (Stationary)	Aug 16, 2019 10:58:20 AM		
8467 Utility Billing East Bank Dodge pick-up	WS Inspector II TS	G71820F7E82B	OK	Aug 16, 2019 11:27:16 AM		
8468 WBOM 2 yard dump truck	Dump Trucks	G71620F55B9E	OK	Aug 16, 2019 11:26:14 AM		
8473 v.7 UBEB Dodge Ram pick-up	WS Inspector III	G74F20F7E87C	OK	Aug 16, 2019 11:26:56 AM		
8474 EBOM 6/8 Yd. Dump Truck	EBOM Supt. 1A Dump Trucks	G76A20D677E9	OK	Aug 16, 2019 11:27:11 AM		
8475 EBOM 6/8 Yd. Dump Truck	EBOM Supt. 1A Dump Trucks	G70C20D6788E	OK	Aug 16, 2019 11:26:46 AM		
8479 EBOM 2 yard dump truck	EBOM Supt. 1A Dump Trucks	G7BC20D1C18E	OK	Aug 16, 2019 11:26:23 AM		



- OK
- Offline for 1 - 2 Days
- Offline for 2 - 3 Days
- Offline for 3+ Days
- Not Installed

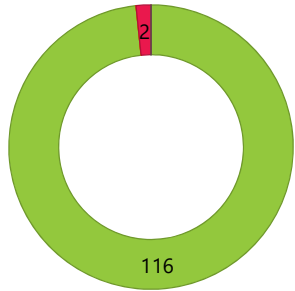
Total Vehicles Offline
2

Movement Interval (Hours):
24



Status Categories	Threshold (days)	Vehicles in Range
OK	Communication within 24 hours	116
Offline for 1 - 2 Days	1	0
Offline for 2 - 3 Days	2	0
Offline for 3+ Days	3	2
Not Installed	N/A	0

Vehicle	Group	Serial Number	Status	Last Communication Date	Days Since Last Moved	Time Since Last Communication
8481 EBOM Crew Truck	EBOM Supt. 1A Crew Trucks	G74220F7E871	OK	Aug 16, 2019 11:05:48 AM		
8484 EBOM Supt. 1 p/u truck	EBOM	G75620D212B2	OK	Aug 16, 2019 11:27:09 AM		
8486 UBEB Pick-up truck	WS Inspector II TS	G7DC20F5646D	OK	Aug 16, 2019 11:27:03 AM		
8487 Utility Billing East Bank Dodge pick-up	WS Inspector II TS	G70C20F7E83F	OK	Aug 16, 2019 11:00:10 AM		
8488 East Bank Plant Ford Explorer	East Bank Plant	G7BB20D21358	OK	Aug 16, 2019 10:58:50 AM		
8490 Water Quality Lab Ford Explorer	Water Quality Lab	G71520DE4097	OK	Aug 16, 2019 11:07:37 AM		
8496 EBOM dump truck	EBOM Supt. 1A Dump Trucks	G72620D212C2	OK (Stationary)	Aug 16, 2019 3:33:24 AM		
8498 East Bank Plant pick-up truck	East Bank Plant	G73A20D1BB76	OK	Aug 16, 2019 11:26:30 AM		
8504 Water Quality Lab SUV	Superintendents, Chemistry Lab	G72520F018ED	OK (Stationary)	Aug 16, 2019 11:10:36 AM		
8513 EBOM Crew Truck	EBOM Supt. 1A Crew Trucks	G72520F56494	OK	Aug 16, 2019 11:27:13 AM		
8514 v.7 UBEB Cargo Van	Utility Billing EB Vans	G74120F7E872	OK	Aug 16, 2019 10:59:09 AM		
8517 EBOM Crew Truck	EBOM Supt. 1A Crew Trucks	G72020F55BA8	OK	Aug 16, 2019 11:27:27 AM		
8522 EBOM pick-up valve truck	EBOM Supt. 1A pick-ups	G7C820D1BB84	OK	Aug 16, 2019 11:27:06 AM		
8523 UBEB Dodge Ram pick-up truck	WS Inspector II TS	G70820F47BA1	OK	Aug 16, 2019 11:26:53 AM		
8526 Utility Billing East Bank SUV	WS Inspector Supervisor	G7BA20D21359	OK	Aug 16, 2019 11:27:02 AM		
8542 Water Quality Lab SUV	Chemistry Lab	G70020F7E833	OK	Aug 16, 2019 11:19:08 AM		
8793 WBOM Dump Truck	Dump Trucks	G71E20F564AF	OK	Aug 16, 2019 11:23:08 AM		
8795 WBOM Crew Truck	WBOM CREW TRUCKS	G7C420F56475	OK (Stationary)	Aug 16, 2019 3:01:25 AM		
8802 WBOM Crew Truck	WBOM CREW TRUCKS	G70320F564B2	OK (Stationary)	Aug 16, 2019 11:24:15 AM		
8803 WBOM Crew Truck	WBOM CREW TRUCKS	G72C20F55BA4	OK	Aug 16, 2019 11:26:57 AM		
8811 v.7 UBWB pick-up	WS Inspector II pick-ups	G74820F51D82	OK (Stationary)	Aug 16, 2019 9:29:04 AM		
8815 v.7 UBWB pick-up	WS Inspector II pick-ups	G72A20F7E819	OK	Aug 16, 2019 11:27:17 AM		
8819 v.7 UBWB pick-up	WS Inspector II pick-ups	G76920F51DA3	OK (Stationary)	Aug 16, 2019 2:01:32 AM		
8820 WBOM pick-up truck	WBOM	G75A20E2821E	OK (Stationary)	Aug 16, 2019 11:12:19 AM		
8821 v.7 UBWB van	WS Inspector III MR	G7F420F51D3E	OK	Aug 16, 2019 11:26:42 AM		
8822 WBOM Crew Truck	WBOM CREW TRUCKS	G70720F564B6	OK	Aug 16, 2019 11:26:49 AM		
8825 WBOM Pick-up truck	Inspector Pick-Up Trucks	G7D220E1E9F8	OK	Aug 16, 2019 11:04:18 AM		
8826 v.7 UBWB pick-up	WS Inspector II pick-ups	G7B420F51D7E	OK	Aug 16, 2019 11:26:45 AM		
8827 Grand Isle Pick-Up	WBOM	G63C20CE31FD	OK (Stationary)	Aug 16, 2019 11:16:43 AM		
8828 EBOM pick-up truck	EBOM Supt. 1A pick-ups	G7D820F56865	OK (Stationary)	Aug 16, 2019 10:24:39 AM		



- OK
- Offline for 1 - 2 Days
- Offline for 2 - 3 Days
- Offline for 3+ Days
- Not Installed

Total Vehicles Offline
2

Movement Interval (Hours):
24



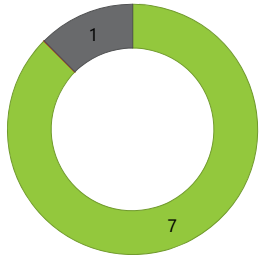
Status Categories	Threshold (days)	Vehicles in Range
OK	Communication within 24 hours	116
Offline for 1 - 2 Days	1	0
Offline for 2 - 3 Days	2	0
Offline for 3+ Days	3	2
Not Installed	N/A	0

Vehicle	Group	Serial Number	Status	Last Communication Date	Days Since Last Moved	Time Since Last Communication
8829 West Bank Plant pick-up truck	WB Plant Maint. Supt.	G74F20E2A12A	OK	Aug 16, 2019 11:26:02 AM		
8830 WBOM Dump Truck	Dump Trucks	G64C20CE15A9	OK (Stationary)	Aug 15, 2019 2:10:22 PM		
8831 WBOM Dump Truck	Dump Trucks	G76920F7E85A	OK	Aug 16, 2019 11:26:53 AM		
8840 WBOM Crew Truck	WBOM CREW TRUCKS	G78320F51D49	OK	Aug 16, 2019 11:27:25 AM		
8856 EBOM Dodge Durango	Superintendents	G7FE20DB6F70	OK	Aug 16, 2019 11:26:29 AM		
8857 West Bank Plant Dodge Durango	Superintendents	G7A820D2237B	OK	Aug 16, 2019 11:14:17 AM		
8858 WBOM Dodge Durango	Superintendents	G71720D212F3	OK (Stationary)	Aug 16, 2019 11:00:18 AM		
8859 v.7 UBWB pick-up	WS Inspector II pick-ups	G75620F51D9C	OK (Stationary)	Aug 16, 2019 11:24:02 AM		
8860 Utility Bill. WB Dodge Ram 2500 P/U	WS Inspector II pick-ups	G74920D57CC0	OK	Aug 16, 2019 11:26:05 AM		
8861 Utility Bill. WB Pick-up Ram 2500	WS Inspector Supervisor	G73820D1BB74	OK	Aug 16, 2019 11:01:14 AM		
8862 WBOM Dump Truck	Dump Trucks	G7AC20D2134F	OK (Stationary)	Aug 16, 2019 1:28:07 AM		
8863 West Bank Plant Pick-Up Ram 2500	WB Plant Maint. Supt.	G7B920D2135A	OK	Aug 16, 2019 11:26:39 AM		
8868 WBOM Pick-up	Inspector Pick-Up Trucks	G7F120D67873	OK	Aug 16, 2019 11:02:49 AM		
8874 PW Project Coordinator	PW Project Coordinator and Insp	G7E020D21303	OK (Stationary)	Aug 16, 2019 7:59:32 AM		
8875 WBOM Crew Truck	WBOM CREW TRUCKS	G7CB20F5647A	OK	Aug 16, 2019 11:27:09 AM		
8879 WBOM Crew Truck	WBOM CREW TRUCKS	G73A20F55BB2	OK	Aug 16, 2019 11:26:07 AM		
8882 Grand Isle Ford F450	Superintendents	G72920DE40AB	OK	Aug 16, 2019 11:12:25 AM		
8883 Utility Billing WB Dodge pick-up	WS Inspector II pick-ups	G75A20DE40D8	OK	Aug 16, 2019 11:20:55 AM		
8884 West Bank Plant pick-up service body	WB Plant Maint. Supt.	G74D20E2A128	OK (Stationary)	Aug 16, 2019 11:12:29 AM		
8885 v.7 UBWB pick-up	WS Inspector II pick-ups	G7D520F51D1F	OK	Aug 16, 2019 11:25:56 AM		
8886 v.7 UBEB pick-up truck	WS Inspector II TS	G75920F7E86A	OK	Aug 16, 2019 11:25:58 AM		
8890 WBOM dump truck	Dump Trucks	G76720E1EA4C	OK	Aug 16, 2019 11:26:59 AM		
8900 WBOM Crew Truck	WBOM CREW TRUCKS	G75120F51D9B	OK	Aug 16, 2019 11:26:41 AM		
8901 v.7 WBOM pick-up truck	Inspector Pick-Up Trucks	G75F20F7E86C	OK	Aug 16, 2019 11:27:19 AM		
8903 UBWB Dodge Ram 2500	WS Inspector II pick-ups	G70920F014CD	OK	Aug 16, 2019 11:26:31 AM		
8904 v.7 UBWB van	WS Inspector III MR	G74120F51D8B	OK	Aug 16, 2019 11:25:51 AM		
8906 West Bank Plant service body pick-up t	West Bank Plant	G72D20E2A04B	OK (Stationary)	Aug 16, 2019 10:53:31 AM		
8907 EBOM 10 yard dump truck	EBOM Supt. 1A Dump Trucks	G77720F7E844	OK (Stationary)	Aug 16, 2019 11:11:08 AM		



# Inspections Watchdog Report





No Vehicles Offline	OK
	0

Movement Interval (Hours):	24
----------------------------	----

Status Categories	Threshold (days)	Vehicles in Range
Offline for 1 - 2 Days	Communication within 24 hours	7
Offline for 1 - 2 Days	1	0
Offline for 2 - 3 Days	2	0
Offline for 3+ Days	3	0
Not Installed	N/A	1

**i** Input the desired Movement Interval (Hours) value in cell E6. The Movement Interval value determines whether a vehicle is listed as OK or OK (Stationary). If the status is OK (Stationary), this indicates the device is communicating normally but there has not been a recent GPS log within the movement interval time threshold.

For more information please see the Description tab.

Vehicle	Serial Number	Status	Last Communication Date	Last Known Address	Days Since Last Moved	Time Since Last Communication
UNIT 4121	G7A220F47A0C	OK	Nov 15, 2019 2:59:22 PM	1221 Elmwood Park Blvd, New Orleans, LA 70123, United States		
Unit 3702	G75F20F479F0	OK	Nov 15, 2019 3:09:07 PM	1221 Elmwood Park Blvd, New Orleans, LA 70123, United States		
Unit 4004	G7B420F47A1A	OK	Nov 15, 2019 2:52:09 PM	1887 Ames Blvd, Marrero, LA 70072, United States		
Unit 4018	G77120F46ECB	OK	Nov 15, 2019 2:51:12 PM	1221 Elmwood Park Blvd, New Orleans, LA 70123, United States		
Unit 4042	G79820F47A36	OK	Nov 15, 2019 3:13:55 PM	221 Marrero Rd, Marrero, LA 70072, United States		
Unit 4054	G7E820F47844	OK	Nov 15, 2019 2:47:11 PM	1221 Elmwood Park Blvd, New Orleans, LA 70123, United States		
Unit 4057	G79220F47A3C	Not Installed	Unknown			Never Transmitted
Unit 4119	G78420F47729	OK	Nov 15, 2019 2:56:53 PM	New Orleans, LA 70123, United States		

Idle Cost  
2016-2018



Jefferson Parish Animal Shelter

Date	
From	Jan 01, 2017
To	Dec 31, 2017
Days	365

2017 Average Fuel Price	\$1.85
Total Idle Cost	\$2,575.22
Average Idle Cost	\$367.89

Distance Unit	Km
---------------	----

Above AVG Vehicles	3
Below AVG Vehicles	4

Information Provided by Fleet

Name	GroupName	Distance	Driving Duration	Idling Duration	Time Number	Idling Percentage	Cost	Vehicle Type	Fuel	Out of Service
3110-ME?	Entire Organization	12407	308:05:42	176:29:34	176.49	36%	\$326.51	FORD E-250 VAN	Regular Unleaded	
3111-TB600	Entire Organization	8028	197:10:27	80:14:33	80.24	29%	\$148.45	FORD E-250 VAN	Regular Unleaded	
3211-CR613	Entire Organization	25724	668:23:45	432:33:32	432.56	39%	\$800.23	FORD E-250 VAN	Regular Unleaded	
3243 EXTRA	Entire Organization	4160	98:35:57	96:51:06	96.85	50%	\$179.18	FORD E-250 VAN	Regular Unleaded	
3245-VC616	Entire Organization	8664	187:18:57	124:06:48	124.11	40%	\$229.61	FORD E-250 VAN	Regular Unleaded	
3246-VS618	Entire Organization	6541	193:48:40	247:02:41	247.04	56%	\$457.03	FORD E-250 VAN	Regular Unleaded	
3244	Entire Organization	16485	435:53:48	234:42:24	234.71	35%	\$434.21	FORD E-250 VAN	Regular Unleaded	

Jefferson Parish Animal Shelter

Date	
From	Jan 01, 2018
To	Dec 31, 2018
Days	365

Distance Unit	Km
---------------	----

2018 Average Fuel Price	\$2.11
Total Idle Cost	\$3,953.25
Average Idle Cost	\$564.75

Above AVG Vehicles	3
Below AVG Vehicles	4

Information Provided by Fleet

Name	GroupName	Distance	Driving Duration	Idling Duration	Idling Percentage	Cost	Vehicle Type	Fuel	Out of Service
3110-ME?	Entire Organization	19917	523:20:39	234:57:57	31%	\$495.78	FORD E-250 VAN	Regular Unleaded	
3111-TB600	Entire Organization	12243	288:40:54	134:20:22	32%	\$283.46	FORD E-250 VAN	Regular Unleaded	
3211-CR613	Entire Organization	24963	637:22:33	290:20:51	31%	\$612.63	FORD E-250 VAN	Regular Unleaded	
3243 EXTRA	Entire Organization	26054	688:29:28	406:42:39	37%	\$858.16	FORD E-250 VAN	Regular Unleaded	
3245-VC616	Entire Organization	19361	453:21:16	265:08:04	37%	\$559.43	FORD E-250 VAN	Regular Unleaded	
3246-VS618	Entire Organization	25152	622:21:19	267:04:47	30%	\$563.54	FORD E-250 VAN	Regular Unleaded	
	Entire Organization	20211	521:55:28	275:00:05	35%	\$580.25	FORD E-250 VAN	Regular Unleaded	

Jefferson Parish Drainage Department

Date	
From	Jan 01, 2016
To	Dec 31, 2016
Days	366

2016 Average Unleaded	
Fuel Price	\$1.60
Total Idle Cost	\$31,649.50
Average Idle Cost	\$502.37

2016 Average Diesel	
Fuel Price	\$1.62
Total Idle Cost	\$14,447.07
Average Idle Cost	\$437.79

2016 Total Idle Cost	
Total Idle Cost	\$46,096.57

Distance Uni	Km
--------------	----

Above AVG Vehicles	32
Below AVG Vehicles	31

Above AVG Vehicles	14
Below AVG Vehicles	19

Information Provided by Fleet

Name	Name	GroupName	Distance	Driving Duration	Idling Duration	Time Number	Idling Percentage	Cost	Vehicle Type	Fuel	Out of Service
6035	WB Drainage Trash Truck	Damian Dent	4204	158:55:06	133:13:12	133.22	46%	\$215.82	IH 7400 SBA STAKE/TRASH	Diesel	#N/A
6074	WB Drainage Trash Truck	Damian Dent	6434	236:30:34	279:03:42	279.06	54%	\$452.08	IH 7400 SBA STAKE/TRASH	Diesel	
6075	EB Drainage F450 Utility Vehicle	EB Grass Cutting, EB Pipe Rep	6465	293:35:04	405:58:08	405.97	58%	\$657.67	FORD F-450	Diesel	
6110	EB Line Repair 5 yd Dump Truck	EB Pipe Repair	6486	241:57:42	0:24:26	0.41	0%	\$0.66	FORD F-750 5YD DUMP	Diesel	
6311	EB Line Repir 5yd Dump Truck	EB Pipe Repair	5511	206:51:55	0:33:42	0.56	0%	\$0.91	FORD F-750 5YD DUMP	Diesel	
6379	WB Drainage Trash Truck		12069	443:26:59	315:29:05	315.48	42%	\$511.09	IH 7400 SBA STAKE/TRASH	Diesel	#N/A
6384	WB Drainage Trash Truck 1 1/2 Ton	WB Grass Cutt	5032	192:17:15	214:44:23	214.74	53%	\$347.88	IH 4300 STAKE BODY	Diesel	06/28/19
6385	EB Trash Truck - Grass Cutting	EB Grass Cutting, EB Pipe Rep	1402	223:57:56	205:26:25	205.44	48%	\$332.81	IH 4300 STAKE BODY	Diesel	
6386	WB Drainage Ford Vaccon	Sup l WB Grass Cutti	7	0:22:05	0:02:52	0.05	11%	\$0.08	STERLING L7500 VAC-CON	Diesel	
6386	WB Drainage Vaccon	Damian Dent	122	5:26:33	18:02:33	18.04	77%	\$29.23	STERLING L7500 VAC-CON	Diesel	
6387	EB Drainage Vaccon Eastbank	EB Vaccon	3133	198:17:37	275:32:12	275.54	58%	\$446.37	STERLING L7500 VAC-CON	Diesel	02/13/19
6388	WB Drainage 12yd Dump	WestBank Drainage OSM	7881	271:31:36	216:08:44	216.15	44%	\$350.16	IH 7400 10YD DUMP	Diesel	#N/A
6389	EB Crew Van - Grass Cutting	EB Grass Cutting	7316	326:13:36	639:48:48	639.81	66%	\$1,036.50	IH 7400 10YD DUMP	Diesel	
6390	WB Drainage 12yd Dump	WestBank Drainage OSM	14059	504:22:16	618:59:34	618.99	55%	\$1,002.77	IH 7400 10YD DUMP	Diesel	#N/A
6391	WB Drainage 12yd Dump	WB Grass Cutting, WB Pipe R	17774	599:47:57	30:47:01	30.78	5%	\$49.87	IH 7400 10YD DUMP	Diesel	#N/A
6620	EB Drainage Vactor	Eastbank Drainage OSM	6887	558:27:52	779:28:41	779.48	58%	\$1,262.75	STERLING L8500 VACCON	Diesel	
6621	WB Drainage Sterling Vaccon 2008	Sup l WB Grass Cutti	1644	67:36:51	123:44:21	123.74	65%	\$200.46	STERLING L8500 VACCON	Diesel	
6623	EB 10yd Dump - Canal Restr	Eastbank Drainage OSM	9748	393:10:27	174:50:11	174.84	31%	\$283.23	IH 7400 10YD DUMP	Diesel	
6624	WB Drainage Dump Truck 12yd	WB Grass Cutting, WB Pipe R	12529	440:45:33	334:18:03	334.30	43%	\$541.57	IH 7400 10YD DUMP	Diesel	
6647	WB Drainage Foreman Crew Van		8094	343:16:00	677:32:12	677.54	66%	\$1,097.61	FORD E450 CREW VAN	Diesel	06/24/19
6656	Pump Station Repair F-550	Pump Station Repairs	22201	612:35:24	289:28:54	289.48	32%	\$468.96	FORD F-550	Diesel	
6727	EB F450 Utility Truck - Maintenance	Entire Organization	4109	194:32:31	252:09:54	252.17	56%	\$408.51	FORD F-450	Diesel	
6728	EB 2yrd Dump - Line Repair	EB Pipe Repair	2199	105:13:32	72:58:36	72.98	41%	\$118.22	FORD F-450	Diesel	
6733	EB 5yd Dump - Canal Bank Rest	EB Grass Cutting	5203	207:16:06	0:20:11	0.34	0%	\$0.54	FORD F-750 5YD DUMP	Diesel	02/01/19
6744	EB Drainage Vaccon	EB Grass Cutting, EB Pipe Rep	6666	411:06:10	798:20:22	798.34	66%	\$1,293.31	KENWORTH T470-VACCON	Diesel	
6745	WB Drainage Vaccon Kenworth 2013	Sup l WB Grass Cutti	11094	414:32:28	946:51:04	946.85	70%	\$1,533.90	KENWORTH T470-VACCON	Diesel	
6797	WB Drainage 5yd Dump	Sup l	6730	215:02:18	274:26:21	274.44	56%	\$444.59	INT F-750 5YD DUMP	Diesel	
6798	WB Drainage Ford 5yd Dump Truck	Sup l WB Pipe Repair	6646	232:41:28	306:11:17	306.19	57%	\$496.02	INT F-750 5YD DUMP	Diesel	
6858	WB Drainage Sterling Vaccon	EB Grass Cutting, Damian De	362	13:39:18	23:48:47	23.81	64%	\$38.58	KENWORTH T470-VACCON	Diesel	
9100	WB PS Lafitte F-150	Lafitte Pump Stations	15631	495:28:11	204:00:58	204.02	29%	\$330.51	BOBCAT LOADER	Diesel	
9701	Pump Station Repair RAM HD 4500	Pump Station Repairs	2914	89:29:24	89:37:47	89.63	50%	\$145.20	DODGE RAM-4500	Diesel	
9732	Pump Station Repair Ram 4500 HD	Pump Station Repairs	4067	132:53:29	163:56:47	163.95	55%	\$265.59	DODGE RAM-4500	Diesel	
9773	Pump Station Repair F-350	Pump Station Repairs	1908	64:34:33	51:37:29	51.62	44%	\$83.63	FORD F-350 PICKUP	Diesel	
6134	Dodge 1500 EB Drainage	East Superintendent Drainag	2292	96:52:12	31:29:38	31.49	25%	\$50.39	DODGE RAM-1500	Regular Unleaded	
6143	EB Drainage Admjin (spare)	East Superintendent Drainag	5621	220:02:25	171:38:31	171.64	44%	\$274.63	FORD F-150 PICKUP	Regular Unleaded	
6145	EB Drainage F250	EB Grass Cutting, EB Pipe Rep	3290	190:53:26	471:43:57	471.73	71%	\$754.77	FORD F-250 PICKUP	Regular Unleaded	
6149	EB Drainage F250	EB Grass Cutting, EB Pipe Rep	6434	264:30:11	557:36:45	557.61	68%	\$892.18	FORD F-250 PICKUP	Regular Unleaded	
6165	EB Drainage F250	EB Grass Cutting, EB Pipe Rep	7462	322:29:46	642:57:17	642.95	67%	\$1,028.73	FORD F-250 PICKUP	Regular Unleaded	
6170	EB Drainage F250	EB Grass Cutting, EB Pipe Rep	8223	330:22:59	733:22:16	733.37	69%	\$1,173.39	FORD F-250 PICKUP	Regular Unleaded	
6173	EB Drainage F350	EB Pipe Repair	8915	296:15:16	289:11:17	289.19	49%	\$462.70	FORD F-350 PICKUP	Regular Unleaded	
6188	EB Drainage Crew Van - Line Mainten	EB Grass Cutting, EB Pipe Rep	6564	344:33:22	422:57:50	422.96	55%	\$676.74	FORD E450 CREW VAN	Regular Unleaded	
6239	WB Drainage F150	WestBank Drainage OSM	10393	350:36:44	281:40:01	281.67	45%	\$450.67	FORD F-250 PICKUP	Regular Unleaded	
6257	Dodge 1500 EB Drainage	Eastbank Drainage OSM	5979	215:00:39	70:34:29	70.57	25%	\$112.92	DODGE RAM-1500	Regular Unleaded	
6340	EB Line Cleaning Ford Pickup	EB Grass Cutting, EB Pipe Rep	3555	165:02:37	15:57:00	15.95	9%	\$25.52	FORD F-350 WELDING TK	Regular Unleaded	
6382	EB Drainage F250	EB Grass Cutting, EB Pipe Rep	5343	243:22:11	416:18:25	416.31	63%	\$666.09	FORD F-250 PICKUP	Regular Unleaded	

Jefferson Parish Drainage Department

Date	
From	Jan 01, 2016
To	Dec 31, 2016
Days	366

2016 Average Unleaded	
Fuel Price	\$1.60
Total Idle Cost	\$31,649.50
Average Idle Cost	\$502.37

2016 Average Diesel	
Fuel Price	\$1.62
Total Idle Cost	\$14,447.07
Average Idle Cost	\$437.79

2016 Total Idle Cost	
Total Idle Cost	\$46,096.57

Distance Unit	Km
---------------	----

Above AVG Vehicles	32
Below AVG Vehicles	31

Above AVG Vehicles	14
Below AVG Vehicles	19

Information Provided by Fleet

Name	Name	GroupName	Distance	Driving Duration	Idling Duration	Time Number	Idling Percentage	Cost	Vehicle Type	Fuel	Out of Service
6383	EB PS F250	Eastbank Pump Stations	8946	323:29:52	359:09:41	359.16	53%	\$574.66	FORD F-250 PICKUP	Regular Unleaded	
6438	WB Drainage F-250 Pickup	WB Pipe Repair	10499	354:59:29	365:16:54	365.28	51%	\$584.45	FORD F-250 PICKUP	Regular Unleaded	
6447	WB Drainage Super Duty Ford F-350	WB Pipe Repair	8879	289:33:49	653:39:25	653.66	69%	\$1,045.85	FORD F-350 WELDING TK	Regular Unleaded	
6471	WB Drainage F250	WestBank Drainage OSM	9011	328:52:22	319:24:33	319.41	49%	\$511.05	FORD F-250 PICKUP	Regular Unleaded	
6606	WB Drainage F250	WestBank Drainage OSM	12020	373:53:03	195:53:43	195.90	34%	\$313.43	FORD SPRAY-TK	Regular Unleaded	
6610	WB Drainage Dodge 2500	WestBank Drainage OSM	6152	218:13:57	322:05:10	322.09	60%	\$515.34	DODGE RAM 2500	Regular Unleaded	
6611	WB Drainage Pickup Ram 250	WestBank Drainage OSM	10091	321:50:47	575:07:49	575.13	64%	\$920.21	DODGE RAM 2500	Regular Unleaded	
6612	EB Pick-up - Inspector	EB Pipe Repair, EB Vaccon	7831	357:51:01	412:28:38	412.48	54%	\$659.96	DODGE RAM 2500	Regular Unleaded	11/28/18
6614	EB Drainage 2500 (spare)	EB Grass Cutting	990	41:14:49	38:25:12	38.42	48%	\$61.47	DODGE RAM 2500	Regular Unleaded	
6619	Pump Station Repair	Pump Station Repairs	22742	570:10:24	38:05:12	38.09	6%	\$60.94	FORD F-150 PICKUP	Regular Unleaded	
6638	Pump Station Repair	Pump Station Repairs	4120	100:26:49	16:37:56	16.63	14%	\$26.61	FORD F-150 PICKUP	Regular Unleaded	
6645	EB Crew Van - Line Repair	EB Pipe Repair	3753	187:23:41	458:55:47	458.93	71%	\$734.29	FORD E450 CREW VAN	Regular Unleaded	
6649	WB Drainage F250	WestBank Drainage OSM	6601	258:07:29	322:18:22	322.31	56%	\$515.69	FORD F-250 PICKUP	Regular Unleaded	
6651	WB Drainage Pickup F250	WB Grass Cutting, WB Pipe R	7633	277:48:22	512:23:38	512.39	65%	\$819.83	FORD F-250 PICKUP	Regular Unleaded	
6698	WB Drainage Pickup F250	WB Grass Cutting, WB Pipe R	8168	297:27:23	358:14:24	358.24	55%	\$573.18	FORD F-250 PICKUP	Regular Unleaded	06/03/19
6699	WB Drainage Pickup F250	WB Grass Cutting, WB Pipe R	10262	387:53:20	561:19:44	561.33	59%	\$898.13	FORD F-250 PICKUP	Regular Unleaded	
6700	EB Drainage	West Superintendent Drainage	6603	194:07:46	64:38:11	64.64	25%	\$103.42	FORD F-150 PICKUP	Regular Unleaded	
6701	EB Drainage F250	Eastbank Drainage OSM	3638	233:58:28	395:25:07	395.42	63%	\$632.67	FORD F-250 PICKUP	Regular Unleaded	
6738	EB Crew Van - Line Repair	EB Pipe Repair	3590	174:43:24	460:37:50	460.63	72%	\$737.01	FORD E450 CREW VAN	Regular Unleaded	
6754	WB Drainage E450 Crew Van		12009	413:57:47	533:00:32	533.01	56%	\$852.81	FORD E450 CREW VAN	Regular Unleaded	
6755	WB Drainage E450 Crew Van	Sup I	9536	306:46:04	912:50:52	912.85	75%	\$1,460.56	FORD E450 CREW VAN	Regular Unleaded	
6762	WB Drainage	West Superintendent Drainage	4080	120:49:02	40:05:52	40.10	25%	\$64.16	FORD F-150 PICKUP	Regular Unleaded	
6786	EB Pump Station F-150	East Superintendent Pump St	19472	577:12:41	27:49:17	27.82	5%	\$44.51	FORD F-150 PICKUP	Regular Unleaded	
6788	WB Drainage	West Superintendent Drainage	6396	180:50:33	142:35:07	142.59	44%	\$228.14	DODGE RAM-1500	Regular Unleaded	
6805	WB Drainage Maint Truck	Sup I WB Grass Cutting	10022	315:02:41	506:55:27	506.92	62%	\$811.08	FORD F-450	Regular Unleaded	
6807	WB Drainage Maint Truck	Sup I WB Grass Cutting	4134	138:22:12	178:55:51	178.93	56%	\$286.29	FORD F-450	Regular Unleaded	
6808	WB Drainage Pickup	WB Grass Cutting, WB Pipe R	3829	184:20:52	247:08:43	247.15	57%	\$395.43	DODGE RAM 2500	Regular Unleaded	
6810	WB Drainage F250 pickup	WB Grass Cutting, WB Pipe R	10493	367:56:28	578:23:42	578.40	61%	\$925.43	DODGE RAM 2500	Regular Unleaded	
6813	WB Drainage E-450 Crew Van	WB Grass Cutting	7977	328:37:13	393:24:36	393.41	54%	\$629.46	FORD E450 CREW VAN	Regular Unleaded	
6853	Pump Station Repair F-350	Pump Station Repairs	7189	233:20:43	360:10:57	360.18	61%	\$576.29	FORD F-350 PICKUP	Regular Unleaded	#N/A
6864	Pump Stations Repairs F-450	Pump Station Repairs	7316	255:13:08	231:36:44	231.61	48%	\$370.58	FORD F-450 UTILITY TK	Regular Unleaded	#N/A
6939	EB Pump Stations F-250	Eastbank Pump Stations	9764	365:10:37	528:15:31	528.26	59%	\$845.21	FORD F-250 PICKUP	Regular Unleaded	
6941	WB PS Lafitte F-250	Lafitte Pump Stations	9291	308:10:33	81:14:49	81.25	21%	\$130.00	FORD F-250 PICKUP	Regular Unleaded	03/18/19
6942	WB PS Lafitte F-250	Lafitte Pump Stations	12060	344:07:04	292:25:34	292.43	46%	\$467.88	FORD F-250 PICKUP	Regular Unleaded	02/13/19
6944	Pump Station Repair F-450	Pump Station Repairs	19986	558:49:17	528:51:52	528.86	49%	\$846.18	FORD F-450 UTILITY TK	Regular Unleaded	
9101	Pump Station Repair (Spare F-150 XL)	Pump Station Repairs	2327	61:28:47	72:08:21	72.14	54%	\$115.42	FORD F-150 PICKUP	Regular Unleaded	
9117	EB Pump Stations F150	East Superintendent Pump St	13247	403:58:44	21:50:22	21.84	5%	\$34.94	FORD F-150 PICKUP	Regular Unleaded	
9118	EB Pump Stations F-150	East Superintendent Pump St	18050	582:05:35	168:35:57	168.60	22%	\$269.76	FORD F-150 PICKUP	Regular Unleaded	
9167	EB PS Ram 1500	East Superintendent Pump St	6213	210:33:06	173:14:14	173.24	45%	\$277.18	DODGE RAM-1500	Regular Unleaded	
9640	EB Pump Station RAM 2500	Eastbank Pump Stations	4348	161:03:58	220:26:39	220.44	58%	\$352.71	DODGE RAM 2500	Regular Unleaded	
9643	Pump Station Repair F-350	Pump Station Repairs	13313	355:25:37	398:18:23	398.31	53%	\$637.29	FORD F-350 PICKUP	Regular Unleaded	
9722	WB PS F-150	Westbank Pump Stations	12795	376:21:20	19:15:31	19.26	5%	\$30.81	FORD F-150 PICKUP	Regular Unleaded	
9777	Pump Station Repair F-450	Pump Station Repairs	7556	227:03:50	198:18:58	198.32	47%	\$317.31	FORD E450 CREW VAN	Regular Unleaded	
9778	WB PS Lafitte F-150	Lafitte Pump Stations	20484	533:53:13	612:13:17	612.22	53%	\$979.55	FORD F-150 PICKUP	Regular Unleaded	02/06/19
9841	WB Pump Stations	Superintendent Pump St	23296	613:50:47	121:20:03	121.33	17%	\$194.13	DODGE RAM 2500	Regular Unleaded	



Jefferson Parish Drainage Department

Date	
From	Jan 01, 2016
To	Dec 31, 2016
Days	366

2016 Average Unleaded	
Fuel Price	\$1.60
Total Idle Cost	\$31,649.50
Average Idle Cost	\$502.37

2016 Average Diesel	
Fuel Price	\$1.62
Total Idle Cost	\$14,447.07
Average Idle Cost	\$437.79

2016 Total Idle Cost	
Total Idle Cost	\$46,096.57

Distance Unit	Km
---------------	----

Above AVG Vehicles	32
Below AVG Vehicles	31

Above AVG Vehicles	14
Below AVG Vehicles	19

Information Provided by Fleet

Name	Name	GroupName	Distance	Driving Duration	Idling Duration	Time Number	Idling Percentage	Cost	Vehicle Type	Fuel	Out of Service
9842	WB Pump Station	Ram West Superintendent Pump S	24482	646:51:40	67:38:19	67.64	9%	\$108.22	DODGE RAM 2500	Regular Unleaded	
9857	WB Pump Station	West Superintendent Pump S	23964	640:31:58	54:54:02	54.90	8%	\$87.84	DODGE RAM-1500	Regular Unleaded	
9858	WB Pump Station	West Superintendent Pump S	18188	551:19:06	74:37:50	74.63	12%	\$119.41	DODGE RAM-1500	Regular Unleaded	
9868	WB PS Lafitte F-150	Lafitte Pump Stations	21393	579:46:16	617:49:47	617.83	52%	\$988.53	FORD F-150 PICKUP	Regular Unleaded	02/06/19
9886	WB PS Lafitte F150	Lafitte Pump Stations	28617	762:09:27	736:36:13	736.60	49%	\$1,178.57	FORD F-150 PICKUP	Regular Unleaded	10/02/18
6723	Vehicle	Entire Organization	11545	321:44:40	104:18:15	104.30	24%	\$166.89	FORD F-150 PICKUP	Regular Unleaded	

# Idle Cost Previous 364.999988425901 Days Report

## Jefferson Parish Drainage Department

Date	
From	Jan 01, 2017
To	Dec 31, 2017
Days	365

2017 Average Unleaded Fuel Price	\$1.85
Total Idle Cost	\$41,341.85
Average Idle Cost	\$558.67

2017 Average Diesel Fuel Price	\$1.95
Total Idle Cost	\$19,407.47
Average Idle Cost	\$588.11

2017 Total Idle Cost	
Total Idle Cost	\$60,749.32

Distance Unit	Km
---------------	----

Above AVG Vehicles	26
Below AVG Vehicles	48

Above AVG Vehicles	16
Below AVG Vehicles	17

Information Provided by Fleet

Name	Name	GroupName	Distance	Driving Duration	Idling Duration	Time Number	Idling Percentage	Cost	Vehicle Type	Fuel	Out of Service
6074	WB Drainage Trash Truck		10645	379:13:09	397:04:04	397.07	51%	\$774.28	IH 7400 SBA STAKI	Diesel	
6075	EB Drainage F450 Utility Vehi	EB Grass Cutting, EB Pipe	5706	280:32:43	619:32:20	619.54	69%	\$1,208.10	FORD F-450	Diesel	
6110	EB Line Repair 5 yd Dump Tr	EB Pipe Repair	9679	372:01:52	0:44:43	0.75	0%	\$1.45	FORD F-750 5YD C	Diesel	
6311	EB Line Repir 5yd Dump Truc	EB Pipe Repair	6102	220:30:56	0:32:19	0.54	0%	\$1.05	FORD F-750 5YD C	Diesel	
6379	WB Drainage Trash Truck		13424	474:39:51	409:28:29	409.47	46%	\$798.48	IH 4300 STAKE BO	Diesel	#N/A
6384	WB Drainage Trash Truck 1 1	WB Grass C	3258	112:21:07	96:17:08	96.29	46%	\$187.76	IH 4300 STAKE BO	Diesel	06/28/19
6385	EB Trash Truck - Grass Cuttin	EB Grass Cutting, EB Pipe	4155	268:10:37	267:55:25	267.92	50%	\$522.45	IH 4300 STAKE BO	Diesel	
6386	WB Drainage Vaccon		5986	239:45:15	531:42:04	531.70	69%	\$1,036.82	STERLING L7500 V	Diesel	
6387	EB Drainage Vaccon Eastbanl	EB Vaccon	4002	195:27:44	441:26:11	441.44	69%	\$860.80	STERLING L7500 V	Diesel	02/13/19
6388	WB Drainage 12yd Dump	WestBank Drainage OSM	12422	413:42:23	241:53:06	241.89	37%	\$471.68	IH 7400 10YD DUN	Diesel	#N/A
6389	EB Crew Van - Grass Cutting	EB Grass Cutting	9515	504:59:51	492:10:57	492.18	49%	\$959.76	IH 7400 10YD DUN	Diesel	
6390	WB Drainage 12yd Dump	WestBank Drainage OSM	7282	261:30:43	275:58:13	275.97	51%	\$538.14	IH 7400 10YD DUN	Diesel	#N/A
6391	WB Drainage 12yd Dump	WB Grass Cutting, WB Pi	14145	441:43:39	15:03:11	15.05	3%	\$29.35	IH 7400 10YD DUN	Diesel	#N/A
6620	EB Drainage Vactor	Eastbank Drainage OSM	6122	334:10:01	538:54:06	538.90	62%	\$1,050.86	STERLING L8500 V	Diesel	
6623	EB 10yd Dump - Canal Restr	Eastbank Drainage OSM	1266	51:04:00	40:15:08	40.25	44%	\$78.49	IH 7400 10YD DUN	Diesel	
6624	WB Drainage Dump Truck 12	WB Grass Cutting, WB Pi	12937	391:03:37	189:35:14	189.59	33%	\$369.70	IH 7400 10YD DUN	Diesel	
6647	WB Drainage Foreman Crew		8236	332:23:32	574:41:54	574.70	63%	\$1,120.66	FORD E450 CREW	Diesel	06/24/19
6656	Pump Station Repair F-550	Pump Station Repairs	22484	652:22:41	517:10:48	517.18	44%	\$1,008.50	FORD F-550	Diesel	
6727	EB 2 yd Utility Truck	Eastbank Drainage OSM	2674	97:45:57	131:42:43	131.71	57%	\$256.84	FORD F-450	Diesel	
6727	EB F450 Utility Truck - Maint	Entire Organization	3992	150:44:26	135:11:04	135.18	47%	\$263.61	FORD F-450	Diesel	
6728	EB 2yrd Dump - Line Repair	EB Pipe Repair	1277	88:50:05	10:00:37	10.01	10%	\$19.52	FORD F-450	Diesel	
6733	EB 5yd Dump - Canal Bank R	EB Grass Cutting	11078	428:15:21	1:02:47	1.05	0%	\$2.04	FORD F-750 5YD C	Diesel	02/01/19
6744	EB Drainage Vaccon	EB Grass Cutting, EB Pipe	6986	406:01:05	786:03:38	786.06	66%	\$1,532.82	KENWORTH T470-	Diesel	
6745	WB Drainage Vaccon Kenwoi	Sup WB Grass C	4199	171:30:46	396:58:32	396.98	70%	\$774.10	KENWORTH T470-	Diesel	
6797	WB Drainage 5yd Dump	Sup I	11730	1140:23:19	288:47:51	288.80	20%	\$563.16	INT F-750 5YD DU	Diesel	
6798	WB Drainage Ford 5yd Dump	Sup I WB Pipe Re	11000	365:37:51	386:38:29	386.64	51%	\$753.95	INT F-750 5YD DU	Diesel	
6801	WB Drainage Crew Van 450	Sup I	6851	221:37:57	412:16:02	412.27	65%	\$803.92	FORD E450 CREW	Diesel	
6858	WB Drainage Sterling Vaccor	EB Grass Cutting, Damian	7807	312:57:15	546:55:46	546.93	64%	\$1,066.51	KENWORTH T470-	Diesel	
6989	WB DRAINAGE TRASH TRUC	WestBank Drainage OSM	868	29:36:45	31:12:20	31.21	51%	\$60.85	FORD F-750-TRAS	Diesel	
9100	WB PS Lafitte F-150	Lafitte Pump Stations	3037	201:38:22	10:28:23	10.47	5%	\$20.42	BOBCAT LOADER	Diesel	
9701	Pump Station Repair RAM HI	Pump Station Repairs	11954	349:47:35	465:18:57	465.32	57%	\$907.37	DODGE RAM-450C	Diesel	
9732	Pump Station Repair Ram 45	Pump Station Repairs	13757	419:45:03	623:23:00	623.38	60%	\$1,215.60	DODGE RAM-450C	Diesel	
9773	Pump Station Repair F-350	Pump Station Repairs	2112	66:26:27	76:07:18	76.12	53%	\$148.44	FORD F-350 PICKL	Diesel	
6134	Dodge 1500 EB Drainage (L	East Superintendent Dra	7409	312:33:09	167:59:32	167.99	35%	\$310.79	DODGE RAM-150C	Regular Unleaded	
6143	EB Drainage Admin (spare)	East Superintendent Dra	12074	469:57:53	253:36:22	253.61	35%	\$469.17	FORD F-150 PICKL	Regular Unleaded	
6145	EB Drainage F250	Grass Cutting, EB Pipe	4345	239:56:02	653:02:20	653.04	73%	\$1,208.12	FORD F-250 PICKL	Regular Unleaded	

# Idle Cost Previous 364.999988425901 Days Report

## Jefferson Parish Drainage Department

Date	
From	Jan 01, 2017
To	Dec 31, 2017
Days	365

2017 Average Unleaded Fuel Price	\$1.85
Total Idle Cost	\$41,341.85
Average Idle Cost	\$558.67

2017 Average Diesel Fuel Price	\$1.95
Total Idle Cost	\$19,407.47
Average Idle Cost	\$588.11

2017 Total Idle Cost	
Total Idle Cost	\$60,749.32

Distance Unit	Km
---------------	----

Above AVG Vehicles	26
Below AVG Vehicles	48

Above AVG Vehicles	16
Below AVG Vehicles	17

Information Provided by Fleet

Name	Name	GroupName	Distance	Driving Duration	Idling Duration	Time Number	Idling Percentage	Cost	Vehicle Type	Fuel	Out of Service
6149	EB Drainage F250	EB Grass Cutting, EB Pipe	8440	333:31:09	671:30:35	671.51	67%	\$1,242.29	FORD F-250 PICKL Regular Unleaded		
6165	EB Drainage F250	EB Grass Cutting, EB Pipe	5971	267:36:41	624:08:59	624.15	70%	\$1,154.68	FORD F-250 PICKL Regular Unleaded		
6170	EB Drainage F250	EB Grass Cutting, EB Pipe	6157	302:41:49	890:32:24	890.54	75%	\$1,647.50	FORD F-250 PICKL Regular Unleaded		
6173	EB Drainage F350	EB Pipe Repair	18857	742:00:52	942:39:17	942.65	56%	\$1,743.91	FORD F-350 PICKL Regular Unleaded		
6188	EB Drainage Crew Van - Line	EB Grass Cutting, EB Pipe	1801	122:30:26	207:12:46	207.21	63%	\$383.34	FORD E450 CREW Regular Unleaded		
6239	WB Drainage F150	WestBank Drainage OSM	8926	292:49:31	172:41:07	172.69	37%	\$319.47	FORD F-250 PICKL Regular Unleaded		
6257	Dodge 1500 EB Drainage (E F Eastbank Drainage OSM		2820	117:24:33	164:37:59	164.63	58%	\$304.57	DODGE RAM-1500 Regular Unleaded		
6340	EB Line Cleaning Ford Pickup	EB Grass Cutting, EB Pipe	3993	180:17:10	26:44:22	26.74	13%	\$49.47	FORD F-350 WELD Regular Unleaded		
6340	WB DRAINAGE	WestBank Drainage OSM	0	0:06:08	0:02:11	0.04	26%	\$0.07	FORD F-350 WELD Regular Unleaded		
6382	EB Drainage F250	EB Grass Cutting, EB Pipe	4686	193:49:14	379:23:03	379.38	66%	\$701.86	FORD F-250 PICKL Regular Unleaded		
6382	EB Drainage F250	Eastbank Drainage OSM	1080	52:20:09	198:59:31	198.99	79%	\$368.14	FORD F-250 PICKL Regular Unleaded		
6383	EB PS F250	Eastbank Pump Stations	17731	632:59:36	767:54:13	767.90	55%	\$1,420.62	FORD F-250 PICKL Regular Unleaded		
6438	WB Drainage F-250 Pickup	WB Pipe Repair	11030	346:37:39	480:48:51	480.81	58%	\$889.51	FORD F-250 PICKL Regular Unleaded		
6447	WB Drainage Super Duty For	WB Pipe Repair	3947	129:32:16	166:34:50	166.58	56%	\$308.17	FORD F-350 WELD Regular Unleaded		
6471	WB Drainage F250	WestBank Drainage OSM	12261	396:27:49	519:11:22	519.19	57%	\$960.50	FORD F-250 PICKL Regular Unleaded		
6606	WB DRAINAGE	West Superintendent Dra	1083	28:04:49	9:05:37	9.09	24%	\$16.82	FORD SPRAY-TK Regular Unleaded		
6606	WB Drainage F250	WestBank Drainage OSM	11064	323:14:05	93:11:40	93.19	22%	\$172.41	FORD SPRAY-TK Regular Unleaded		
6610	WB DRAINAGE	WestBank Drainage OSM	254	7:05:17	3:32:31	3.54	33%	\$6.55	DODGE RAM 2500 Regular Unleaded		
6610	WB Drainage Dodge 2500	WestBank Drainage OSM	12638	365:19:18	491:45:17	491.75	57%	\$909.75	DODGE RAM 2500 Regular Unleaded		
6611	WB DRAINAGE	WestBank Drainage OSM	497	16:57:56	70:55:24	70.92	81%	\$131.21	DODGE RAM 2500 Regular Unleaded		
6611	WB Drainage Pickup Ram 2500	WestBank Drainage OSM	10958	335:59:46	654:29:42	654.50	66%	\$1,210.82	DODGE RAM 2500 Regular Unleaded		
6612	EB Pick-up - Inspector	EB Pipe Repair, EB Vaccor	5466	259:31:18	186:58:15	186.97	42%	\$345.90	DODGE RAM 2500 Regular Unleaded		11/28/18
6614	EB Drainage 2500 (spare)	EB Grass Cutting	6706	300:55:11	298:54:49	298.91	50%	\$552.99	DODGE RAM 2500 Regular Unleaded		
6619	Pump Station Repair	Pump Station Repairs	23722	580:27:12	150:36:40	150.61	21%	\$278.63	FORD F-150 PICKL Regular Unleaded		
6638	Pump Station Repair	Pump Station Repairs	18975	472:41:01	65:14:58	65.25	12%	\$120.71	FORD F-150 PICKL Regular Unleaded		
6645	EB Crew Van - Line Repair	EB Pipe Repair	5724	275:55:20	709:18:42	709.31	72%	\$1,312.23	FORD E450 CREW Regular Unleaded		
6649	WB Drainage F250	WestBank Drainage OSM	3988	135:18:40	145:35:21	145.59	52%	\$269.34	FORD F-250 PICKL Regular Unleaded		
6651	WB Drainage Pickup F250	WB Grass Cutting, WB Pi	13818	446:17:05	665:52:12	665.87	60%	\$1,231.86	FORD F-250 PICKL Regular Unleaded		
6651	WB DRAINAGE	WestBank Drainage OSM	753	22:30:38	26:28:45	26.48	54%	\$48.99	FORD F-250 PICKL Regular Unleaded		
6698	WB Drainage Pickup F250	WB Grass Cutting, WB Pi	12670	532:47:54	587:45:19	587.76	52%	\$1,087.35	FORD F-250 PICKL Regular Unleaded		06/03/19
6698	WB F-250	WestBank Drainage OSM	236	9:09:33	8:59:40	8.99	50%	\$16.64	FORD F-250 PICKL Regular Unleaded		06/03/19
6699	WB DRAINAGE	WestBank Drainage OSM	542	21:11:30	21:21:36	21.36	50%	\$39.52	FORD F-250 PICKL Regular Unleaded		
6699	WB Drainage Pickup F250	WB Grass Cutting, WB Pi	6620	207:19:33	259:57:01	259.95	56%	\$480.91	FORD F-250 PICKL Regular Unleaded		
6700	EB Drainage	West Superintendent Dra	18570	529:57:33	199:09:54	199.17	27%	\$368.46	FORD F-150 PICKL Regular Unleaded		
6701	EB Drainage F250	Drainage OSM	3728	230:37:04	361:58:20	361.97	61%	\$669.65	FORD F-250 PICKL Regular Unleaded		
6738	EB Crew Van - Line Repair	EB Pipe Repair	2858	146:03:02	215:08:58	215.15	60%	\$398.03	FORD E450 CREW Regular Unleaded		

# Idle Cost Previous 364.999988425901 Days Report

## Jefferson Parish Drainage Department

Date	
From	Jan 01, 2017
To	Dec 31, 2017
Days	365

2017 Average Unleaded Fuel Price	\$1.85
Total Idle Cost	\$41,341.85
Average Idle Cost	\$558.67

2017 Average Diesel Fuel Price	\$1.95
Total Idle Cost	\$19,407.47
Average Idle Cost	\$588.11

2017 Total Idle Cost	
Total Idle Cost	\$60,749.32

Distance Unit	Km
---------------	----

Above AVG Vehicles	26
Below AVG Vehicles	48

Above AVG Vehicles	16
Below AVG Vehicles	17

Information Provided by Fleet

Name	Name	GroupName	Distance	Driving Duration	Idling Duration	Time Number	Idling Percentage	Cost	Vehicle Type	Fuel	Out of Service
6754	WB DRAINAGE	WestBank Drainage OSM	434	14:21:02	59:50:39	59.84	81%	\$110.71	FORD E450 CREW	Regular Unleaded	
6754	WB Drainage E450 Crew Van		8328	301:25:21	609:32:36	609.54	67%	\$1,127.66	FORD E450 CREW	Regular Unleaded	
6755	WB Drainage F450 Crew Va Sup		10453	336:05:41	878:06:53	878.11	72%	\$1,624.51	FORD E450 CREW	Regular Unleaded	
6762	WB Drainage	West Superintendent Dra	15101	395:38:21	130:28:39	130.48	25%	\$241.38	FORD F-150 PICKL	Regular Unleaded	
6786	EB Pump Station	F-150 East Superintendent Pum	18158	540:51:19	20:40:10	20.67	4%	\$38.24	FORD F-150 PICKL	Regular Unleaded	
6788	WB Drainage	West Superintendent Dra	19383	521:56:07	429:53:55	429.90	45%	\$795.31	DODGE RAM-1500	Regular Unleaded	
6805	WB Drainage Truck	Sup l, WB Grass C	3902	128:52:38	150:46:04	150.77	54%	\$278.92	FORD F-450	Regular Unleaded	
6807	WB DRAINAGE 2 YD MAINT		887	31:47:03	27:02:07	27.04	46%	\$50.02	FORD F-450	Regular Unleaded	
6807	WB Drainage Maint Truck	Sup l, WB Grass C	11566	385:08:24	150:40:07	150.67	28%	\$278.74	FORD F-450	Regular Unleaded	
6808	WB DRAINAGE	WestBank Drainage OSM	360	19:39:39	22:05:22	22.09	53%	\$40.87	DODGE RAM 2500	Regular Unleaded	
6808	WB Drainage Pickup	WB Grass Cutting, WB Pi	5876	269:28:47	250:25:04	250.42	48%	\$463.27	DODGE RAM 2500	Regular Unleaded	
6810	WB DRAINAGE PICK UP TRU	WestBank Drainage OSM	680	21:53:29	27:07:46	27.13	55%	\$50.19	DODGE RAM 2500	Regular Unleaded	
6810	WB Drainage F250 pickup	WB Grass Cutting, WB Pi	12740	379:59:58	506:21:37	506.36	57%	\$936.77	DODGE RAM 2500	Regular Unleaded	
6813	WB Drainage E-450 Crew Va	WB Grass Cutting	10257	387:01:51	895:10:27	895.17	70%	\$1,656.07	FORD E450 CREW	Regular Unleaded	
6853	Pump Station Repair F-350	Pump Station Repairs	9868	285:10:58	291:17:16	291.29	51%	\$538.88	FORD F-350 PICKL	Regular Unleaded	#N/A
6864	Pump Stations Repairs F-450	Pump Station Repairs	6186	182:28:03	222:27:53	222.46	55%	\$411.56	FORD F-450	Regular Unleaded	#N/A
6939	EB Pump Stations F-250	Eastbank Pump Stations	1408	51:46:52	31:15:12	31.25	38%	\$57.82	FORD F-250 PICKL	Regular Unleaded	
6941	WB PS Lafitte F-250	Lafitte Pump Stations	3662	233:27:49	6:11:28	6.19	3%	\$11.45	FORD F-250 PICKL	Regular Unleaded	03/18/19
6942	WB PS Lafitte F-250	Lafitte Pump Stations	6693	182:19:28	230:47:39	230.79	56%	\$426.97	FORD F-250 PICKL	Regular Unleaded	02/13/19
6944	Pump Station Repair F-450	Pump Station Repairs	16808	456:32:57	724:22:21	724.37	61%	\$1,340.09	FORD F-450 UTILIT	Regular Unleaded	
9101	Pump Station Repair (Spare f	Pump Station Repairs	8155	227:35:01	172:12:16	172.20	43%	\$318.58	FORD F-150 PICKL	Regular Unleaded	
9117	EB Pump Stations (ll) F	East Superintendent Pum	13196	401:04:40	22:55:27	22.92	5%	\$42.41	FORD F-150 PICKL	Regular Unleaded	
9118	EB Pump Stations (t) F-	East Superintendent Pum	16293	530:12:17	161:36:45	161.61	23%	\$298.98	FORD F-150 PICKL	Regular Unleaded	
9640	EB Pump Station RAM 2500	Eastbank Pump Stations	1522	57:29:45	128:40:14	128.67	69%	\$238.04	DODGE RAM 2500	Regular Unleaded	
9643	Pump Station Repair F-350	Pump Station Repairs	14011	379:12:01	671:41:19	671.69	64%	\$1,242.62	FORD F-350 PICKL	Regular Unleaded	
9722	WB PS F-150	Westbank Pump Stations	8296	240:36:33	159:17:12	159.29	40%	\$294.68	FORD F-150 PICKL	Regular Unleaded	
9777	Pump Station Repair F-450	Pump Station Repairs	1211	34:19:42	57:05:43	57.10	62%	\$105.63	FORD E450 CREW	Regular Unleaded	
9778	WB PS Lafitte F-150	Lafitte Pump Stations	30921	783:35:47	796:21:54	796.37	50%	\$1,473.28	FORD F-150 PICKL	Regular Unleaded	02/06/19
9841	WB Pump Stations (ev	West Superintendent Pur	25178	657:46:14	217:38:31	217.64	25%	\$402.64	DODGE RAM 2500	Regular Unleaded	
9842	WB Pump Station (Do	West Superintendent Pur	23031	595:46:27	44:22:12	44.37	7%	\$82.08	DODGE RAM 2500	Regular Unleaded	
9857	WB Pump Station (l)	West Superintendent Pur	26086	726:06:28	72:49:45	72.83	9%	\$134.73	DODGE RAM-1500	Regular Unleaded	
9858	WB Pump Station (C	West Superintendent Pur	15025	442:25:15	114:38:41	114.64	21%	\$212.09	DODGE RAM-1500	Regular Unleaded	
9868	WB PS Lafitte F-150	Lafitte Pump Stations	22147	578:54:39	610:17:55	610.30	51%	\$1,129.05	FORD F-150 PICKL	Regular Unleaded	02/06/19
9886	WB PS Lafitte F150	Lafitte Pump Stations	23581	619:42:50	574:24:00	574.40	48%	\$1,062.64	FORD F-150 PICKL	Regular Unleaded	10/02/18
6723	Vehicle	Entire Organization	34077	887:17:47	364:21:16	364.35	29%	\$674.06	FORD F-150 PICKL	Regular Unleaded	

# Idle Cost Previous 364.999988425901 Days Report

## Jefferson Parish Drainage Department

Date	
From	Jan 01, 2018
To	Dec 31, 2018
Days	365

Distance Unit	Km
---------------	----

2018 Average Unleaded Fuel Price	\$2.11
Total Idle Cost	\$56,903.72
Average Idle Cost	\$779.50

Above AVG Vehicles	32
Below AVG Vehicles	41

2018 Average Diesel Fuel Price	\$2.39
Total Idle Cost	\$27,827.56
Average Idle Cost	\$592.08

Above AVG Vehicles	19
Below AVG Vehicles	28

2018 Total Idle Cost	
Total Idle Cost	\$84,731.28

Information Provided by Fleet

Name	Name	GroupName	Distance	Driving Duration	Idling Duration	Time Number	Idling Percentage	Cost	Vehicle	Fuel	Out of Service
6647	WB Drainage Foreman Crew	WestBank Drainage OSM	3	0:44:02	0:51:10	0.85	54%	\$2.04	FORD E450 CREW	Diesel	06/24/19
6647	WB Drainage crew van	WestBank Drainage OSM	176	6:22:54	12:00:24	12.01	65%	\$28.70	FORD E450 CREW	Diesel	06/24/19
6384	WB Drainage Trash Truck 1	WestBank Drainage OSM	5046	156:26:02	0:35:16	0.59	0%	\$1.40	IH 4300 STAKE BO	Diesel	06/28/19
6302	EB Drainage	Eastbank Drainage OSM	2860	152:57:23	361:21:23	361.36	70%	\$863.64	STERLING L7501 V	Diesel	05/29/19
6387	EB Drainage Vaccon Eastbanl	EB Vaccon	2371	127:04:14	233:49:15	233.82	65%	\$558.83	STERLING L7500 V	Diesel	02/13/19
6733	EB 5yd Dump - Canal Bank R	EB Grass Cutting	7281	267:24:33	0:38:36	0.64	0%	\$1.54	FORD F-750 5YD D	Diesel	02/01/19
6030	EB Drainage line cleaning	Eastbank Drainage OSM	6709	356:33:06	599:10:42	599.18	63%	\$1,432.04	FREIGHTLIN VACA	Diesel	
6074	WB Drainage Trash Truck		1774	69:32:11	42:59:31	42.99	38%	\$102.75	IH 7400 SBA STAKI	Diesel	
6074	WB Drainage Trash Truck	WestBank Drainage OSM	13345	446:21:43	541:45:55	541.77	55%	\$1,294.82	IH 7400 SBA STAKI	Diesel	
6075	EB Drainage F450 Utility	Eastbank Drainage OSM	1482	76:51:09	115:51:02	115.85	60%	\$276.88	FORD F-450	Diesel	
6075	EB Drainage F450 Utility Vehi	EB Grass Cutting, EB Pipe	4204	194:40:09	368:20:13	368.34	65%	\$880.33	FORD F-450	Diesel	
6079	EB Drainage Trash Truck	Eastbank Drainage OSM	1900	85:55:35	62:39:45	62.66	42%	\$149.76	INT 7400 SBA STAKI	Diesel	
6110	EB Line Repair 5 yd Dump Tr	EB Pipe Repair	2311	94:16:57	0:09:20	0.16	0%	\$0.37	FORD F-750 5YD D	Diesel	
6110	EB Line Repair 5 yd Dump Tr	Eastbank Drainage OSM	2120	82:09:06	0:14:54	0.25	0%	\$0.59	FORD F-750 5YD D	Diesel	
6172	EB Drainage 5yrd dump	East Superintendent Drai	0	0:00:04	0:00:08	0.00	67%	\$0.01	FORD F-750 5YD D	Diesel	
6238	EB DRAINAGE VAC-ALL (C Fr	Eastbank Drainage OSM	2954	124:49:14	310:30:57	310.52	71%	\$742.13	FREIGHTLIN VACA	Diesel	
6278	EB DRAINAGE	Eastbank Drainage OSM	2420	82:44:51	101:52:30	101.88	55%	\$243.48	FORD F-750 5YD D	Diesel	
6311	EB Line Repir 5yd Dump Truc	EB Pipe Repair	4342	162:53:47	0:21:26	0.36	0%	\$0.85	FORD F-750 5YD D	Diesel	
6385	EB Trash Truck - Grass Cuttin	Eastbank Drainage OSM	1608	91:13:44	136:08:22	136.14	60%	\$325.37	IH 4300 STAKE BO	Diesel	
6386	WB Drainage Vaccon		5014	201:20:59	641:15:28	641.26	76%	\$1,532.61	STERLING L7500 V	Diesel	
6391	WB Drainage 12yd Dump	WB Grass Cutting, WB Pi	1383	48:48:11	0:25:26	0.42	1%	\$1.01	IH 7400 10YD DUN	Diesel	#N/A
6620	EB Drainage Vactor	Eastbank Drainage OSM	793	34:21:41	49:00:54	49.02	59%	\$117.15	STERLING L8500 V	Diesel	
6624	WB Drainage Dump Truck 12	WB Grass Cutting, WB Pi	740	29:25:56	13:04:40	13.08	31%	\$31.26	IH 7400 10YD DUN	Diesel	
6624	WB Drainage Dump Truck 12	WestBank Drainage OSM	7494	280:39:12	219:59:07	219.99	44%	\$525.76	IH 7400 10YD DUN	Diesel	
6646	5 yard Dump	Eastbank Drainage OSM	1761	57:42:25	33:06:51	33.11	36%	\$79.14	FORD F-750 5YD D	Diesel	
6656	Pump Station Repair F-550	Pump Station Repairs	7534	210:17:18	337:55:16	337.92	62%	\$807.63	FORD F-550	Diesel	
6727	EB 2 yd Utility Truck	Eastbank Drainage OSM	4240	222:54:31	341:12:53	341.21	60%	\$815.50	FORD F-450	Diesel	
6728	EB 2yrd Dump - Line Repair	EB Pipe Repair	1703	107:26:37	21:41:05	21.68	17%	\$51.83	FORD F-450	Diesel	
6728	EB DRAINAGE 2 YARD DUMF	Eastbank Drainage OSM	749	37:13:44	94:52:03	94.87	72%	\$226.73	FORD F-450	Diesel	
6744	EB Drainage Vaccon	Eastbank Drainage OSM	3568	202:25:36	439:47:57	439.80	68%	\$1,051.12	KENWORTH T470-	Diesel	
6744	EB Drainage Vaccon	EB Grass Cutting, EB Pipe	1493	81:43:26	184:13:17	184.22	69%	\$440.29	KENWORTH T470-	Diesel	
6745	WB Drainage Vaccon Kenwoi	Sup I, WB Grass C	7589	295:22:07	940:03:09	940.05	76%	\$2,246.73	KENWORTH T470-	Diesel	
6767	EB DRAINAGE 5 YARD DUMF	Eastbank Drainage OSM	1347	47:28:43	0:09:37	0.16	0%	\$0.38	FORD F-750 5YD D	Diesel	
6769	EB 2 yd Dump - Line Repair	Eastbank Drainage OSM	2913	125:58:13	188:20:04	188.33	60%	\$450.12	FORD F-450	Diesel	
6797	WB Drainage 5yd Dump		5976	185:02:38	0:37:47	0.63	0%	\$1.51	INT F-750 5YD DU	Diesel	
6797	WB Drainage 5yd Dump	Sup I	298	377:37:06	7:00:32	7.01	2%	\$16.75	INT F-750 5YD DU	Diesel	
6798	WB Drainage Ford 5yd Dump		7241	240:24:32	334:47:09	334.79	58%	\$800.14	INT F-750 5YD DU	Diesel	
6798	WB Drainage Ford 5yd Dump	Sup I, WB Pipe Re	422	13:56:14	14:29:16	14.49	51%	\$34.63	INT F-750 5YD DU	Diesel	
6801	WB Drainage Crew Van 450	Sup I	13074	474:55:21	913:16:09	913.27	66%	\$2,182.71	FORD E450 CREW	Diesel	

# Idle Cost Previous 364.999988425901 Days Report

## Jefferson Parish Drainage Department

Date	
From	Jan 01, 2018
To	Dec 31, 2018
Days	365

Distance Unit	Km
---------------	----

2018 Average Unleaded Fuel Price	\$2.11
Total Idle Cost	\$56,903.72
Average Idle Cost	\$779.50

Above AVG Vehicles	32
Below AVG Vehicles	41

2018 Average Diesel Fuel Price	\$2.39
Total Idle Cost	\$27,827.56
Average Idle Cost	\$592.08

Above AVG Vehicles	19
Below AVG Vehicles	28

2018 Total Idle Cost	
Total Idle Cost	\$84,731.28

Information Provided by Fleet

Name	Name	GroupName	Distance	Driving Duration	Idling Duration	Time Number	Idling Percentage	Cost	Vehicle	Fuel	Out of Service
6858	WB Drainage Sterling Vaccor	EB Grass Cutting, [REDACTED]	14618	546:08:41	672:53:25	672.89	55%	\$1,608.21	KENWORTH T470-	Diesel	
6965	WESTBANK DRAINAGE 12 YD	WestBank Drainage OSM	10675	410:03:31	223:22:11	223.37	35%	\$533.85	FREIGHTLIN M210	Diesel	
6966	Drainage 12 yd Dump Truck	WestBank Drainage OSM	14622	522:07:17	513:57:36	513.96	50%	\$1,228.36	FREIGHTLIN M210	Diesel	
6967	WB DRAINAGE 12 YD DUMP	WestBank Drainage OSM	12905	489:18:44	304:23:37	304.39	38%	\$727.50	FREIGHTLIN M210	Diesel	
6989	WB DRAINAGE TRASH TRUC	WestBank Drainage OSM	9242	335:33:39	645:47:45	645.80	66%	\$1,543.45	FORD F-750-TRASI	Diesel	
9701	Pump Station Repair RAM HI	Pump Station Repairs	11615	352:28:11	480:06:24	480.11	58%	\$1,147.45	DODGE RAM-4500	Diesel	
9732	Pump Station Repair Ram 45	Pump Station Repairs	13900	450:40:41	722:00:38	722.01	62%	\$1,725.61	DODGE RAM-4500	Diesel	
9773	Pump Station Repair F-350	Pump Station Repairs	8030	243:49:34	416:08:46	416.15	63%	\$994.59	FORD F-350 PICKU	Diesel	
6134	Dodge 1500 EB Drainage (L	East Superintendent Drai	5918	243:31:24	124:46:58	124.78	34%	\$263.29	DODGE RAM-1500	Regular Unleaded	
6143	EB Drainage Admin (spare)	East Superintendent Drai	8136	321:04:29	269:49:47	269.83	46%	\$569.34	FORD F-150 PICKU	Regular Unleaded	
6145	EB Drainage F250 [REDACTED]	EB Grass Cutting, EB Pipe	2329	180:00:16	834:12:50	834.21	82%	\$1,760.19	FORD F-250 PICKU	Regular Unleaded	
6149	EB Drainage F250 [REDACTED]	Drainage OSM	6661	267:52:44	551:48:31	551.81	67%	\$1,164.32	FORD F-250 PICKU	Regular Unleaded	
6165	EB Drainage F250 [REDACTED]	EB Grass Cutting, EB Pipe	5424	252:39:03	580:20:13	580.34	70%	\$1,224.51	FORD F-250 PICKU	Regular Unleaded	
6170	EB Drainage F250 [REDACTED]	EB Grass Cutting, EB Pipe	1397	72:33:09	166:59:04	166.98	70%	\$352.34	FORD F-250 PICKU	Regular Unleaded	
6170	EB Drainage F250 [REDACTED]	Eastbank Drainage OSM	943	58:05:21	78:42:52	78.71	58%	\$166.09	FORD F-250 PICKU	Regular Unleaded	
6173	EB Drainage F350 [REDACTED]	EB Pipe Repair	11645	521:19:12	694:58:31	694.98	57%	\$1,466.40	FORD F-350 PICKU	Regular Unleaded	
6188	EB Drainage Crew Van [REDACTED]	Drainage OSM	2269	113:49:38	220:46:37	220.78	66%	\$465.84	FORD E450 CREW	Regular Unleaded	
6188	EB Drainage Crew Van - Line	EB Grass Cutting, EB Pipe	1972	98:54:06	247:20:55	247.35	71%	\$521.91	FORD E450 CREW	Regular Unleaded	
6239	WB Drainage F150 [REDACTED]	WestBank Drainage OSM	1026	35:29:08	29:31:34	29.53	45%	\$62.30	FORD F-250 PICKU	Regular Unleaded	
6239	WB Drainage F150 [REDACTED]	WestBank Drainage OSM	1636	52:21:46	52:40:38	52.68	50%	\$111.15	FORD F-250 PICKU	Regular Unleaded	
6256	EB DRAINAGE (Eng Inspecto	Eastbank Drainage OSM	2314	102:30:03	10:25:43	10.43	9%	\$22.00	DODGE RAM-1500	Regular Unleaded	
6257	Dodge 1500 EB Drainage (E	Eastbank Drainage OSM	5432	222:36:51	222:41:44	222.70	50%	\$469.89	DODGE RAM-1500	Regular Unleaded	
6265	EB DRAINAGE Dodge 1500 (J	Eastbank Drainage OSM	5293	191:12:27	103:01:29	103.02	35%	\$217.38	DODGE RAM-1500	Regular Unleaded	
6340	EB Line Cleaning Ford Pickup	Eastbank Drainage OSM	351	15:40:44	4:22:56	4.38	22%	\$9.25	FORD F-350 WELD	Regular Unleaded	
6340	EB Line Cleaning Ford Pickup	EB Grass Cutting, EB Pipe	2049	92:18:59	1:42:19	1.71	2%	\$3.60	FORD F-350 WELD	Regular Unleaded	
6340	WB DRAINAGE [REDACTED]	WestBank Drainage OSM	2562	88:07:34	119:44:49	119.75	58%	\$252.67	FORD F-350 WELD	Regular Unleaded	
6378	EB Drainage(Spare) [REDACTED]	Eastbank Drainage OSM	702	38:59:52	71:14:04	71.23	65%	\$150.30	FORD F-250 PICKU	Regular Unleaded	
6382	EB Drainage F250 [REDACTED]	Eastbank Drainage OSM	3942	195:08:11	489:45:21	489.76	72%	\$1,033.38	FORD F-250 PICKU	Regular Unleaded	
6383	EB PS F250 [REDACTED]	Eastbank Pump Stations	8444	320:10:35	573:08:24	573.14	64%	\$1,209.33	FORD F-250 PICKU	Regular Unleaded	
6389	EB Crew Van - Grass Cutting	EB Grass Cutting	8247	436:20:27	689:40:48	689.68	61%	\$1,455.22	FORD E450 CREW	Regular Unleaded	
6438	WB Drainage F-250 Pickup	WB Pipe Repair	1427	46:21:22	60:17:12	60.29	57%	\$127.20	FORD F-250 PICKU	Regular Unleaded	
6438	WB Drainage F-250 Pickup	WestBank Drainage OSM	8735	272:37:19	334:05:03	334.08	55%	\$704.92	FORD F-250 PICKU	Regular Unleaded	
6471	WB Drainage F250 [REDACTED]	WestBank Drainage OSM	6793	218:08:34	381:07:27	381.12	64%	\$804.17	FORD F-250 PICKU	Regular Unleaded	
6471	WB Drainage F250 [REDACTED]	WestBank Drainage OSM	1549	51:55:06	111:17:11	111.29	68%	\$234.81	FORD F-250 PICKU	Regular Unleaded	
6606	WB DRAINAGE [REDACTED]	West Superintendent Dra	5007	145:11:57	55:22:51	55.38	28%	\$116.85	FORD SPRAY-TK	Regular Unleaded	
6610	WB DRAINAGE [REDACTED]	WestBank Drainage OSM	8164	275:22:04	624:23:43	624.40	69%	\$1,317.47	DODGE RAM 2500	Regular Unleaded	
6611	WB DRAINAGE [REDACTED]	WestBank Drainage OSM	9212	278:40:33	562:42:19	562.71	67%	\$1,187.31	DODGE RAM 2500	Regular Unleaded	
6614	EB Drainage 2500 (spare)	EB Grass Cutting	7433	336:11:31	481:48:52	481.81	59%	\$1,016.63	DODGE RAM 2500	Regular Unleaded	
6619	Pump Station Repair [REDACTED]	ump Station Repairs	6162	170:10:22	312:41:55	312.70	65%	\$659.79	FORD F-150 PICKU	Regular Unleaded	



# Idle Cost Previous 364.999988425901 Days Report

## Jefferson Parish Drainage Department

Date	
From	Jan 01, 2018
To	Dec 31, 2018
Days	365

Distance Unit	Km
---------------	----

2018 Average Unleaded Fuel Price	
Fuel Price	\$2.11
Total Idle Cost	\$56,903.72
Average Idle Cost	\$779.50

Above AVG Vehicles	32
Below AVG Vehicles	41

2018 Average Diesel Fuel Price	
Price	\$2.39
Total Idle Cost	\$27,827.56
Average Idle Cost	\$592.08

Above AVG Vehicles	19
Below AVG Vehicles	28

2018 Total Idle Cost	
Total Idle Cost	\$84,731.28

Information Provided by Fleet

Name	Name	GroupName	Distance	Driving Duration	Idling Duration	Time Number	Idling Percentage	Cost	Vehicle	Fuel	Out of Service
6638	Pump Station Repair	Pump Station Repairs	20767	588:16:05	112:47:12	112.79	16%	\$237.98	FORD F-150 PICKU	Regular Unleaded	
6645	EB Crew Van - Line Repair	EB Pipe Repair	1993	109:24:16	184:23:05	184.38	63%	\$389.05	FORD E450 CREW	Regular Unleaded	
6649	WB Drainage F250	WestBank Drainage OSM	948	36:11:42	29:40:52	29.68	45%	\$62.63	FORD F-250 PICKU	Regular Unleaded	
6649	WB Drainage F250	WestBank Drainage OSM	261	7:21:59	7:18:05	7.30	50%	\$15.41	FORD F-250 PICKU	Regular Unleaded	
6651	WB DRAINAGE	WestBank Drainage OSM	12822	420:22:05	679:20:35	679.34	62%	\$1,433.41	FORD F-250 PICKU	Regular Unleaded	
6698	WB F-250	WestBank Drainage OSM	12545	528:48:50	879:33:04	879.55	62%	\$1,855.85	FORD F-250 PICKU	Regular Unleaded	06/03/19
6699	WB DRAINAGE	WestBank Drainage OSM	8805	297:10:38	638:53:20	638.89	68%	\$1,348.06	FORD F-250 PICKU	Regular Unleaded	
6700	EB Drainage	West Superintendent Dra	12912	369:06:26	131:16:00	131.27	26%	\$276.97	FORD F-150 PICKU	Regular Unleaded	
6701	EB Drainage F250	Eastbank Drainage OSM	1573	99:28:47	178:57:57	178.97	64%	\$377.62	FORD F-250 PICKU	Regular Unleaded	
6738	EB Crew Van	Eastbank Drainage OSM	2682	127:44:09	365:12:24	365.21	74%	\$770.59	FORD E450 CREW	Regular Unleaded	
6738	EB Crew Van - Line Repair	EB Pipe Repair	1291	63:56:11	182:41:25	182.69	74%	\$385.48	FORD E450 CREW	Regular Unleaded	
6754	WB DRAINAGE	WestBank Drainage OSM	9613	346:14:36	1578:03:01	1578.05	82%	\$3,329.69	FORD E450 CREW	Regular Unleaded	
6755	WB Drainage E450 Crew Va		9637	333:43:45	1152:43:34	1152.73	78%	\$2,432.25	FORD E450 CREW	Regular Unleaded	
6755	WB Drainage E450 Crew Va Sup I		1414	44:30:17	126:09:55	126.17	74%	\$266.21	FORD E450 CREW	Regular Unleaded	
6762	WB Drainage	West Superintendent Dra	16662	471:53:57	169:45:38	169.76	26%	\$358.19	FORD F-150 PICKU	Regular Unleaded	
6786	EB Pump Station	15C East Superintendent Pum	18635	644:51:55	384:44:31	384.74	37%	\$811.81	FORD F-150 PICKU	Regular Unleaded	
6788	WB Drainage	West Superintendent Dra	17503	494:48:20	489:44:52	489.75	50%	\$1,033.37	DODGE RAM-1500	Regular Unleaded	
6805	WB Drainage Maint Truck		8651	687:55:25	452:03:20	452.06	40%	\$953.84	FORD F-450	Regular Unleaded	
6807	WB DRAINAGE 2 YD MAINT		8950	327:37:54	425:08:33	425.14	56%	\$897.05	FORD F-450	Regular Unleaded	
6808	WB DRAINAGE	WestBank Drainage OSM	4521	197:13:17	214:11:22	214.19	52%	\$451.94	DODGE RAM 2500	Regular Unleaded	
6810	WB DRAINAGE PICK UP TRU	WestBank Drainage OSM	10598	348:32:54	547:19:03	547.32	61%	\$1,154.84	DODGE RAM 2500	Regular Unleaded	
6813	WB Drainage E-450 Crew Va	WB Grass Cutting	1158	44:00:32	126:07:36	126.13	74%	\$266.13	FORD E450 CREW	Regular Unleaded	
6813	WB Drainage E-450 Crew Va	WestBank Drainage OSM	11914	394:52:28	1384:49:03	1384.82	78%	\$2,921.96	FORD E450 CREW	Regular Unleaded	
6853	Pump Station Repair F-350	Pump Station Repairs	3562	96:19:24	102:42:01	102.70	52%	\$216.70	FORD F-350 PICKU	Regular Unleaded	#N/A
6864	Pump Stations Repairs F-450	Pump Station Repairs	17381	510:04:47	846:50:26	846.84	62%	\$1,786.83	FORD F-450 UTILIT	Regular Unleaded	#N/A
6942	WB PS Lafitte F-250	Lafitte Pump Stations	16107	444:05:26	496:24:31	496.41	53%	\$1,047.42	FORD F-250 PICKU	Regular Unleaded	02/13/19
6944	Pump Station Repair F-450	Pump Station Repairs	5454	149:54:56	181:27:45	181.46	55%	\$382.89	FORD F-450 UTILIT	Regular Unleaded	
9101	Pump Station Repair (Spare)	Pump Station Repairs	8133	231:53:50	331:23:57	331.40	59%	\$699.25	FORD F-150 PICKU	Regular Unleaded	
9117	EB Pump Stations	F East Superintendent Pum	8706	310:21:42	961:13:18	961.22	76%	\$2,028.18	FORD F-150 PICKU	Regular Unleaded	
9118	EB Pump Stations	F- East Superintendent Pum	13108	449:27:17	611:39:02	611.65	58%	\$1,290.58	FORD F-150 PICKU	Regular Unleaded	
9169	EB DRAINAGE TRUCK (E Was East Superintendent Dra		9435	427:33:44	189:15:06	189.25	31%	\$399.32	DODGE RAM-1500	Regular Unleaded	
9643	Pump Station Repair F-350	Pump Station Repairs	8199	233:50:17	495:18:22	495.31	68%	\$1,045.10	FORD F-350 PICKU	Regular Unleaded	
9722	WB PS F-150	Westbank Pump Stations	4425	126:31:59	103:38:42	103.65	45%	\$218.69	FORD F-150 PICKU	Regular Unleaded	
9777	Pump Station Repair F-450	Pump Station Repairs	278	8:40:23	13:21:17	13.35	61%	\$28.18	FORD F-150 PICKU	Regular Unleaded	
9778	WB PS Lafitte F-150	Lafitte Pump Stations	24481	655:19:50	966:30:44	966.51	60%	\$2,039.34	FORD F-150 PICKU	Regular Unleaded	02/06/19
9841	WB Pump Stations	Superintendent Pur	26661	725:04:50	230:53:21	230.89	24%	\$487.18	DODGE RAM 2500	Regular Unleaded	
9842	WB Pump Station	Do West Superintendent Pur	21466	562:37:25	60:05:32	60.09	10%	\$126.79	DODGE RAM 2500	Regular Unleaded	
9857	WB Pump Station	West Superintendent Pur	22410	608:17:19	70:35:01	70.58	10%	\$148.93	DODGE RAM-1500	Regular Unleaded	
9858	WB Pump Station	C West Superintendent Pur	22942	635:52:44	385:40:11	385.67	38%	\$813.76	DODGE RAM-1500	Regular Unleaded	



# Idle Cost Previous 364.999988425901 Days Report

## Jefferson Parish Drainage Department

Date	
From	Jan 01, 2018
To	Dec 31, 2018
Days	365

Distance Unit	Km
---------------	----

2018 Average Unleaded Fuel Price	\$2.11
Total Idle Cost	\$56,903.72
Average Idle Cost	\$779.50

Above AVG Vehicles	32
Below AVG Vehicles	41

2018 Average Diesel Fuel Price	\$2.39
Total Idle Cost	\$27,827.56
Average Idle Cost	\$592.08

Above AVG Vehicles	19
Below AVG Vehicles	28

2018 Total Idle Cost	
Total Idle Cost	\$84,731.28

Information Provided by Fleet

Name	Name	GroupName	Distance	Driving Duration	Idling Duration	Time Number	Idling Percentage	Cost	Vehicle	Fuel	Out of Service
9868	WB PS Lafitte F-150	Lafitte Pump Stations	19860	531:17:51	601:19:20	601.32	53%	\$1,268.79	FORD F-150 PICKU	Regular Unleaded	02/06/19
9886	WB PS Lafitte F150	Lafitte Pump Stations	11650	303:04:03	424:16:38	424.28	58%	\$895.22	FORD F-150 PICKU	Regular Unleaded	10/02/18
6723	Vehicle	Entire Organization	22256	694:53:23	393:32:55	393.55	36%	\$830.39	FORD F-150 PICKU	Regular Unleaded	

JP Engineering/ Inspection-EB

Date	
From	Jan 01, 2016
To	Dec 31, 2016
Days	366

Distance Unit	Km
---------------	----

2016 Average Unleaded Fuel Price	<b>\$1.60</b>
Total Idle Cost	\$2,193.93
Average Idle Cost	\$274.24

Above AVG Vehicles	3
Below AVG Vehicles	5

Information Provided by Fleet

Name	GroupName	Distance	Driving Duration	Idling Duration	Idling Percentage	Cost	Vehicle	Fuel	Out of Service
4014	Entire Organization	500	447:30:02	424:28:55	49%	\$679.17	FORD EXPLORER X	Regular Unleaded	1/22/2019
0	Entire Organization	15222	396:21:21	82:10:30	17%	\$131.48		Regular Unleaded	
4009	Entire Organization	21071	597:59:31	227:44:00	28%	\$364.37	FORD EXPLORER	Regular Unleaded	
4016	Entire Organization	326	339:54:03	101:39:35	23%	\$162.66	FORD EXPLORER	Regular Unleaded	
4027	Entire Organization	11682	334:30:31	31:36:48	9%	\$50.58		Regular Unleaded	
4070	Entire Organization	14483	389:00:25	26:02:12	6%	\$41.66	FORD EXPLORER	Regular Unleaded	
4079	Entire Organization	8364	210:26:20	354:19:34	63%	\$566.92	FORD F-150 PICK	Regular Unleaded	
4083	Entire Organization	13882	386:06:36	123:10:51	24%	\$197.09		Regular Unleaded	

JP Engineering/ Inspection-EB

Date	
From	Jan 01, 2017
To	Dec 31, 2017
Days	365

Distance Unit	Km
---------------	----

2017 Average Unleaded Fuel Price	<b>\$1.85</b>
Total Idle Cost	\$1,227.68
Average Idle Cost	\$153.46

Above AVG Vehicles	2
Below AVG Vehicles	6

Information Provided by Fleet

Name	GroupName	Distance	Driving Duration	Idling Duration	Idling Percentage	Cost	Vehicle	Fuel	Out of Service
4014	Entire Organization	1804	424:09:32	379:58:02	47%	\$702.94	FORD EXPLORER X	Regular Unleaded	1/22/2019
0	Entire Organization	13700	357:02:13	71:36:58	17%	\$132.49		Regular Unleaded	
4009	Entire Organization	15394	389:56:57	87:43:21	18%	\$162.29	FORD EXPLORER	Regular Unleaded	
4016	Entire Organization	642	182:40:59	48:50:27	21%	\$90.36	FORD EXPLORER	Regular Unleaded	
4027	Entire Organization	5482	148:03:23	8:48:24	6%	\$16.29		Regular Unleaded	
4070	Entire Organization	14950	412:13:46	30:20:15	7%	\$56.12	FORD EXPLORER	Regular Unleaded	
4079	Entire Organization	1319	41:35:35	7:58:16	16%	\$14.75	FORD F-150 PICK	Regular Unleaded	
4083	Entire Organization	3269	87:04:18	28:20:47	25%	\$52.44		Regular Unleaded	

JP Engineering/ Inspection-EB

Date	
From	Jan 01, 2018
To	Dec 31, 2018
Days	365

Distance Unit	Km
---------------	----

2018 Average Unleaded Fuel	<b>\$2.11</b>
Total Idle Cost	\$277.77
Average Idle Cost	\$55.55

Above AVG Vehicles	2
Below AVG Vehicles	3

Information Provided by Fleet

Name	GroupName	Distance	Driving Duration	Idling Duration	Idling Percentage	Cost	Vehicle	Fuel	Out of Service
4014	Entire Organization	3604	163:34:28	36:57:13	18%	\$77.97	FORD EXPLORER X	Regular Unleaded	1/22/2019
0	Entire Organization	12945	328:29:36	50:14:02	13%	\$105.99		Regular Unleaded	
4009	Entire Organization	257	6:02:33	2:16:16	27%	\$4.79	FORD EXPLORER	Regular Unleaded	
4016	Entire Organization	1413	105:58:02	19:41:21	16%	\$41.54	FORD EXPLORER	Regular Unleaded	
4070	Entire Organization	13018	361:37:20	22:29:50	6%	\$47.47	FORD EXPLORER	Regular Unleaded	

JP SCADA Department

Date	
From	Jan 01, 2016
To	Dec 31, 2016
Days	366

Distance Unit	Km
---------------	----

2016 Average Unleaded Fuel Price	\$1.60
Total Idle Cost	\$177.43
Average Idle Cost	\$59.14

Above AVG Vehicles	1
Below AVG Vehicles	2

2016 Average Diesel Fuel Price	\$1.62
Total Idle Cost	\$44.01
Average Idle Cost	\$44.01

Above AVG Vehicles	0
Below AVG Vehicles	1

2016 Total Idle Cost	
Total Idle Cost	\$221.44

Information Provided by Fleet

Name	GroupName	Distance	Driving Duration	Idling Duration	Time Number	Idling Percentage	Cost	Vehicle Type	Fuel	Out of Service
F-750 Bucket Truck #4023	Eastbank	2345	83:02:09	27:10:10	27.17	25%	\$44.01	FORD F-750 BUCK	Diesel	
EB-Dodge-2500 #4097	Eastbank	3814	99:30:07	12:20:41	12.34	11%	\$19.75	Dodge Ram 2500	Regular Unleaded	
EB-Van-F-250 #3732	Eastbank	2092	133:33:19	65:04:04	65.07	33%	\$104.11	Ford E-250 Van	Regular Unleaded	
WB-Dodge-3500 #4098	Westbank	5249	132:15:05	33:28:48	33.48	20%	\$53.57	DODGE VAN	Regular Unleaded	

JP SCADA Department

Date	
From	Jan 01, 2017
To	Dec 31, 2017
Days	365

Distance Unit	Km
---------------	----

2017 Average Unleaded Fuel Price	\$1.85
Total Idle Cost	\$1,134.20
Average Idle Cost	\$162.03

Above AVG Vehicles	4
Below AVG Vehicles	3

2017 Average Diesel Unleaded	\$1.95
Total Idle Cost	\$19.27
Average Idle Cost	\$19.27

Above AVG Vehicles	0
Below AVG Vehicles	1

2017 Total Idle Cost	
Total Idle Cost	\$1,153.47

Information Provided by Fleet

Name	GroupName	Distance	Driving Duration	Idling Duration	Time Number	Idling Percentage	Cost	Vehicle Type	Fuel	Out of Service
F-750 Bucket Truck #4023	Eastbank	2233	67:27:15	9:53:02	9.88	13%	\$19.27	FORD F-750 BUCK	Diesel	
Dodge Journey 4099	Entire Organization	4292	107:28:28	5:39:25	5.66	5%	\$10.47	Dodge Ram 2500	Regular Unleaded	
EB-Dodge-2500 #4097	Eastbank	12745	299:40:46	34:20:44	34.35	10%	\$63.54	DODGE RAM 250	Regular Unleaded	
EB-Truck-F-250 #3726	Eastbank	5150	175:27:13	85:07:30	85.13	33%	\$157.48	FORD F-250 PICK	Regular Unleaded	
EB-Van-F-250 #3732	Eastbank	8813	357:38:52	143:45:18	143.76	29%	\$265.95	Ford E-250 Van	Regular Unleaded	
WB-Dodge-3500 #4098	Westbank	13487	362:08:59	119:53:10	119.89	25%	\$221.79	DODGE VAN	Regular Unleaded	
WB-Truck-F-250 #3725	Westbank	6498	181:49:46	104:25:26	104.42	36%	\$193.18	FORD F-250 PICK	Regular Unleaded	
WB-Van-F-250 #3731	Westbank	5481	150:28:36	119:53:13	119.89	44%	\$221.79	FORD F-250 PICK	Regular Unleaded	

JP SCADA Department

Date	
From	Jan 01, 2018
To	Dec 31, 2018
Days	365

Distance Unit	Km
---------------	----

2018 Average Unleaded Fuel Price	<b>\$2.11</b>
Total Idle Cost	\$2,645.22
Average Idle Cost	\$377.89

Above AVG Vehicles	4
Below AVG Vehicles	3

2018 Average Diesel Fuel Price	<b>\$2.39</b>
Total Idle Cost	\$0.59
Average Idle Cost	\$0.59

Above AVG Vehicles	0
Below AVG Vehicles	1

2018 Total Idle Cost	
Total Idle Cost	\$2,645.80

Information Provided by Fleet

Name	GroupName	Distance	Driving Duration	Idling Duration	Time Number	Idling Percentage	Cost	Vehicle Type	Fuel	Out of Service
F-750 Bucket Truck #4023	Eastbank	1041	33:16:52	0:14:44	0.25	1%	\$0.59	FORD F-750 BUCKI	Diesel	
Dodge Journey 4099	Entire Organization	4229	112:30:06	12:55:21	12.92	10%	\$27.27	Dodge Ram 2500	Regular Unleaded	
EB-Dodge-2500 #4097	Eastbank	9932	277:26:29	108:15:06	108.25	28%	\$228.41	DODGE RAM 2500	Regular Unleaded	
EB-Truck-F-250 #3726	Eastbank	11804	413:05:37	244:12:43	244.21	37%	\$515.29	FORD F-250 PICKU	Regular Unleaded	
EB-Van-F-250 #3732	Eastbank	6341	207:43:44	58:08:25	58.14	22%	\$122.68	Ford E-250 Van	Regular Unleaded	
WB-Dodge-3500 #4098	Westbank	13301	351:18:29	210:44:21	210.74	37%	\$444.66	DODGE VAN	Regular Unleaded	
WB-Truck-F-250 #3725	Westbank	10291	283:18:20	221:00:22	221.01	44%	\$466.32	FORD F-250 PICKU	Regular Unleaded	
WB-Van-F-250 #3731	Westbank	13412	352:02:40	398:23:06	398.39	53%	\$840.59	FORD F-250 PICKU	Regular Unleaded	



JP Inspections Department

Date	
From	Jan 01, 2016
To	Dec 31, 2016
Days	366

2016 Average Unleaded Fuel Price	<b>\$1.60</b>
Total Idle Cost	\$1,012.37
Average Idle Cost	\$202.47

Above AVG Vehicles	1
Below AVG Vehicles	4

Distance Unit	Miles
---------------	-------

Information Provided by Fleet

Name	GroupName	Distance	Driving Duration	Idling Duration	Idling Percentage	Cost	Vehicle	Fuel Type	Out of Service
Unit 4004	Entire Organization	7771	319:34:45	311:47:37	49%	\$498.87	Ford Explorer	Regular Unleaded	
Unit 4041	Entire Organization	1688	86:05:58	94:02:29	52%	\$150.47	Ford Explorer XLT	Regular Unleaded	1/23/2019
Unit 4046	Entire Organization	602	224:04:51	103:02:06	31%	\$164.86	Ford Explorer XLT	Regular Unleaded	
Unit 4057	Entire Organization	2606	120:42:17	69:39:37	37%	\$111.46	Ford Explorer	Regular Unleaded	
Unit 4068	Entire Organization	6167	269:47:14	54:12:03	17%	\$86.72	Ford Explorer	Regular Unleaded	

JP Inspections Department

Date	
From	Jan 01, 2017
To	Dec 31, 2017
Days	365

Distance Unit	Miles
---------------	-------

2017 Average Unleaded Fuel Price	\$1.85
Total Idle Cost	\$302.52
Average Idle Cost	\$75.63

Above AVG Vehicles	1
Below AVG Vehicles	3

Information Provided by Fleet

Name	GroupName	Distance	Driving Duration	Idling Duration	Idling Percentage	Cost	Vehicle	Fuel Type	Out of Service
Unit 4004	Entire Organization	3373	126:37:18	111:08:55	47%	\$205.62	Ford Explorer	Regular Unleaded	
Unit 4041	Entire Organization	99	6:22:02	1:41:39	21%	\$3.13	Ford Explorer XLT	Regular Unleaded	1/23/2019
Unit 4046	Entire Organization	957	79:41:50	23:51:02	23%	\$44.12	Ford Explorer XLT	Regular Unleaded	
Unit 4057	Entire Organization	2163	84:55:58	26:49:49	24%	\$49.64	Ford Explorer	Regular Unleaded	

JP Inspections Department

Date	
From	Jan 01, 2018
To	Dec 31, 2018
Days	365

2018 Average Unleaded Fuel Price	\$2.11
Total Idle Cost	\$63.64
Average Idle Cost	\$31.82

Distance Unit	Miles
---------------	-------

Above AVG Vehicles	1
Below AVG Vehicles	1

Information Provided by Fleet

Name	GroupName	Distance	Driving Duration	Idling Duration	Idling Percentage	Cost	Vehicle	Fuel Type	Out of Service
Unit 4046	Entire Organization	1213	66:32:48	4:04:20	6%	\$8.59	Ford Explorer XLT	Regular Unleaded	
Unit 4057	Entire Organization	964	42:55:03	26:05:15	38%	\$55.04	Ford Explorer	Regular Unleaded	

Jefferson Parish Department of Juvenile Services

Date	
From	Jan 01, 2018
To	Dec 31, 2018
Days	365

2018 Average Unleaded Fuel Price	\$2.11
Total Idle Cost	\$370.78
Average Idle Cost	\$46.35

Distance Unit	Miles
---------------	-------

Above AVG Vehicles	3
Below AVG Vehicles	5

Information provided by Fleet

Name	GroupName	Distance	Driving Duration	Idling Duration	Idling Percentage	Cost	Vehicle	Fuel Type	Out of Service
5314	Entire Organization	2013	71:05:42	4:25:18	6%	\$9.33	Ford Explorer	Regular Unleaded	
5364	Entire Organization	932	101:01:42	44:18:28	30%	\$93.49	Dodge Ram 2500	Regular Unleaded	
5365	Entire Organization	2905	174:11:17	47:47:08	22%	\$100.83	Ford T350	Regular Unleaded	
5366	Entire Organization	5042	112:44:23	10:22:18	8%	\$21.88	Ford T350	Regular Unleaded	
5367	Entire Organization	3800	199:13:29	57:13:24	22%	\$120.74	Ford T350	Regular Unleaded	
5368	Entire Organization	491	28:40:44	2:57:19	9%	\$6.24	Ford T350	Regular Unleaded	
5369	Entire Organization	152	8:31:30	1:10:45	12%	\$2.49	Ford T350	Regular Unleaded	
5372	Entire Organization	288	26:11:57	7:28:52	22%	\$15.79	Ford T350	Regular Unleaded	

Jefferson Parish Library

Date	
From	Jan 01, 2016
To	Dec 31, 2016
Days	366

Distance Unit	Miles
---------------	-------

2016 Average Unleaded Fuel Price	<b>\$1.60</b>
Total Idle Cost	\$1,017.45
Average Idle Cost	\$56.52

Above AVG Vehicles	3
Below AVG Vehicles	15

Information Provided by Fleet

Name	GroupName	Distance	Driving Duration	Idling Duration	Time Number	Idling Percentage	Cost	Vehicle	Fuel	Out of Service
Vehicle #2014	Shipping Drivers	4825	230:12:26	21:19:54	21.33	8%	\$34.13	Ford E450 Crew V6	Regular Unleaded	3/28/2019
Vehicle #2017	Maintenance Department	4867	235:49:24	16:37:45	16.63	7%	\$26.61	Ford F-250 Pickup	Regular Unleaded	
Vehicle #2018	Maintenance Department	7292	290:02:11	32:04:07	32.07	10%	\$51.31	Chevy Traverse	Regular Unleaded	
Vehicle #2019	old install Maintenance Department	2994	153:59:13	16:03:47	16.06	9%	\$25.70	Ford F-150 Picup	Regular Unleaded	
Vehicle #2020	old install Shipping Drivers	5966	193:11:45	14:54:30	14.91	7%	\$23.85	Ford E-150 Van	Regular Unleaded	
Vehicle #2021	old install Information Technology	621	28:55:32	2:29:32	2.49	8%	\$3.99	Ford E-150 Van	Regular Unleaded	
Vehicle #2023	Maintenance Department	3393	169:46:40	32:19:44	32.33	16%	\$51.73	Ford F-250 Pickup	Regular Unleaded	
Vehicle #2026	Maintenance Department	3152	174:50:56	5:48:14	5.80	3%	\$9.29	Ford F-250 Pickup	Regular Unleaded	
Vehicle #2027	Maintenance Department	4170	183:39:41	1:51:24	1.86	1%	\$2.97	Ford F-250 Pickup	Regular Unleaded	
Vehicle #2029	Maintenance Department	5658	327:25:06	34:36:33	34.61	10%	\$55.37	Ford F-150 Picup	Regular Unleaded	
Vehicle #2047	Maintenance Department	4337	150:03:12	18:43:20	18.72	11%	\$29.96	Ford F-250 Pickup	Regular Unleaded	
Vehicle #2055	Maintenance Department	5132	249:08:50	51:01:22	51.02	17%	\$81.64	Ford F-250 Pickup	Regular Unleaded	
Vehicle #2056	Maintenance Department	3191	170:28:44	26:40:41	26.68	14%	\$42.68	Ford F-250 Pickup	Regular Unleaded	
Vehicle #2057	Maintenance Department	8043	337:19:49	14:39:11	14.65	4%	\$23.44	Ford F-250 Pickup	Regular Unleaded	
Vehicle #2067	Maintenance Department	6850	318:23:00	24:38:24	24.64	7%	\$39.42	Ford F-150 Picup	Regular Unleaded	
Vehicle #2068	Maintenance Department	5969	282:09:35	59:55:58	59.93	18%	\$95.89	Ford E-250 Van	Regular Unleaded	
Vehicle #2071	Maintenance Department	3501	220:07:00	25:02:24	25.04	10%	\$40.06	Ford F-350 Pickup	Regular Unleaded	
Vehicle 2069	Shipping Drivers	7609	344:20:01	237:07:24	237.12	41%	\$379.40	Ford E450 Crew V6	Regular Unleaded	

Jefferson Parish Library

Date	
From	Jan 01, 2017
To	Dec 31, 2017
Days	365

Distance Unit	Miles
---------------	-------

2017 Average Unleaded Fuel Price	<b>\$1.85</b>
Total Idle Cost	\$1,727.39
Average Idle Cost	\$90.92

Above AVG Vehicles	7
Below AVG Vehicles	12

Information Provided by Fleet

Name	GroupName	Distance	Driving Duration	Idling Duration	Time Number	Idling Percentage	Cost	Vehicle	Fuel	Out of Service
Vehicle #2014	Shipping Drivers	8507	416:37:47	56:45:54	56.76	12%	\$105.02	Ford E450 Crew V6	Regular Unleaded	3/28/2019
Vehicle #2017	Maintenance Department	7349	354:05:33	43:06:07	43.10	11%	\$79.74	Ford F-250 Pickup	Regular Unleaded	
Vehicle #2018	Maintenance Department	5614	286:00:14	23:13:48	23.23	8%	\$42.98	Chevy Traverse	Regular Unleaded	
Vehicle #2019	old install Maintenance Department	3172	155:30:28	10:25:51	10.43	6%	\$19.30	Ford F-150 Picup	Regular Unleaded	
Vehicle #2020	old install Shipping Drivers	9104	310:55:00	41:13:45	41.23	12%	\$76.27	Ford E-150 Van	Regular Unleaded	
Vehicle #2021	old install Information Technology	1123	41:27:54	0:49:34	0.83	2%	\$1.53	Ford E-150 Van	Regular Unleaded	
Vehicle #2023	Maintenance Department	5874	296:11:33	191:38:11	191.64	39%	\$354.53	Ford F-250 Pickup	Regular Unleaded	
Vehicle #2024	FLEX Administration	1245	45:06:38	1:57:05	1.95	4%	\$3.61	Ford Van	Regular Unleaded	
Vehicle #2026	Maintenance Department	4770	238:24:21	7:39:26	7.66	3%	\$14.17	Ford F-250 Pickup	Regular Unleaded	
Vehicle #2027	Maintenance Department	4644	208:59:46	2:23:39	2.39	1%	\$4.43	Ford F-250 Pickup	Regular Unleaded	
Vehicle #2029	Maintenance Department	3380	194:24:14	28:16:15	28.27	13%	\$52.30	Ford F-150 Picup	Regular Unleaded	
Vehicle #2047	Maintenance Department	5371	282:07:02	36:15:40	36.26	11%	\$67.08	Ford F-250 Pickup	Regular Unleaded	
Vehicle #2055	Maintenance Department	6955	311:35:36	56:41:45	56.70	15%	\$104.89	Ford F-250 Pickup	Regular Unleaded	
Vehicle #2056	Maintenance Department	4740	236:36:46	53:41:18	53.69	18%	\$99.32	Ford F-250 Pickup	Regular Unleaded	
Vehicle #2057	Maintenance Department	7701	325:27:03	19:40:21	19.67	6%	\$36.39	Ford F-250 Pickup	Regular Unleaded	
Vehicle #2067	Maintenance Department	9700	469:26:11	41:11:00	41.18	8%	\$76.19	Ford F-150 Picup	Regular Unleaded	
Vehicle #2068	Maintenance Department	6607	303:15:46	111:02:22	111.04	27%	\$205.42	Ford E-250 Van	Regular Unleaded	
Vehicle #2071	Maintenance Department	5833	365:06:33	64:28:08	64.47	15%	\$119.27	Ford F-350 Pickup	Regular Unleaded	
Vehicle 2069	Shipping Drivers	8495	438:47:20	143:13:27	143.22	25%	\$264.96	Ford E450 Crew V6	Regular Unleaded	

Jefferson Parish Library

Date	
From	Jan 01, 2018
To	Dec 31, 2018
Days	365

Distance Unit	Miles

2018 Average Unleaded Fuel Price	\$2.11
Total Idle Cost	\$2,407.90
Average Idle Cost	\$72.97

Above AVG Vehicles	12
Below AVG Vehicles	21

Information Provided by Fleet

Name	GroupName	Distance	Driving Duration	Idling Duration	Time Number	Idling Percentage	Cost	Vehicle	Fuel	Out of Service
Vehicle #2014	Shipping Drivers	10995	563:15:24	106:09:47	106.16	16%	\$224.00	Ford E450 Crew V <sub>2</sub>	Regular Unleaded	3/28/2019
Vehicle #2017	Maintenance Department	12351	568:00:10	96:09:49	96.16	14%	\$202.91	Ford F-250 Pickup	Regular Unleaded	
Vehicle #2018	Maintenance Department	6957	341:54:14	27:25:27	27.42	7%	\$57.86	Chevy Traverse	Regular Unleaded	
Vehicle #2019	old install Maintenance Department	2181	102:51:50	13:51:59	13.87	12%	\$29.26	Ford F-150 Picup	Regular Unleaded	
Vehicle #2020	old install Shipping Drivers	11598	404:10:36	63:10:50	63.18	14%	\$133.31	Ford E-150 Van	Regular Unleaded	
Vehicle #2021	old install Information Technology	960	40:43:53	1:06:10	1.10	3%	\$2.33	Ford E-150 Van	Regular Unleaded	
Vehicle #2023	Maintenance Department	7012	357:40:28	168:07:40	168.13	32%	\$354.75	Ford F-250 Pickup	Regular Unleaded	
Vehicle #2024 FLEX	Administration	2469	98:53:10	4:14:37	4.24	4%	\$8.95	Ford Van	Regular Unleaded	
Vehicle #2026	Maintenance Department	4291	222:32:02	12:04:20	12.07	5%	\$25.47	Ford F-250 Pickup	Regular Unleaded	
Vehicle #2027	Maintenance Department	3099	143:12:23	4:56:15	4.94	3%	\$10.42	Ford F-250 Pickup	Regular Unleaded	
Vehicle #2029	Maintenance Department	8026	466:24:06	46:46:28	46.77	9%	\$98.69	Ford F-150 Picup	Regular Unleaded	
Vehicle #2047	Maintenance Department	6605	358:39:38	70:36:28	70.61	16%	\$148.98	Ford F-250 Pickup	Regular Unleaded	
Vehicle #2055	Maintenance Department	5117	230:57:07	43:48:49	43.81	16%	\$92.45	Ford F-250 Pickup	Regular Unleaded	
Vehicle #2056	Maintenance Department	7058	324:44:00	100:46:57	100.78	24%	\$212.65	Ford F-250 Pickup	Regular Unleaded	
Vehicle #2057	Maintenance Department	9549	402:13:47	46:58:16	46.97	10%	\$99.11	Ford F-250 Pickup	Regular Unleaded	
Vehicle #2067	Maintenance Department	10638	477:39:51	26:14:40	26.24	5%	\$55.38	Ford F-150 Picup	Regular Unleaded	
Vehicle #2068	Maintenance Department	7970	383:04:32	135:44:47	135.75	26%	\$286.42	Ford E-250 Van	Regular Unleaded	
Vehicle #2071	Maintenance Department	7342	424:55:05	81:51:57	81.87	16%	\$172.74	Ford F-350 Pickup	Regular Unleaded	
Vehicle #2072	Entire Organization	2012	103:42:37	7:53:05	7.88	7%	\$16.64	Ford F-350 Pickup	Regular Unleaded	
Vehicle 2017	Maintenance Department	147	6:24:58	0:49:08	0.82	11%	\$1.73	Ford F-250 Pickup	Regular Unleaded	
Vehicle 2019	Maintenance Department	264	14:06:08	2:00:49	2.01	12%	\$4.25	Ford F-150 Picup	Regular Unleaded	
Vehicle 2020	Shipping Drivers	582	20:46:17	1:00:36	1.01	5%	\$2.13	Ford E-150 Van	Regular Unleaded	
Vehicle 2023	Maintenance Department	205	10:41:02	5:04:23	5.07	32%	\$10.70	Ford F-250 Pickup	Regular Unleaded	
Vehicle 2024 FLEX	Administration	415	9:54:44	0:25:54	0.43	4%	\$0.91	Ford Van	Regular Unleaded	
Vehicle 2025 FLEX	Administration	529	15:45:19	2:15:09	2.25	13%	\$4.75	Ford Van	Regular Unleaded	
Vehicle 2029	Maintenance Department	179	8:16:52	0:36:32	0.61	7%	\$1.28	Ford F-150 Picup	Regular Unleaded	
Vehicle 2047	Maintenance Department	212	11:13:08	1:41:44	1.70	13%	\$3.58	Ford F-250 Pickup	Regular Unleaded	
Vehicle 2057	Maintenance Department	539	17:48:28	0:35:09	0.59	3%	\$1.24	Ford F-250 Pickup	Regular Unleaded	
Vehicle 2068	Maintenance Department	325	15:11:53	3:31:31	3.53	19%	\$7.44	Ford E-250 Van	Regular Unleaded	
Vehicle 2069	Shipping Drivers	4555	220:47:14	60:28:23	60.47	22%	\$127.60	Ford E450 Crew V <sub>2</sub>	Regular Unleaded	
Vehicle 2071	Maintenance Department	258	14:18:13	2:37:27	2.62	16%	\$5.54	Ford F-350 Pickup	Regular Unleaded	
Vehicle 2072	Maintenance Department	150	7:27:33	1:18:38	1.31	15%	\$2.77	Ford F-350 Pickup	Regular Unleaded	
Vehicle 2084	Shipping Drivers	127	4:44:03	0:47:19	0.79	14%	\$1.66	Ford F-450 Cube	Regular Unleaded	



Jefferson Parish PMZ-QOL

Date	
From	Jan 01, 2017
To	Dec 31, 2017
Days	365

Current Fuel Price	\$1.85
Total Idle Cost	\$58.24
Average Idle Cost	\$4.16

Above AVG Vehicle	5
Below AVG Vehicle	9

Distance Unit miles

Information Provided by Fleet

Name	GroupName	Distance	Driving Duration	Idling Duration	Time Number	Idling Percentage	Cost	Vehicle	Fuel	Out of Service
3505 A	West Bank	97	5:18:01	0:50:09	0.84	14%	\$1.55	Ford Ranger	Reglar Unleaded	
3507	West Bank	57	4:31:06	4:47:28	4.79	51%	\$8.86	Ford F-150 Pickup	Reglar Unleaded	
3509	West Bank	126	6:28:59	3:12:26	3.21	33%	\$5.93	Ford Ranger	Reglar Unleaded	
3510	East Bank	47	3:39:29	0:25:10	0.42	10%	\$0.78	Ford Ranger	Reglar Unleaded	
3512	East Bank	39	2:18:59	2:05:24	2.09	47%	\$3.87	Ford Ranger	Reglar Unleaded	
3513	West Bank	29	2:38:25	2:36:47	2.61	50%	\$4.83	Ford Ranger	Reglar Unleaded	
3515	East Bank	34	2:04:16	2:12:16	2.20	52%	\$4.08	Ford F-150 Pickup	Reglar Unleaded	
3516	East Bank	32	2:24:53	2:57:47	2.96	55%	\$5.48	Ford F-150 Pickup	Reglar Unleaded	
3566	East Bank	23	1:27:33	1:57:54	1.97	57%	\$3.64	Ford Ranger	Reglar Unleaded	
3570 Vacant	West Bank	68	4:24:30	5:57:04	5.95	57%	\$11.01	Ford Ranger	Reglar Unleaded	
3571	West Bank	101	6:10:25	1:54:45	1.91	24%	\$3.54	Ford Ranger	Reglar Unleaded	
3572 Vacant	West Bank	10	0:29:38	0:17:51	0.30	38%	\$0.55	Ford Ranger	Reglar Unleaded	
3573	West Bank	6	0:26:34	0:02:09	0.04	7%	\$0.07	Ford Ranger	Reglar Unleaded	
3576	East Bank	42	2:23:06	2:11:45	2.20	48%	\$4.06	Ford Ranger	Reglar Unleaded	

Jefferson Parish PMZ-QOL

Date	
From	Jan 01, 2018
To	Dec 31, 2018
Days	365

Current Fuel Price	\$2.11
Total Idle Cost	\$14,330.84
Average Idle Cost	\$623.08

Above AVG Vehicle	10
Below AVG Vehicle	13

Distance Unit miles

Information Provided by Fleet

Name	GroupName	Distance	Driving Duration	Idling Duration	Time Number	Idling Percentage	Cost	Vehicle	Fuel	Out of Service
3505	West Bank	9006	542:54:48	230:28:29	230.47	30%	\$486.30	Ford Ranger	Regular Unleaded	
3507	West Bank	5225	401:01:59	584:22:45	584.38	59%	\$1,233.04	Ford F-150 Pickup	Regular Unleaded	
3509	West Bank	10827	549:47:36	261:19:53	261.33	32%	\$551.41	Ford Ranger	Regular Unleaded	
3510	East Bank	6199	476:08:15	60:54:05	60.90	11%	\$128.50	Ford Ranger	Regular Unleaded	
3511	East Bank	6967	519:51:03	272:13:06	272.22	34%	\$574.38	Ford Ranger	Regular Unleaded	
3512	East Bank	8637	487:31:15	310:55:40	310.93	39%	\$656.06	Ford Ranger	Regular Unleaded	
3513	West Bank	6081	387:28:47	299:52:06	299.87	44%	\$632.72	Ford Ranger	Regular Unleaded	
3514	West Bank	6658	437:36:48	354:44:15	354.74	45%	\$748.50	Ford F-150 Pickup	Regular Unleaded	
3515	East Bank	6632	429:03:32	522:53:14	522.89	55%	\$1,103.29	Ford F-150 Pickup	Regular Unleaded	
3516	East Bank	7275	560:45:04	526:23:40	526.39	48%	\$1,110.69	Ford F-150 Pickup	Regular Unleaded	
3540	East Bank	3593	258:20:44	141:46:56	141.78	35%	\$299.16	Dodge Ram -1500	Regular Unleaded	
3565	Entire Organization	2500	148:59:55	173:08:40	173.14	54%	\$365.33	Ford Ranger	Regular Unleaded	
3566	East Bank	3478	211:20:42	232:39:24	232.66	52%	\$490.91	Ford Ranger	Regular Unleaded	
3567	East Bank	6102	495:06:50	392:47:39	392.79	44%	\$828.80	Ford Ranger	Regular Unleaded	
3568	West Bank	3995	251:32:39	162:46:15	162.77	39%	\$343.45	Ford Ranger	Regular Unleaded	
3569	East Bank	5077	400:58:16	266:11:06	266.19	40%	\$561.65	Ford Ranger	Regular Unleaded	
3570 Vacant	West Bank	5664	468:41:02	414:35:18	414.59	47%	\$874.78	Ford Ranger	Regular Unleaded	
3571	West Bank	6325	527:42:03	376:58:02	376.97	42%	\$795.40	Ford Ranger	Regular Unleaded	
3572 Vacant	West Bank	5101	341:18:07	210:26:39	210.44	38%	\$444.04	Ford Ranger	Regular Unleaded	
3573	West Bank	3493	195:34:24	80:47:38	80.79	29%	\$170.48	Ford Ranger	Regular Unleaded	
3574	West Bank	8644	508:13:42	273:19:38	273.33	35%	\$576.72	Ford Ranger	Regular Unleaded	
3575	West Bank	7257	413:45:32	282:59:49	283.00	41%	\$597.12	Ford Ranger	Regular Unleaded	
3576	East Bank	5843	349:59:05	359:17:42	359.30	51%	\$758.11	Ford Ranger	Regular Unleaded	

Jefferson Parish Public Works Department

Date	
From	Jan 01, 2016
To	Dec 31, 2016
Days	366

Distance Unit	Km
---------------	----

2016 Average Unleaded Fuel Price	<b>\$1.60</b>
Total Idle Cost	\$168.22
Average Idle Cost	\$42.05

Above AVG Vehicles	2
Below AVG Vehicles	2

Information Provided by Fleet

Name	GroupName	Distance	Driving Duration	Idling Duration	Idling Percentage	Cost	Vehicle	Fuel	Out of Service
4416	Entire Organization	3447	90:41:48	22:33:23	20%	\$36.09	Ford F-150 Pickup	Regular Unleaded	
8192	Entire Organization	975	28:43:22	26:27:19	48%	\$42.33	Ford F-350 Pickup	Regular Unleaded	
8367	Entire Organization	5857	154:04:55	34:21:50	18%	\$54.98	Ford F-350 Pickup	Regular Unleaded	
8371	Entire Organization	4379	129:14:08	21:45:35	14%	\$34.82	Ford F-350 Pickup	Regular Unleaded	

Jefferson Parish Public Works Department

Date	
From	Jan 01, 2017
To	Dec 31, 2017
Days	365

2017 Average Unleaded Fuel Price	\$1.85
Total Idle Cost	\$62.45
Average Idle Cost	\$15.61

Above AVG Vehicles	1
Below AVG Vehicles	3

Distance Unit	Km
---------------	----

Information Provided by Fleet

Name	GroupName	Distance	Driving Duration	Idling Duration	Time Number	Idling Percentage	Cost	Vehicle	Fuel	Out of Service
4416	Entire Organization	334	9:40:04	2:26:31	2.44	20%	\$4.52	Ford F-150 Pickup	Regular Unleaded	
8192	Entire Organization	0	0:02:47	1:18:15	1.30	97%	\$2.41	Ford F-350 Pickup	Regular Unleaded	
8367	Entire Organization	319	10:34:41	4:19:57	4.33	29%	\$8.02	Ford F-350 Pickup	Regular Unleaded	
8371	Entire Organization	2565	83:20:55	25:40:51	25.68	24%	\$47.51	Ford F-350 Pickup	Regular Unleaded	

Jefferson Parish Public Works Department

Date	
From	Jan 01, 2018
To	Dec 31, 2018
Days	365

2018 Average Unleaded Fuel Price	\$2.11
Total Idle Cost	\$111.10
Average Idle Cost	\$27.77

Distance Unit	Km
---------------	----

Above AVG Vehicles	1
Below AVG Vehicles	3

Information Provided by Fleet

Name	GroupName	Distance	Driving Duration	Idling Duration	Time Number	Idling Percentage	Cost	Vehicle	Fuel	Out of Service
4416	Entire Organization	5175	135:36:34	27:35:45	27.60	17%	\$58.23	Ford F-150 Pickup Regular Unleaded		
8192	Entire Organization	1547	42:49:17	12:32:11	12.54	23%	\$26.45	Ford F-350 Pickup Regular Unleaded		
8367	Entire Organization	2005	65:02:09	12:22:27	12.37	16%	\$26.11	Ford F-350 Pickup Regular Unleaded		
8371	Entire Organization	1	0:05:07	0:08:43	0.15	63%	\$0.31	Ford F-350 Pickup Regular Unleaded		

# Idle Cost Previous 365.999988425901 Days Report

## Jefferson Parish Sewerage Dept

Date	
From	Jan 01, 2016
To	Dec 31, 2016
Days	366

2016 Average Unleaded Fuel Price	\$1.60
Total Idle Cost	\$24,573.79
Average Idle Cost	\$945.15

Above AVG Vehicles	13
Below AVG Vehicles	13

Distance Unit	Km
---------------	----

Information provided by Fleet

Name	Vehicle	GroupName	Distance	Driving Duration	Idling Duration	Time Number	ling Percenta	Cost	Vehicle	Fuel	Out of Service
7016	Road Operator	WB Plants	804	19:29:07	26:55:10	26.92	58%	\$43.07	FORD F-150 PICKU	Regular Unleaded	
7025	WB L/S Fuel Truck	West Bank Lift Stations	521	11:56:40	8:24:22	8.41	41%	\$13.45	FORD F-350 PICKU	Regular Unleaded	
7034	EB L/S Main. Superintendent	East Bank Lift Stations	341	11:20:23	24:25:37	24.43	68%	\$39.08	FORD F-350 PICKU	Regular Unleaded	
7061	Orange Route EB L/S	East Bank Lift Stations	17614	797:18:01	1105:33:16	1105.55	58%	\$1,768.89	FORD F-250 PICKU	Regular Unleaded	
7062	Red Route EB L/S	East Bank Lift Stations	18927	850:15:43	1271:07:21	1271.12	60%	\$2,033.80	FORD F-250 PICKU	Regular Unleaded	
7064	Blue Route EB L/S	East Bank Lift Stations	12570	565:19:09	1503:38:52	1503.65	73%	\$2,405.84	FORD F-250 PICKU	Regular Unleaded	
7065	Green Route EB L/S	East Bank Lift Stations	13057	712:55:05	535:48:55	535.82	43%	\$857.30	FORD F-250 PICKU	Regular Unleaded	
7069	Black Route EB L/S	East Bank Lift Stations	15233	639:43:39	1205:18:06	1205.30	65%	\$1,928.48	FORD F-250 PICKU	Regular Unleaded	
7154	BC Plant Operator's Truck	WB Plants	322	12:04:02	15:46:28	15.77	57%	\$25.24	FORD F-150 PICKU	Regular Unleaded	2/22/2019
7280	WB L/S Laborer Truck	West Bank Lift Stations	7117	259:36:35	538:16:26	538.27	67%	\$861.24	FORD F-250 PICKU	Regular Unleaded	3/21/2019
7469	WB L/S Laborer Truck	West Bank Lift Stations	5833	315:52:15	671:29:45	671.50	68%	\$1,074.39	FORD F-350 PICKU	Regular Unleaded	
7587	EB L/S Laborer Truck	East Bank Lift Stations	6551	307:33:22	615:49:17	615.82	67%	\$985.31	FORD F-250 PICKU	Regular Unleaded	
7626	EB	East Bank Lift Stations, W	221	7:24:49	2:31:22	2.52	25%	\$4.04	FORD F-250 PICKU	Regular Unleaded	
7679	BC Laborer's Truck	WB Plants	286	9:34:32	13:24:37	13.41	58%	\$21.46	FORD F-250 PICKU	Regular Unleaded	
7682	EB L/S Laborer Truck	East Bank Lift Stations	8379	346:28:19	646:42:56	646.72	65%	\$1,034.74	FORD F-250 PICKU	Regular Unleaded	
7726	EB L/S Superintendent II	Entire Organization	339	12:19:07	14:42:58	14.72	54%	\$23.55	FORD F-250 PICKU	Regular Unleaded	
7845	Lafitte Plants Mechanic's Tru	WB Plants	558	15:07:44	9:52:01	9.87	39%	\$15.79	FORD F-550	Regular Unleaded	
7882	WB L/S Route 1	West Bank Lift Stations	18309	626:56:57	1185:33:00	1185.55	65%	\$1,896.88	FORD F-250 PICKU	Regular Unleaded	
7883	WB L/S Route 2	West Bank Lift Stations	18347	564:50:17	883:05:00	883.08	61%	\$1,412.93	FORD F-250 PICKU	Regular Unleaded	
7885	WB L/S Route 3	West Bank Lift Stations	14509	520:54:17	1380:11:02	1380.18	73%	\$2,208.29	FORD F-250 PICKU	Regular Unleaded	
7886	WB L/S Route 4	West Bank Lift Stations	19569	773:32:46	1170:22:39	1170.38	60%	\$1,872.60	FORD F-250 PICKU	Regular Unleaded	
7887	WB L/S Route 5	West Bank Lift Stations	17244	637:07:30	905:33:27	905.56	59%	\$1,448.89	FORD F-250 PICKU	Regular Unleaded	
7922	WB L/S Mechanic Truck	West Bank Lift Stations	14292	412:40:24	754:21:56	754.37	65%	\$1,206.98	DODGE RAM-5500	Regular Unleaded	
7923	WB L/S Pump Mechnic	West Bank Lift Stations	111	2:45:08	2:42:08	2.70	50%	\$4.32	DODGE RAM-5500	Regular Unleaded	
7924	WB L/S Mechanic Truck	West Bank Lift Stations	6599	204:09:34	541:53:44	541.90	73%	\$867.03	DODGE RAM-5500	Regular Unleaded	
7925	WB L/S Mechanic Truck	West Bank Lift Stations	4804	153:37:13	325:06:35	325.11	68%	\$520.18	DODGE RAM-5500	Regular Unleaded	

Idle Cost Previous 364.999988425901 Days Report

Jefferson Parish Sewerage Dept

Date	
From	Jan 01, 2017
To	Dec 31, 2017
Days	365

2017 Average Unleaded Fuel Price	
	\$1.85
Total Idle Cost	\$43,089.62
Average Idle Cost	\$844.89

2017 Average Unleaded Fuel Price	
	\$1.95
Total Idle Cost	\$1,562.19
Average Idle Cost	\$520.73

2017 Total Idle Cost	
Total Idle Cost	\$44,651.81

Above AVG Vehicles	21
Below AVG Vehicles	30

Above AVG Vehicles	1
Below AVG Vehicles	2

Distance Unit	Km
---------------	----

Information provided by Fleet

Name	Vehicle	GroupName	Distance	Driving Duration	Idling Duration	Time Number	Idling Percentage	Cost	Vehicle	Fuel	Out of Service
7770	BC Mechanic's Truck	WB Plants	6186	185:29:19	515:28:23	515.47	74%	\$1,005.17	FORD F-550	Diesel	
7858	Marrero Plant Mechanic's Tru	WB Plants	14565	80:09:19	158:05:02	158.08	66%	\$308.26	FORD F-550	Diesel	
7866	E&WB L/S Vac-con Truck	East Bank Lift Stations	1459	51:19:13	127:34:03	127.57	71%	\$248.76	KENWORTH T470-	Diesel	
7016	Road Operator	WB Plants	17898	447:37:57	708:54:10	708.90	61%	\$1,311.47	FORD F-150 PICKL	Regular Unleaded	
7017	WB L/S Elect Van	West Bank Lift Stations	3521	97:02:39	167:57:11	167.95	63%	\$310.71	FORD E-350 VAN	Regular Unleaded	
7025	WB L/S Fuel Truck	West Bank Lift Stations	13551	317:33:46	265:54:27	265.91	46%	\$491.93	FORD F-350 PICKL	Regular Unleaded	
7034	EB L/S Main. Superintendent	East Bank Lift Stations	12577	377:38:24	458:02:51	458.05	55%	\$847.39	FORD F-350 PICKL	Regular Unleaded	
7040	Marrero Plant Operator's Tru	WB Plants	656	60:19:10	146:36:01	146.60	71%	\$271.21	FORD F-150 PICKL	Regular Unleaded	
7061	Orange Route EB L/S	East Bank Lift Stations	15944	713:51:07	904:39:36	904.66	56%	\$1,673.62	FORD F-250 PICKL	Regular Unleaded	
7062	Red Route EB L/S	East Bank Lift Stations	15716	699:17:39	1098:47:53	1098.80	61%	\$2,032.78	FORD F-250 PICKL	Regular Unleaded	
7064	Blue Route EB L/S	East Bank Lift Stations	14551	700:54:57	955:53:44	955.90	58%	\$1,768.41	FORD F-250 PICKL	Regular Unleaded	
7065	Green Route EB L/S	East Bank Lift Stations	11649	630:17:41	678:24:18	678.41	52%	\$1,255.05	FORD F-250 PICKL	Regular Unleaded	
7069	Black Route EB L/S	East Bank Lift Stations	15424	722:20:14	1202:26:46	1202.45	62%	\$2,224.53	FORD F-250 PICKL	Regular Unleaded	
7084	Plant Main Supt	Entire Organization	6040	143:39:16	67:06:12	67.10	32%	\$124.14	FORD F-250 PICKL	Regular Unleaded	
7085	Harvey Plant Mechanic's Tru	WB Plants	4671	162:31:36	142:22:32	142.38	47%	\$263.39	FORD F-550	Regular Unleaded	
7087	BC Belt Press Operator's Tru	WB Plants	7251	169:44:54	14:41:26	14.69	8%	\$27.18	FORD F-150 PICKL	Regular Unleaded	
7088	Marrero Plant Superintendent	WB Plants	7660	204:21:23	80:59:23	80.99	28%	\$149.83	FORD F-150 PICKL	Regular Unleaded	
7148	Harvey Belt Press Operator's	WB Plants	7828	251:49:50	236:07:53	236.13	48%	\$436.84	FORD F-150 PICKL	Regular Unleaded	
7154	BC Plant Operator's Truck	WB Plants	8480	231:43:19	312:32:45	312.55	57%	\$578.21	FORD F-150 PICK	Regular Unleaded	2/22/2019
7222	E/B L/S Elect.Van	East Bank Lift Stations	1289	43:05:09	99:07:20	99.12	70%	\$183.38	DODGE VAN	Regular Unleaded	
7268	EB L/S Mechanic	East Bank Lift Stations	10350	384:41:52	749:23:39	749.39	66%	\$1,386.38	FORD F-550	Regular Unleaded	
7269	EB L/S Mechanic	East Bank Lift Stations	2438	88:04:01	126:13:35	126.23	59%	\$233.52	FORD F-550	Regular Unleaded	
7273	EB L/S Mechanic	East Bank Lift Stations	11701	423:58:29	897:04:10	897.07	68%	\$1,659.58	FORD F-550	Regular Unleaded	
7278	EB L/S Mechanic	East Bank Lift Stations	4061	169:23:56	506:49:18	506.82	75%	\$937.62	FORD F-550	Regular Unleaded	
7280	WB L/S Laborer Truck	West Bank Lift Stations	8923	347:40:43	660:36:02	660.60	66%	\$1,222.11	FORD F-250 PICK	Regular Unleaded	3/21/2019
7365	Plant Electrician's Truck	Entire Organization	2634	78:56:39	52:19:20	52.32	40%	\$96.80	#N/A	Regular Unleaded	
7372	WB L/S Foreman	West Bank Lift Stations	19	0:54:27	1:27:19	1.46	62%	\$2.69	DODGE RAM 2500	Regular Unleaded	
7469	WB L/S Laborer Truck	West Bank Lift Stations	9070	309:35:30	782:23:08	782.39	72%	\$1,447.41	FORD F-350 PICKL	Regular Unleaded	
7493	EB L/S Elect.Van	East Bank Lift Stations	3096	105:40:34	257:58:01	257.97	71%	\$477.24	FORD E-350 VAN	Regular Unleaded	
7537	Marrero Plant Belt Press Truc	Entire Organization	875	42:35:11	234:40:21	234.67	85%	\$434.14	FORD F-250 PICKL	Regular Unleaded	
7587	EB L/S Laborer Truck	East Bank Lift Stations	7925	350:24:27	684:11:43	684.20	66%	\$1,265.76	FORD F-250 PICKL	Regular Unleaded	
7626	EB	East Bank Lift Stations, W	4442	127:01:46	60:49:38	60.83	32%	\$112.53	FORD F-250 PICKL	Regular Unleaded	
7634	WB L/S Elect Van	West Bank Lift Stations	3553	99:42:02	185:09:11	185.15	65%	\$342.53	FORD E-350 VAN	Regular Unleaded	
7665	WB L/S Welder Truck	West Bank Lift Stations	1266	37:09:10	58:17:36	58.29	61%	\$107.84	FORD F-450	Regular Unleaded	
7668	Marrero Plant Welder's Truck	WB Plants	1970	97:44:10	101:34:50	101.58	51%	\$187.92	FORD F-450 UTIL	Regular Unleaded	4/26/2019
7679	BC Laborer's Truck	WB Plants	12769	324:14:29	530:12:51	530.21	62%	\$980.90	FORD F-250 PICKL	Regular Unleaded	
7680	Marrero Plant Laborer's Tru	WB Plants	320	35:08:58	124:38:53	124.65	78%	\$230.60	FORD F-250 PICKL	Regular Unleaded	
7682	EB L/S Laborer Truck	East Bank Lift Stations	4138	189:55:05	393:21:42	393.36	67%	\$727.72	FORD F-250 PICKL	Regular Unleaded	
7701	WB L/S Elect Van	West Bank Lift Stations	5237	151:03:18	220:27:53	220.46	59%	\$407.86	FORD E350 VAN	Regular Unleaded	
7718	Harvey Plant Laborer's Truck	WB Plants	2472	111:12:27	178:47:14	178.79	62%	\$330.76	FORD F-150 PICKL	Regular Unleaded	
7726	EB L/S Superintendent II	Entire Organization	12028	397:43:02	246:40:42	246.68	38%	\$456.35	#N/A	Regular Unleaded	
7772	EB L/S Foreman	East Bank Lift Stations	1471	64:13:14	137:52:36	137.88	68%	\$255.07	#N/A	Regular Unleaded	
7773	Harvey Plant Operator's Tru	Entire Organization	2699	110:38:08	183:46:31	183.78	62%	\$339.98	FORD F-150 PICK	Regular Unleaded	5/9/2019
7845	Lafitte Plants Mechanic's Tru	WB Plants	20744	529:36:08	434:46:50	434.78	45%	\$804.34	FORD F-550	Regular Unleaded	
7876	Harvey Plant Supt.	WB Plants	7044	203:27:24	50:22:12	50.37	20%	\$93.18	FORD F-150 PICKL	Regular Unleaded	
7882	WB L/S Route 1	West Bank Lift Stations	17153	535:15:39	1143:09:48	1143.16	68%	\$2,114.85	FORD F-250 PICKL	Regular Unleaded	
7883	WB L/S Route 2	West Bank Lift Stations	18905	585:36:41	1195:12:03	1195.20	67%	\$2,211.12	FORD F-250 PICKL	Regular Unleaded	
7885	WB L/S Route 3	West Bank Lift Stations	15849	633:14:34	1252:01:51	1252.03	66%	\$2,316.26	FORD F-250 PICKL	Regular Unleaded	
7886	WB L/S Route 4	West Bank Lift Stations	8501	334:44:53	501:03:09	501.05	60%	\$926.95	FORD F-250 PICKL	Regular Unleaded	

# Idle Cost Previous 364.999988425901 Days Report

## Jefferson Parish Sewerage Dept

Date	
From	Jan 01, 2017
To	Dec 31, 2017
Days	365

2017 Average Unleaded Fuel Price	\$1.85
Total Idle Cost	\$43,089.62
Average Idle Cost	\$844.89

2017 Average Unleaded Fuel Price	\$1.95
Total Idle Cost	\$1,562.19
Average Idle Cost	\$520.73

2017 Total Idle Cost	
Total Idle Cost	\$44,651.81

Distance Unit	Km
---------------	----

Above AVG Vehicles	21
Below AVG Vehicles	30

Above AVG Vehicles	1
Below AVG Vehicles	2

Information provided by Fleet

Name	Vehicle	GroupName	Distance	Driving Duration	Idling Duration	Time Number	Idling Percentage	Cost	Vehicle	Fuel	Out of Service
7887	WB L/S Route 5	West Bank Lift Stations	18227	672:11:13	1049:40:13	1049.67	61%	\$1,941.89	FORD F-250 PICKL	Regular Unleaded	
7922	WB L/S Mechanic Truck	West Bank Lift Stations	16497	470:24:31	1096:52:03	1096.87	70%	\$2,029.20	DODGE RAM-550C	Regular Unleaded	
7923	WB L/S Pump Mechnic	West Bank Lift Stations	4931	120:19:30	116:35:55	116.60	49%	\$215.71	DODGE RAM-550C	Regular Unleaded	
7924	WB L/S Mechanic Truck	West Bank Lift Stations	13693	407:47:23	1313:43:31	1313.73	76%	\$2,430.39	DODGE RAM-550C	Regular Unleaded	
7925	WB L/S Mechanic Truck	West Bank Lift Stations	3771	112:41:09	222:52:56	222.88	66%	\$412.33	DODGE RAM-550C	Regular Unleaded	



# Idle Cost Previous 364.999988425901 Days Report

## Jefferson Parish Sewerage Dept

Date	
From	Jan 01, 2018
To	Dec 31, 2018
Days	365

Distance Unit	Km
---------------	----

2018 Average Unleaded Fuel Price	\$2.11
Total Idle Cost	\$66,873.18
Average Idle Cost	\$1,096.28

Above AVG Vehicles	23
Below AVG Vehicles	27

2018 Average Diesel Fuel Price	\$2.39
Total Idle Cost	\$3,708.71
Average Idle Cost	\$927.18

Above AVG Vehicles	3
Below AVG Vehicles	1

2018 Total Idle Cost	
Total Idle Cost	\$70,581.88

Information Provided by Fleet

Name	Vehicle	GroupName	Distance	Driving Duration	Idling Duration	Time Number	Idling Percentage	Cost	Vehicle	Fuel	Out of Service?
7637	EB L/S Welder Truck	East Bank Lift Stations	208	10:40:32	3:02:45	3.05	22%	\$7.28	FORD F-450	Diesel	
7770	BC Mechanic's Truck	WB Plants	1842	86:52:15	426:07:40	426.13	83%	\$1,018.45	FORD F-550	Diesel	
7858	Marrero Plant Mechanic's Tru	WB Plants	7244	312:43:16	673:09:27	673.16	68%	\$1,608.85	FORD F-550	Diesel	
7866	E&WB L/S Vac-con Truck	East Bank Lift Stations	6578	217:36:00	449:25:44	449.43	67%	\$1,074.14	KENWORTH T470-	Diesel	
7016	Road Operator	WB Plants	18522	451:48:51	1014:40:17	1014.67	69%	\$2,140.96	FORD F-150 PICKU	Regular Unleaded	
7017	WB L/S Elect Van	West Bank Lift Stations	6413	183:03:44	376:24:34	376.41	67%	\$794.22	FORD E-350 VAN	Regular Unleaded	
7025	WB L/S Fuel Truck	West Bank Lift Stations	9806	246:42:32	358:47:06	358.79	59%	\$757.04	FORD F-350 PICKU	Regular Unleaded	
7032	WB L/S Carpenter	West Bank Lift Stations	771	22:23:32	30:05:22	30.09	57%	\$63.49	FORD F-350 PICKU	Regular Unleaded	
7034	EB L/S Main. Superintendent	East Bank Lift Stations	11446	329:34:24	219:04:22	219.07	40%	\$462.24	FORD F-350 PICKU	Regular Unleaded	
7040	Marrero Plant Operator's Tru	WB Plants	2369	231:07:05	484:22:04	484.37	68%	\$1,022.02	FORD F-150 PICKU	Regular Unleaded	
7061	Orange Route EB L/S	East Bank Lift Stations	13705	632:48:34	1289:01:43	1289.03	67%	\$2,719.85	FORD F-250 PICKU	Regular Unleaded	
7062	Red Route EB L/S	East Bank Lift Stations	7192	311:54:59	580:55:35	580.93	65%	\$1,225.75	FORD F-250 PICKU	Regular Unleaded	
7064	Blue Route EB L/S	East Bank Lift Stations	17347	841:29:10	854:42:48	854.71	50%	\$1,803.45	FORD F-250 PICKU	Regular Unleaded	
7065	Green Route EB L/S	East Bank Lift Stations	11188	579:54:51	772:27:21	772.46	57%	\$1,629.88	FORD F-250 PICKU	Regular Unleaded	
7069	Black Route EB L/S	East Bank Lift Stations	12115	593:11:20	866:09:02	866.15	59%	\$1,827.58	FORD F-250 PICKU	Regular Unleaded	
7085	Harvey Plant Mechanic's Truc	WB Plants	14787	504:36:25	517:41:14	517.69	51%	\$1,092.32	FORD F-550	Regular Unleaded	
7087	BC Belt Press Operator's Truc	WB Plants	3158	98:52:05	145:05:05	145.08	59%	\$306.13	FORD F-150 PICKU	Regular Unleaded	
7088	Marrero Plant Superintendent	WB Plants	19994	524:25:04	183:06:21	183.11	26%	\$386.35	FORD F-150 PICKU	Regular Unleaded	
7148	Harvey Belt Press Operator's	WB Plants	4079	156:36:03	247:37:53	247.63	61%	\$522.50	FORD F-150 PICKU	Regular Unleaded	
7154	BC Plant Operator's Truck	WB Plants	796	27:25:21	48:10:56	48.18	64%	\$101.66	FORD F-150 PICKU	Regular Unleaded	
7222	E/B L/S Elect.Van	East Bank Lift Stations	9373	334:53:03	653:42:28	653.71	66%	\$1,379.32	DODGE VAN	Regular Unleaded	
7268	EB L/S Mechanic	East Bank Lift Stations	9346	381:17:39	777:47:58	777.80	67%	\$1,641.16	FORD F-550	Regular Unleaded	
7269	EB L/S Mechanic	East Bank Lift Stations	13573	466:03:47	794:49:21	794.82	63%	\$1,677.08	FORD F-550	Regular Unleaded	
7273	EB L/S Mechanic	East Bank Lift Stations	2638	108:49:37	266:07:15	266.12	71%	\$561.51	FORD F-550	Regular Unleaded	
7278	EB L/S Mechanic	East Bank Lift Stations	10170	403:29:31	1093:14:41	1093.24	73%	\$2,306.75	FORD F-550	Regular Unleaded	
7280	WB L/S Laborer Truck	West Bank Lift Stations	7401	330:38:49	520:06:05	520.10	61%	\$1,097.41	FORD F-250 PICKU	Regular Unleaded	
7365	Plant Electrician's Truck	Entire Organization	0	0:04:35	0:00:00	0.00	0%	\$0.00	#N/A	Regular Unleaded	
7372	WB L/S Foreman	West Bank Lift Stations	8117	271:21:15	400:31:59	400.53	60%	\$845.12	DODGE RAM 2500	Regular Unleaded	
7469	WB L/S Laborer Truck	West Bank Lift Stations	5385	179:00:46	435:54:33	435.91	71%	\$919.77	FORD F-350 PICKU	Regular Unleaded	
7493	EB L/S Elect.Van	East Bank Lift Stations	11361	412:17:08	792:12:01	792.20	66%	\$1,671.54	FORD E-350 VAN	Regular Unleaded	
7537	Marrero Plant Belt Press Truc	Entire Organization	2499	121:16:00	673:38:23	673.64	85%	\$1,421.38	FORD F-250 PICKU	Regular Unleaded	
7586	EB Fuel Truck	East Bank Lift Stations	736	23:55:00	15:32:29	15.54	39%	\$32.79	FORD F-250 PICKU	Regular Unleaded	
7587	EB L/S Laborer Truck	East Bank Lift Stations	5380	248:00:57	534:55:03	534.92	68%	\$1,128.68	FORD F-250 PICKU	Regular Unleaded	
7626	EB	East Bank Lift Stations, W	4505	124:45:43	48:51:43	48.86	28%	\$103.10	FORD F-250 PICKU	Regular Unleaded	
7634	WB L/S Elect Van	West Bank Lift Stations	17652	477:34:08	916:29:23	916.49	66%	\$1,933.79	FORD E-350 VAN	Regular Unleaded	
7665	WB L/S Welder Truck	West Bank Lift Stations	3816	113:26:24	251:22:21	251.37	69%	\$530.40	FORD F-450	Regular Unleaded	
7668	Marrero Plant Welder's Truck	WB Plants	4543	211:20:57	225:57:27	225.96	52%	\$476.77	FORD F-450 UTILIT	Regular Unleaded	
7679	BC Laborer's Truck	WB Plants	4589	112:01:00	230:23:46	230.40	67%	\$486.14	FORD F-250 PICKU	Regular Unleaded	

7680	Marrero Plant Laborer's Truck	WB Plants	1953	129:50:53	388:12:57	388.22	75%	\$819.14	FORD F-250 PICKU Regular Unleaded
7682	EB L/S Laborer Truck	East Bank Lift Stations	4094	162:53:31	294:07:00	294.12	64%	\$620.59	FORD F-250 PICKU Regular Unleaded
7701	WB L/S Elect Van	West Bank Lift Stations	19759	579:56:27	961:20:32	961.34	62%	\$2,028.43	FORD E350 VAN Regular Unleaded
7710	EB L/S Elect. Van	East Bank Lift Stations	13111	460:01:39	1113:43:52	1113.73	71%	\$2,349.97	FORD E-350 VAN Regular Unleaded
7718	Harvey Plant Laborer's Truck	WB Plants	3127	181:30:22	846:33:53	846.56	82%	\$1,786.25	FORD F-150 PICKU Regular Unleaded
7726	EB L/S Superintendent II	Entire Organization	2504	82:38:07	59:45:52	59.76	42%	\$126.10	#N/A Regular Unleaded
7772	EB L/S Foreman	East Bank Lift Stations	11252	402:36:47	546:43:14	546.72	58%	\$1,153.58	#N/A Regular Unleaded
7773	Harvey Plant Operator's Truck	Entire Organization	2009	133:49:55	349:36:28	349.61	72%	\$737.67	FORD F-150 PICKU Regular Unleaded
7845	Lafitte Plants Mechanic's Truck	WB Plants	13831	411:31:46	843:57:50	843.96	67%	\$1,780.76	FORD F-550 Regular Unleaded
7846	Sewerage WWTP General Supervisor	WB Plants	5188	168:30:50	262:58:19	262.97	61%	\$554.87	FORD EXPLORER Regular Unleaded
7876	Harvey Plant Supt.	WB Plants	11496	334:30:06	141:38:35	141.64	30%	\$298.87	FORD F-150 PICKU Regular Unleaded
7882	WB L/S Route 1	West Bank Lift Stations	3468	136:22:15	252:12:44	252.21	65%	\$532.17	FORD F-250 PICKU Regular Unleaded
7882	WB L/S Route 1	West Bank Lift Stations	15065	481:33:04	952:37:27	952.62	66%	\$2,010.04	FORD F-250 PICKU Regular Unleaded
7883	WB L/S Route 2	West Bank Lift Stations	5409	164:54:39	243:28:42	243.48	60%	\$513.74	FORD F-250 PICKU Regular Unleaded
7883	WB L/S Route 2	West Bank Lift Stations	14146	422:09:46	791:44:09	791.74	65%	\$1,670.56	FORD F-250 PICKU Regular Unleaded
7885	WB L/S Route 3	West Bank Lift Stations	13647	595:09:07	745:57:30	745.96	56%	\$1,573.97	FORD F-250 PICKU Regular Unleaded
7885	WB L/S Route 3	West Bank Lift Stations	4419	200:46:59	198:17:29	198.29	50%	\$418.39	FORD F-250 PICKU Regular Unleaded
7886	WB L/S Route 4	West Bank Lift Stations	177	7:05:10	6:20:31	6.34	47%	\$13.38	FORD F-250 PICKU Regular Unleaded
7886	WB L/S Route 4	West Bank Lift Stations	13264	523:59:21	779:25:03	779.42	60%	\$1,644.57	FORD F-250 PICKU Regular Unleaded
7887	WB L/S Route 5	West Bank Lift Stations	4829	168:53:54	220:50:33	220.84	57%	\$465.98	FORD F-250 PICKU Regular Unleaded
7887	WB L/S Route 5	West Bank Lift Stations	14263	477:28:15	927:50:59	927.85	66%	\$1,957.76	FORD F-250 PICKU Regular Unleaded
7922	WB L/S Mechanic Truck	West Bank Lift Stations	11812	344:57:16	955:29:03	955.48	73%	\$2,016.07	DODGE RAM-550C Regular Unleaded
7923	WB L/S Pump Mechnic	West Bank Lift Stations	13212	365:58:14	591:10:49	591.18	62%	\$1,247.39	DODGE RAM-550C Regular Unleaded
7924	WB L/S Mechanic Truck	West Bank Lift Stations	13122	391:27:11	1237:06:17	1237.10	76%	\$2,610.29	DODGE RAM-550C Regular Unleaded
7925	WB L/S Mechanic Truck	West Bank Lift Stations	15931	468:44:35	1088:36:52	1088.61	70%	\$2,296.98	DODGE RAM-550C Regular Unleaded
7938	WB Laborer Truck	West Bank Lift Stations	2324	85:44:03	144:37:09	144.62	63%	\$305.15	DODGE RAM 2500 Regular Unleaded
7939	WB Laborer Truck	West Bank Lift Stations	2337	87:45:31	129:04:26	129.07	60%	\$272.35	DODGE RAM 2500 Regular Unleaded

Idle Cost Previous 365.999988425901 Days Report

JP Streets & Parkways

Date	
From	Jan 01, 2016
To	Dec 31, 2016
Days	366

2016 Average Unleaded Fuel Price	\$1.60
Total Idle Cost	\$17,880.97
Average Idle Cost	\$436.12

2016 Average Diesel Fuel Price	\$1.62
Total Idle Cost	\$14,581.28
Average Idle Cost	\$310.24

2016 Total Idle Cost	
Total Idle Cost	\$32,462.25

Distance Unit	Miles
---------------	-------

Above AVG Vehicles	22
Below AVG Vehicles	19

Above AVG Vehicles	16
Below AVG Vehicles	31

Information Provided from Fleet

Vehicle Num	Vehicle	GroupName	Distance	Driving Duration	Idling Duration	Time Number	Idling Percentag	Cost	Vehicle	Fuel	Out of Service
4328	F-350 BARRICADE	Streets Westbank - Repor	5016	291:32:06	149:39:51	149.66	34%	\$242.46	FORD F-350 STAKEBO	Diesel	1/22/2019
4175	EXPLORER - NEEDS TO BE CH	Streets Westbank - Repor	1710	86:53:58	94:49:02	94.82	52%	\$153.60	FORD EXPLORER XL	Diesel	11/16/2018
4371	10YD DUMP - BAD PORT - TE	STREETS EASTBANK	229	14:22:43	20:57:40	20.96	59%	\$33.96	IH 4900 10YD DUMP	Diesel	1/7/2019
9268		Parkways Westbank - Rep	385	42:40:47	18:04:10	18.07	30%	\$29.27	VOLVO WX64 FLUSHEF	Diesel	5/29/2019
9316	SWEeper -	Parkways Westbank - Rep	1700	250:10:59	63:37:09	63.62	20%	\$103.06	ELGIN EAGLE SWEeper	Diesel	5/24/2019
4200	2YD DUMP -	E Streets Eastbank - Report	5812	425:31:53	337:31:41	337.53	44%	\$546.80		Diesel	
4220	CEMENT TRUCK -	Streets Westbank - Repor	4102	245:04:40	220:58:45	220.98	47%	\$357.99	PETERBULT CEMENT T	Diesel	
4251	10YD DUMP -	Westbank - Repor	1193	64:14:30	82:05:40	82.09	56%	\$132.99	INT 7400 10YD DUMP	Diesel	
4264	TRACTOR 6X4	O Streets Westbank - Repor	1322	55:20:35	77:18:01	77.30	58%	\$125.23	INT TRUCK TRACTOR	Diesel	
4294	10YD DUMP -	Westbank - Repor	1352	65:05:18	55:02:20	55.04	46%	\$89.16	STERLING LT7500 TANI	Diesel	
4295	10YD DUMP -	Westbank - Repor	6409	350:41:17	309:05:55	309.10	47%	\$500.74	STERLING LT7500 TANI	Diesel	
4303	10YD DUMP -	Westbank - Repor	4279	268:04:09	130:06:56	130.12	33%	\$210.79	INT 7400 10YD DUMP	Diesel	
4315	2YD DUMP F450	Streets Westbank - Repor	5333	302:01:38	299:18:48	299.31	50%	\$484.89	FORD F-450	Diesel	
4323	2YD DUMP -	STREETS WESTBANK	141	7:22:59	18:49:57	18.83	72%	\$30.51	FORD F-450	Diesel	
4325	5YD DUMP -	WI Streets Westbank - Repor	7176	369:39:40	366:53:51	366.90	50%	\$594.37		Diesel	
4419	F-350 -	Streets Westbank - Repor	0	0:01:07	0:00:00	0.00	0%	\$0.00	FORD F-350 PICKUP	Diesel	
4440	CEMENT TRUCK -	Westbank - Repor	1534	90:43:57	137:46:28	137.77	60%	\$223.19	FREIGHTLIN CEMENT T	Diesel	
4441	12YD DUMP -	Westbank - Repor	1451	83:57:50	25:03:12	25.05	23%	\$40.59	FREIGHTLIN 4900 12YD	Diesel	
4446	5YD DUMP -	Westbank - Repor	5477	202:42:05	0:36:35	0.61	0%	\$0.99	FORD F-750 5YD DUMI	Diesel	
4450	F-350 FLATBED -	WESTBANK	5086	297:19:24	433:37:06	433.62	59%	\$702.46	FORD F-350-FLATBED	Diesel	
4455	STAKEBODY F-750 -	ETS WESTBANK	6774	355:21:09	196:11:06	196.19	36%	\$317.82	FORD F-750-TRASH	Diesel	
4470	5YD DUMP -	Westbank - Repor	1304	81:31:27	63:16:29	63.27	44%	\$102.51		Diesel	
4520	STAKEBODY -	Westbank - Repor	3602	169:57:20	0:32:33	0.54	0%	\$0.88	FORD F750 TRASH DUMI	Diesel	
4523	10 YD DUMP -	Westbank - Repor	3956	231:21:31	271:51:26	271.86	54%	\$440.41	FREIGHTLIN FL80 10YD	Diesel	
4538	YD DUMP-L CA	Eastbank - Report	4048	208:44:16	0:38:42	0.65	0%	\$1.04	FORD F-750 5YD DUMI	Diesel	
4540	10YD DUMP -	Streets Eastbank - Report	4042	249:53:18	144:57:03	144.95	37%	\$234.82	IH 7400 10YD DUMP	Diesel	
4585	5YD DUMP -	Westbank - Repor	3931	207:29:48	237:10:08	237.17	53%	\$384.21	STERLING ACTERRA 5 \	Diesel	
4591	2YD DUMP -	Westbank - Repor	1971	123:44:53	100:14:50	100.25	45%	\$162.40	FORD F-350 TOOL/2YD	Diesel	
4594	2YD DUMP -	Streets Westbank - Repor	4864	322:37:39	446:23:45	446.40	58%	\$723.16	FORD F-350 DUMP TR	Diesel	
4595	10YD DUMP -	Westbank - Repor	3636	191:32:58	185:00:27	185.01	49%	\$299.71	STERLING LT7500 TANI	Diesel	
4605	10YD DUMP -	Eastbank - Report	1669	95:46:13	76:01:52	76.03	44%	\$123.17	STERLING LT7500 TANI	Diesel	
4607	CEMENT TRUCK -	Eastbank - Report	1879	109:26:33	129:37:01	129.62	54%	\$209.98	STERLING LT7500	Diesel	
4636	6YD DUMP -	Streets Eastbank - Report	3536	203:20:03	154:23:13	154.39	43%	\$250.11	STERLING ACTERRA 6 \	Diesel	
4658	CUTAWAY VAN -	Streets Eastbank - Report	2042	176:09:04	189:06:00	189.10	52%	\$306.34	FORD E450 CREW VAN	Diesel	
4661	F-350 BARRICADE -	Streets Eastbank - Report	11768	692:30:43	393:29:14	393.49	36%	\$637.45	FORD F-350	Diesel	1/30/2019
4676	F-350 -	Streets Eastbank - Report	3556	252:55:32	504:10:12	504.17	67%	\$816.76	FORD F-350 DUMP TR	Diesel	
4677	FLATBED F-350 -	Streets Eastbank - Report	7407	521:52:01	793:04:50	793.08	60%	\$1,284.79	FORD F-350-FLATBED	Diesel	
4678	F-350 -	Streets Eastbank - Report	1183	108:05:52	77:45:34	77.76	42%	\$125.97	FORD F-350 DUMP TR	Diesel	
4682	5 YD DUMP -	EASTBANK	13126	645:01:08	246:59:48	247.00	28%	\$400.13	FORD F-750-TRASH	Diesel	
9000	VAC -	Streets Westbank - Repor	5462	328:58:45	852:07:48	852.13	72%	\$1,380.45	STERLING L8500 VACC	Diesel	
9001	5YD DUMP -	Westbank - Repor	3400	172:01:43	167:11:51	167.20	49%	\$270.86	STERLING ACTERRA 6 \	Diesel	
9920	TRASH -	Westbank - Rep	3782	219:59:05	105:41:28	105.69	32%	\$171.22	IH 4300 STAKE BODY	Diesel	
4215	VAC -	Streets Eastbank - Report	2422	210:43:00	578:44:19	578.74	73%	\$937.56	STERLING L8500 VACC	Diesel	
4229	TRUCK -	Streets Eastbank - Report	2526	88:02:33	56:40:03	56.67	39%	\$91.80	STERLING TRUCK TRAC	Diesel	
4584	- F-450/2YD -	Westbank - Repor	3023	132:23:47	23:27:42	23.46	15%	\$38.01	FORD F-450	Diesel	
4589	10YD DUMP -	Streets Westbank - Repor	3052	163:49:42	142:02:14	142.04	46%	\$230.10	STERLING LT7500 TANI	Diesel	
4606	TRASH TRUCK -	ETS EASTBANK	2274	118:15:37	22:34:43	22.58	16%	\$36.58	STERLING LT7500-TRA	Diesel	
Missing		Streets Westbank - Repor	1825	104:48:31	87:08:16	87.14	45%	\$139.42		Regular Unleaded	

# Idle Cost Previous 365.999988425901 Days Report

## JP Streets & Parkways

Date	
From	Jan 01, 2016
To	Dec 31, 2016
Days	366

2016 Average Unleaded Fuel Price	\$1.60
Total Idle Cost	\$17,880.97
Average Idle Cost	\$436.12

2016 Average Diesel Fuel Price	\$1.62
Total Idle Cost	\$14,581.28
Average Idle Cost	\$310.24

2016 Total Idle Cost	
Total Idle Cost	\$32,462.25

Distance Unit	Miles
---------------	-------

Above AVG Vehicles	22
Below AVG Vehicles	19

Above AVG Vehicles	16
Below AVG Vehicles	31

Information Provided from Fleet

Vehicle Num	Vehicle	GroupName	Distance	Driving Duration	Idling Duration	Time Number	ling Percenta	Cost	Vehicle	Fuel	Out of Service
Spare		Streets Eastbank - Report	1836	133:04:20	109:54:28	109.91	45%	\$175.85		Regular Unleaded	
Spare		STREETS EASTBANK	1263	70:05:26	125:39:41	125.66	64%	\$201.06		Regular Unleaded	
Spare		Parkways Westbank - Rep	7	0:23:03	0:00:48	0.01	3%	\$0.02		Regular Unleaded	
Spare		Streets Eastbank - Report	8655	429:59:46	179:31:50	179.53	29%	\$287.25		Regular Unleaded	
4140	FLATBED STAKE	Eastbank - Report	4952	346:49:09	215:33:08	215.55	38%	\$344.88	FORD F-350	Regular Unleaded	6/18/2019
4165	F-350	Streets Westbank - Repor	3068	189:25:10	333:21:44	333.36	64%	\$533.38	FORD F-350 DUMP TRI	Regular Unleaded	12/17/2018
4198	F-350	Streets Eastbank - Report	1070	44:59:15	15:43:11	15.72	26%	\$25.15	FORD F-350 WELDING	Regular Unleaded	
4210	F-150	Streets Admin - Report	10884	553:31:40	146:31:48	146.53	21%	\$234.45	FORD F-150 PICKUP	Regular Unleaded	
4274	F-550	Streets Westbank - Repor	4792	285:50:09	318:29:25	318.49	53%	\$509.58	FORD F-550-STAKEBOI	Regular Unleaded	7/1/2019
4420	F-150	Streets Admin - Exception	8024	327:48:35	47:57:06	47.95	13%	\$76.72	FORD F-150 PICKUP	Regular Unleaded	
4452	F-150	Streets Eastbank - Report	11915	598:08:20	357:25:55	357.43	37%	\$571.89	FORD F-150 PICKUP	Regular Unleaded	
4461	F-150	Streets Westbank - Repor	1644	102:44:05	202:06:02	202.10	66%	\$323.36	FORD F-150 PICKUP	Regular Unleaded	1/30/2019
4472	RAM 1500	ADMINISTRATIO	9000	384:46:02	60:21:46	60.36	14%	\$96.58	DODGE RAM-1500	Regular Unleaded	
4473		WESTBANK	13	0:01:51	0:00:00	0.00	0%	\$0.00	DODGE RAM-1500	Regular Unleaded	
4576	EXPLORER	Streets Westbank - Repor	4217	209:22:28	78:11:34	78.19	27%	\$125.11	FORD EXPLORER XLT	Regular Unleaded	
4632	EXPLORER	Streets Admin - Report	6535	387:38:16	164:17:21	164.29	30%	\$262.86	FORD EXPLORER	Regular Unleaded	
4655	F-150	Streets Eastbank - Report	7356	494:24:32	642:10:54	642.18	57%	\$1,027.49	FORD F-150 PICKUP	Regular Unleaded	
4674	F-150	Streets Eastbank - Report	5598	342:32:15	351:21:20	351.36	51%	\$562.17	FORD F-150 PICKUP	Regular Unleaded	
4675	F-350	Streets Eastbank - Report	6037	405:07:31	430:33:22	430.56	52%	\$688.89	FORD F-350 PICKUP	Regular Unleaded	
7399	F-150	Streets Admin - Report	4981	290:27:23	309:58:15	309.97	52%	\$495.95		Regular Unleaded	
4104	F-150	Streets Westbank - Repor	5913	295:11:36	337:33:24	337.56	53%	\$540.09	FORD F-150 PICKUP	Regular Unleaded	
4125	F-150	Streets Admin - Report	2559	115:20:13	126:12:08	126.20	52%	\$201.92	FORD F-150 PICKUP	Regular Unleaded	
4169	F-150	Streets Admin - Report	3191	163:13:55	89:02:54	89.05	35%	\$142.48	FORD F-150 PICKUP	Regular Unleaded	
4249	F-150	Streets Westbank - Repor	8397	435:18:58	403:56:25	403.94	48%	\$646.30	FORD F-150 PICKUP	Regular Unleaded	
4260	CUTAWAY VAN	Westbank - Repor	6991	421:12:55	386:14:57	386.25	48%	\$618.00	FORD E450SD CREW V	Regular Unleaded	7/3/2019
4329	F-150	Streets Admin - Report	3695	227:11:21	323:47:23	323.79	59%	\$518.06	FORD F-150 PICKUP	Regular Unleaded	
4401	F-150 - JOB	Streets Admin - Report	8942	473:32:45	277:26:51	277.45	37%	\$443.92	FORD F-150 PICKUP	Regular Unleaded	
4402	F-150	Admin - Report	6567	291:30:43	637:29:47	637.50	69%	\$1,019.99	FORD F-150 PICKUP	Regular Unleaded	
4408	F-150	Streets Westbank - Repor	11006	565:01:46	325:27:23	325.46	37%	\$520.73	FORD F-150 PICKUP	Regular Unleaded	
4421	F-150	Streets Admin - Report	14915	820:29:39	372:56:35	372.94	31%	\$596.71	FORD F-150 PICKUP	Regular Unleaded	
4422	F-150	Streets Admin - Report	8164	428:09:36	291:23:17	291.39	40%	\$466.22	FORD F-150 PICKUP	Regular Unleaded	
4439	F-350	Streets Westbank - Repor	7926	546:07:42	682:55:14	682.92	56%	\$1,092.67	FORD F-350 DUMP TRI	Regular Unleaded	
4463	F-250	Streets Westbank - Repor	3820	206:16:02	358:41:04	358.68	63%	\$573.90		Regular Unleaded	
4504	F-250	Streets Westbank - Repor	6523	392:36:59	589:23:47	589.40	60%	\$943.03		Regular Unleaded	
4570	F-150	Streets Westbank - Repor	5729	273:07:41	187:43:58	187.73	41%	\$300.37	FORD F-150 PICKUP	Regular Unleaded	
4657	F-150	Streets Admin - Report	14776	811:44:27	231:15:41	231.26	22%	\$370.02	FORD F-150 PICKUP	Regular Unleaded	
9594	F-350	Parkways Eastbank - Repc	6617	453:16:45	458:38:41	458.64	50%	\$733.83	FORD F-350	Regular Unleaded	
9651	EXPLORER	Westbank - Rep	11422	572:26:56	199:34:15	199.57	26%	\$319.31	FORD EXPLORER	Regular Unleaded	
9652	EXPLORER	Parkways Westbank - Exc	13523	629:06:02	400:44:48	400.75	39%	\$641.19	FORD EXPLORER	Regular Unleaded	
9913	EXPLORER	Parkways Eastbank - Repc	13582	736:35:31	318:49:48	318.83	30%	\$510.13	DODGE RAM 2500	Regular Unleaded	

# Idle Cost Previous 364.999988425901 Days Report

## JP Streets & Parkways

Date	
From	Jan 01, 2017
To	Dec 31, 2017
Days	365

2017 Average Unleaded Fuel Cost	\$1.85
Total Idle Cost	\$15,123.66
Average Idle Cost	\$397.99

2017 Average Diesel Fuel Cost	\$1.95
Total Idle Cost	\$20,251.52
Average Idle Cost	\$460.26

2017 Total Idle Cost	
Total Idle Cost	\$35,375.17

Distance Unleaded	Miles
-------------------	-------

Above AVG Vehicles	15
Below AVG Vehicles	23

Above AVG Vehicles	21
Below AVG Vehicles	23

Information Provided by Fleet

Vehicle #	Vehicle	GroupName	Distance	Driving Duration	Idling Duration	Time Number	Idling Percenta	Cost	Vehicle	Fuel	Out of Service
4175	EXPLORER - NEEDS TO BE	Streets Westbank - Repo	76	4:17:56	8:05:48	8.10	65%	\$15.79	FORD EXPLORER X	Diesel	11/16/2018
4200	2YD DUMP - MB	Streets Eastbank - Repor	1674	107:59:38	18:52:00	18.87	15%	\$36.79	#N/A	Diesel	
4220	CEMENT	Streets Westbank - Repo	1887	121:46:08	198:19:37	198.33	62%	\$386.74	PETERBUILT CEME	Diesel	
4264	TRACTOR 6X4 -	Streets Westbank - Repc	1375	55:30:55	62:13:49	62.23	53%	\$121.35	INT TRUCK TRACT	Diesel	
4294	- 10YD DUMP -	Westbank - Repo	1118	63:31:40	57:06:05	57.10	47%	\$111.35	STERLING LT7500	Diesel	
4295	- 10YD DUMP -	Westbank - Repc	4413	263:56:00	251:16:42	251.28	49%	\$489.99	STERLING LT7500	Diesel	
4303	- 10YD DUMP -	Westbank - Repo	2455	138:36:08	143:45:32	143.76	51%	\$280.33	INT 7400 10YD DU	Diesel	
4315	- 2YD DUMP F450	Streets Westbank - Repc	5566	330:36:48	342:52:01	342.87	51%	\$668.59	FORD F-450	Diesel	
4323	- 2YD DUMP -	WESTBANK	4117	276:44:10	251:01:12	251.02	48%	\$489.49	FORD F-450	Diesel	
4325	-5YD DUMP -	Westbank - Repo	5856	314:22:47	380:20:43	380.35	55%	\$741.67	FORD F-750 5YD L	Diesel	
4328	- F-350 BARRICADE -	Streets Westbank - Repo	9375	511:46:27	284:19:28	284.32	36%	\$554.43	FORD F-350 STAKI	Diesel	1/22/2019
4419	F-350 -	Streets Westbank - Repo	6729	409:23:58	327:02:43	327.05	44%	\$637.74	FORD F-350 PICKL	Diesel	
4440	CEMENT TRUCK -	Streets Westbank - Repo	3415	209:44:04	369:37:10	369.62	64%	\$720.76	FREIGHTLIN CEME	Diesel	
4441	- 12YD DUMP -	Streets Westbank - Repo	5135	322:27:41	379:01:25	379.02	54%	\$739.10	FREIGHTLIN 4900	Diesel	
4446	- 5YD DUMP -	Streets Westbank - Repo	3400	136:34:11	0:26:38	0.44	0%	\$0.87	FORD F-750 5YD L	Diesel	
4450	- F-350 FLATBED -	STREETS WESTBANK	5507	344:44:40	498:02:58	498.05	59%	\$971.20	FORD F-350-FLATI	Diesel	
4455	STAKEBODY F-750	WESTBANK	12248	584:42:19	438:51:42	438.86	43%	\$855.78	FORD F-750-TRAS	Diesel	
4470	- 5YD DUMP -	Westbank - Repc	1606	99:40:24	86:35:54	86.60	46%	\$168.87	FORD F-750 5YD L	Diesel	
4520	STAKEBODY -	Westbank - Repo	3289	148:52:20	0:26:34	0.44	0%	\$0.86	FORD F750 TRASH	Diesel	
4523	- 10 YD DUMP	Streets Westbank - Repo	1155	74:06:36	101:22:45	101.38	58%	\$197.69	FREIGHTLIN FL80	Diesel	
4538	-5YD DUMP-L	Eastbank - Repor	4314	250:50:30	163:35:56	163.60	39%	\$319.02	FORD F-750 5YD L	Diesel	
4540	- 10YD DUMP -	Streets Eastbank - Repor	4436	239:22:39	118:04:29	118.07	33%	\$230.25	IH 7400 10YD DUM	Diesel	
4585	- 5YD DUMP -	Westbank - Repo	4161	221:14:03	219:20:30	219.34	50%	\$427.72	STERLING ACTERR	Diesel	
4591	- 2YD DUMP -	Streets Westbank - Repc	3883	269:55:48	247:52:52	247.88	48%	\$483.37	FORD F-350 TOOL	Diesel	
4594	- 2YD DUMP -	Streets Westbank - Repc	2621	182:17:24	303:59:36	303.99	63%	\$592.79	FORD F-350 DUMI	Diesel	
4595	- 10YD DUMP -	Westbank - Repo	6214	353:39:31	305:38:24	305.64	46%	\$596.00	STERLING LT7500	Diesel	
4605	- 10YD DUMP -	Streets Eastbank - Repor	4327	296:59:10	200:25:27	200.42	40%	\$390.83	STERLING LT7500	Diesel	
4607	- CEMENT TRUCK	Eastbank - Repor	2744	158:26:47	262:19:24	262.32	62%	\$511.53	STERLING LT7500	Diesel	
4636	- 6YD DUMP	Streets Eastbank - Repor	5880	360:10:56	203:21:12	203.35	36%	\$396.54	STERLING ACTERR	Diesel	
4658	CUTAWAY VAN -	Eastbank - Repor	1985	158:50:45	81:43:57	81.73	34%	\$159.38	FORD E450 CREW	Diesel	
4661	- F-350 BARRICADE -	Streets Eastbank - Repor	12935	767:55:50	331:51:00	331.85	30%	\$647.11	FORD F-350	Diesel	1/30/2019
4676	F-350	Streets Eastbank - Repor	184	12:25:33	7:40:30	7.68	38%	\$14.97	FORD F-350 DUMI	Diesel	
4677	FLATBED F-350	Streets Eastbank - Repor	7415	535:48:22	729:41:45	729.70	58%	\$1,422.91	FORD F-350-FLATI	Diesel	
4678	- F-350 -	Streets Eastbank - Repor	4634	375:11:36	356:05:13	356.09	49%	\$694.37	FORD F-350 DUMI	Diesel	
4682	- 5 YD DUMP -	EASTBANK	10718	561:32:35	230:00:30	230.01	29%	\$448.52	FORD F-750-TRAS	Diesel	

# Idle Cost Previous 364.999988425901 Days Report

## JP Streets & Parkways

Date	
From	Jan 01, 2017
To	Dec 31, 2017
Days	365

2017 Average Unleaded Fuel Cost	<b>\$1.85</b>
Total Idle Cost	\$15,123.66
Average Idle Cost	\$397.99

2017 Average Diesel Fuel Cost	<b>\$1.95</b>
Total Idle Cost	\$20,251.52
Average Idle Cost	\$460.26

2017 Total Idle Cost	
Total Idle Cost	\$35,375.17

Distance Unleaded	Miles
-------------------	-------

Above AVG Vehicles	15
Below AVG Vehicles	23

Above AVG Vehicles	21
Below AVG Vehicles	23

Information Provided by Fleet

Vehicle #	Vehicle	GroupName	Distance	Driving Duration	Idling Duration	Time Number	Idle Percentage	Cost	Vehicle	Fuel	Out of Service
9000	VAC	Streets Westbank - Repo	4510	280:53:32	660:32:59	660.55	70%	\$1,288.07	STERLING L8500 V	Diesel	
9001	- 5YD DUMP -	Westbank - Repo	1867	118:58:28	158:14:46	158.25	57%	\$308.58	STERLING ACTERR	Diesel	
9920	TRASH TRUCK -	Parkways Westbank - Re	2976	192:36:22	64:40:18	64.67	25%	\$126.11	IH 4300 STAKE BO	Diesel	
4215	VAC -	Streets Eastbank - Repor	3248	287:33:06	833:56:12	833.94	74%	\$1,626.18	STERLING L8500 V	Diesel	
4229	TRUCK TRACTOR -	Streets Eastbank - Repor	1547	46:21:53	28:21:34	28.36	38%	\$55.30	STERLING TRUCK	Diesel	
4584	F-450/2YD -	Streets Westbank - Repo	5018	332:27:58	251:27:38	251.46	43%	\$490.35	FORD F-450	Diesel	
4589	- 10YD DUMP -	Westbank - Repo	4220	296:47:55	274:12:48	274.21	48%	\$534.72	STERLING LT7500	Diesel	
4606	TRASH TRUCK -	STREETS EASTBANK	5700	278:59:43	62:18:10	62.30	18%	\$121.49	STERLING LT7500-	Diesel	
9316	SWEEPER -	Westbank - Re	2747	390:02:01	90:17:39	90.29	19%	\$176.07	ELGIN EAGLE SWE	Diesel	5/24/2019
Spare		Streets Eastbank - Repor	2156	144:01:50	147:28:41	147.48	51%	\$272.83	#N/A	Regular Unleaded	
Spare		Parkways Westbank - Re	2077	123:13:19	61:19:48	61.33	33%	\$113.46	#N/A	Regular Unleaded	
Spare		Streets Eastbank - Repor	117	5:01:31	0:09:57	0.17	3%	\$0.31	#N/A	Regular Unleaded	
4140	FLATBED STAKE -	Eastbank - Repor	4902	343:44:23	184:34:49	184.58	35%	\$341.47	FORD F-350	Regular Unleaded	6/18/2019
4165	F-350 -	Streets Westbank - Repo	4169	273:37:14	362:24:11	362.40	57%	\$670.45	FORD F-350 DUMI	Regular Unleaded	12/17/2018
4198	F-350 WELDER	Streets Eastbank - Repor	2333	112:41:21	35:56:08	35.94	24%	\$66.48	FORD F-350 WELD	Regular Unleaded	
4210	F-150 -	Streets Admin - Report	9870	494:44:03	167:06:07	167.10	25%	\$309.14	FORD F-150 PICKL	Regular Unleaded	
4274	F-550 -	Streets Westbank - Repo	3880	241:50:09	227:22:49	227.38	48%	\$420.65	FORD F-550-STAK	Regular Unleaded	7/1/2019
4420	F-150 -	Streets Admin - Exceptio	5313	273:20:38	49:33:22	49.56	15%	\$91.68	FORD F-150 PICKL	Regular Unleaded	
4452	F-150 -	Streets Eastbank - Repor	11622	574:13:16	302:17:34	302.29	34%	\$559.24	FORD F-150 PICKL	Regular Unleaded	
4461	F-150 -	Streets Westbank - Repo	1167	61:44:33	28:23:03	28.38	31%	\$52.51	FORD F-150 PICKL	Regular Unleaded	1/30/2019
4472	- RAM 1500 -	ADMINISTRATIK	12456	525:03:32	46:18:25	46.31	8%	\$85.67	DODGE RAM-1500	Regular Unleaded	
4473	DODGE RAM -	WESTBANK	644	33:52:24	41:31:19	41.52	55%	\$76.82	DODGE RAM-1500	Regular Unleaded	
4576	EXPLORER	Streets Westbank - Repo	2457	130:32:04	74:29:18	74.49	36%	\$137.80	FORD EXPLORER	Regular Unleaded	
4632	EXPLORER -	Admin - Report	8354	435:46:06	152:46:31	152.78	26%	\$282.63	FORD EXPLORER	Regular Unleaded	
4655	F-150 -	Streets Eastbank - Repor	5591	322:40:43	331:47:30	331.79	51%	\$613.81	FORD F-150 PICKL	Regular Unleaded	
4674	F-150 -	Streets Eastbank - Repor	4414	306:11:39	302:16:12	302.27	50%	\$559.20	FORD F-150 PICKL	Regular Unleaded	
4675	F-350 -	/DL Streets Eastbank - Repor	2957	212:10:42	219:09:58	219.17	51%	\$405.46	FORD F-350 PICKL	Regular Unleaded	
7399	F-150 - INSPECTOR SPARE -	Streets Admin - Report	2231	134:42:23	36:40:06	36.67	21%	\$67.84	#N/A	Regular Unleaded	
4104	F-150 -	Streets Westbank - Repo	6509	326:05:30	341:30:01	341.50	51%	\$631.78	FORD F-150 PICKL	Regular Unleaded	
4125	F-150 -	Streets Admin - Report	1659	82:27:54	49:18:51	49.31	37%	\$91.23	FORD F-150 PICKL	Regular Unleaded	
4169	F-150 -	Streets Admin - Report	1469	75:05:48	18:45:39	18.76	20%	\$34.71	FORD F-150 PICKL	Regular Unleaded	
4249	F-150 -	Streets Westbank - Repo	9920	475:37:16	431:37:03	431.62	48%	\$798.49	FORD F-150 PICKL	Regular Unleaded	
4260	CUTAWAY VAN -	Streets Westbank - Repo	8286	486:53:10	444:13:24	444.22	48%	\$821.81	FORD E450SD CRE	Regular Unleaded	7/3/2019
4329	F-150 -	Streets Admin - Report	2474	157:32:16	200:26:46	200.45	56%	\$370.83	FORD F-150 PICKL	Regular Unleaded	
4401	F-150 -	Streets Admin - Report	7795	366:00:07	29:04:27	29.07	7%	\$53.79	FORD F-150 PICKL	Regular Unleaded	



# Idle Cost Previous 364.999988425901 Days Report

## JP Streets & Parkways

Date	
From	Jan 01, 2017
To	Dec 31, 2017
Days	365

2017 Average Unleaded Fuel Cost	<b>\$1.85</b>
Total Idle Cost	\$15,123.66
Average Idle Cost	\$397.99

2017 Average Diesel Fuel Cost	<b>\$1.95</b>
Total Idle Cost	\$20,251.52
Average Idle Cost	\$460.26

2017 Total Idle Cost	
Total Idle Cost	\$35,375.17

Distance Unleaded	Miles
-------------------	-------

Above AVG Vehicles	15
Below AVG Vehicles	23

Above AVG Vehicles	21
Below AVG Vehicles	23

Information Provided by Fleet

Vehicle ID	Vehicle	Group Name	Distance	Driving Duration	Idling Duration	Time Number	Idling Percent	Cost	Vehicle	Fuel	Out of Service
4402	F-150	Streets Admin - Report	9474	459:04:32	1004:18:44	1004.31	69%	\$1,857.98	FORD F-150 PICKL	Regular Unleaded	
4408	F-150	Streets Westbank - Repo	11478	627:50:12	423:42:14	423.70	40%	\$783.85	FORD F-150 PICKL	Regular Unleaded	
4421	F-150	Streets Admin - Report	15606	763:38:55	164:06:34	164.11	18%	\$303.60	FORD F-150 PICKL	Regular Unleaded	
4422	F-150	Streets Admin - Report	8321	477:22:23	336:53:45	336.90	41%	\$623.26	FORD F-150 PICKL	Regular Unleaded	
4439	F-350	Westbank - Repo	5448	369:59:59	397:21:02	397.35	52%	\$735.10	FORD F-350 DUMI	Regular Unleaded	
4463	F-250	Westbank - Repo	1275	71:26:53	65:06:01	65.10	48%	\$120.44	#N/A	Regular Unleaded	
4504	F-250	Streets Westbank - Repo	6938	407:52:49	672:59:55	673.00	62%	\$1,245.05	#N/A	Regular Unleaded	
4570	F-150	Streets Westbank - Repo	5406	257:43:48	198:28:33	198.48	44%	\$367.18	FORD F-150 PICKL	Regular Unleaded	
4657	F-150	Streets Admin - Report	12181	679:41:30	176:50:12	176.84	21%	\$327.15	FORD F-150 PICKL	Regular Unleaded	
9651	EXPLORER	Westbank - Repo	1595	81:30:34	32:25:18	32.42	28%	\$59.98	FORD EXPLORER	Regular Unleaded	
9652	EXPLORER	Parkways Westbank - Ex	9813	459:34:54	264:10:40	264.18	37%	\$488.73	FORD EXPLORER	Regular Unleaded	
9913	EXPLORER	Eastbank - Repo	6912	373:14:05	152:02:00	152.03	29%	\$281.26	DODGE RAM 2500	Regular Unleaded	

# Idle Cost Previous 364.99988425901 Days Report

## JP Streets & Parkways

Date	
From	Jan 01, 2018
To	Dec 31, 2018
Days	365

Distance Unit	Miles
---------------	-------

2018 Average Unleaded Fuel Cost	\$2.11
Total Idle Cost	\$26,222.27
Average Idle Cost	\$288.16

Above AVG Vehicles	34
Below AVG Vehicles	57

2018 Average Diesel Fuel Cost	\$2.39
Total Idle Cost	\$23,048.19
Average Idle Cost	\$247.83

Above AVG Vehicles	34
Below AVG Vehicles	59

2018 Total Idle Cost	
Total Idle Cost	\$49,270.46

Information Provided by Fleet

Vehicle Num	Vehicle Name	GroupName	Distance	Driving Duration	Idling Duration	Time Number	Idling Percentag	Cost	Vehicle	Fuel	Out of Service
4215	- 2008 VACCON - [REDACTED]	STREETS EASTBANK	35	3:18:42	4:01:28	4.02	55%	\$9.62	STERLING L8500 V	Diesel	
4220	- 2004 CEMENT TRUCK - [REDACTED]	STREETS WESTBANK	1144	70:24:42	134:47:34	134.79	66%	\$322.15	PETERBUILT CEME	Diesel	
4251	- 2009 10YD DUMP - [REDACTED]	STREETS WESTBANK	0	0:01:18	0:00:11	0.00	12%	\$0.01	INT 7400 10YD DU	Diesel	
4294	- 2006 10YD DUMP TRUCK - [REDACTED]	STREETS WESTBANK	371	22:52:41	27:50:15	27.84	55%	\$66.53	STERLING LT7500	Diesel	
4295	- 2006 10YD DUMP TRUCK - [REDACTED]	STREETS WESTBANK	187	10:51:07	7:04:04	7.07	39%	\$16.89	STERLING LT7500	Diesel	
4303	- 2010 10YD DUMP - [REDACTED]	STREETS WESTBANK	107	7:34:12	5:08:09	5.14	40%	\$12.27	INT 7400 10YD DU	Diesel	
4315	- 2009 F450 - NO ASSIGNED DRIVER	STREETS WESTBANK	1903	132:24:41	124:28:06	124.47	48%	\$297.48	FORD F-450	Diesel	
4323	- 2009 F450 - [REDACTED]	STREETS WESTBANK	2192	154:36:11	162:15:40	162.26	51%	\$387.80	FORD F-450	Diesel	
4419	- 2012 F350 - [REDACTED]	STREETS WESTBANK	1501	100:17:54	102:41:44	102.70	51%	\$245.44	FORD F-350 PICKU	Diesel	
4440	- 2013 CEMENT TRUCK - [REDACTED]	STREETS WESTBANK	714	41:47:14	81:39:30	81.66	66%	\$195.16	FREIGHTLIN CEME	Diesel	
4455	- 2015 F750 - [REDACTED]	STREETS WESTBANK	2172	106:03:56	76:41:13	76.69	42%	\$183.28	FORD F-750-TRASI	Diesel	
4484	- 2018 F750 - [REDACTED]	STREETS WESTBANK	2351	107:05:08	109:18:54	109.32	51%	\$261.26	FORD F-750 5YD D	Diesel	
4512	- 2019 FORD F750 - [REDACTED]	STREETS EASTBANK	223	12:26:20	4:48:24	4.81	28%	\$11.49	FORD F-7506YDDL	Diesel	
4520	- 2003 F750 - [REDACTED]	STREETS WESTBANK	2229	101:53:54	0:21:48	0.36	0%	\$0.87	FORD F750 TRASH	Diesel	
4523	- 2003 10YD DUMP TRUCK - [REDACTED]	STREETS WESTBANK	1043	70:59:18	96:53:30	96.89	58%	\$231.57	FREIGHTLIN FL80 1	Diesel	
4530	- 2007 10YD DUMP TRUCK - [REDACTED]	STREETS EASTBANK	2261	137:18:06	68:58:15	68.97	33%	\$164.84	IH 7400 10YD DUN	Diesel	
4538	- 2005 5YD DUMP TRUCK - [REDACTED]	STREETS EASTBANK	625	38:50:15	29:32:24	29.54	43%	\$70.60	FORD F-750 5YD D	Diesel	
4540	- 2007 10YD DUMP - [REDACTED]	STREETS WESTBANK	10	0:39:05	0:23:34	0.39	38%	\$0.94	IH 7400 10YD DUN	Diesel	
4584	- 2008 2YD DUMP - [REDACTED]	STREETS WESTBANK	0	0:02:35	0:03:22	0.06	57%	\$0.13	FORD F-450	Diesel	
4585	- 2008 5YD DUMP TRUCK - [REDACTED]	STREETS WESTBANK	1905	93:12:26	101:06:00	101.10	52%	\$241.63	STERLING ACTERR	Diesel	
4589	- 10YD DUMP - [REDACTED]	STREETS WESTBANK	21	1:05:08	0:10:59	0.18	14%	\$0.44	STERLING LT7500	Diesel	
4591	- 2008 2YD DUMP TRUCK - [REDACTED]	STREETS WESTBANK	1836	129:30:38	115:57:23	115.96	47%	\$277.14	FORD F-350 TOOL	Diesel	
4594	- 2008 2YD DUMP TRUCK - [REDACTED]	STREETS WESTBANK	3270	218:40:08	238:25:22	238.42	52%	\$569.83	FORD F-350 DUMF	Diesel	
4595	- 2008 10YD DUMP TRUCK - [REDACTED]	STREETS WESTBANK	1373	74:30:58	65:19:42	65.33	47%	\$156.13	STERLING LT7500	Diesel	
4606	- 2008 TRASH TRUCK - [REDACTED]	STREETS EASTBANK	1348	70:19:53	19:20:18	19.34	22%	\$46.22	STERLING LT7500	Diesel	
4607	- 2008 CEMENT TRUCK - [REDACTED]	STREETS EASTBANK	1	0:19:56	0:18:28	0.31	48%	\$0.74	STERLING LT7500	Diesel	
4635	- 2009 - 6 YD DUMP - [REDACTED]	STREETS EASTBANK	99	6:57:14	5:45:17	5.75	45%	\$13.75	STERLING ACTERR	Diesel	
4636	- 2009 6YD DUMP - [REDACTED]	STREETS EASTBANK	31	2:18:00	1:43:56	1.73	43%	\$4.14	STERLING ACTERR	Diesel	
4638	- 2008 FORD E350 - [REDACTED]	STREETS EASTBANK	1135	86:54:39	58:00:59	58.02	40%	\$138.66	FORD E450 CREW	Diesel	
4658	- 2009 FORD E450 - [REDACTED]	STREETS EASTBANK	838	68:33:03	51:18:34	51.31	43%	\$122.63	FORD E450 CREW	Diesel	
4659	- 2009 FORD F350 - [REDACTED]	STREETS EASTBANK	153	6:51:19	1:48:12	1.80	21%	\$4.31	FORD F-350 WELD	Diesel	
4666	- 2012 F750 - [REDACTED]	STREETS EASTBANK	5354	259:30:26	56:40:38	56.68	18%	\$135.46	FORD F750 TRASH	Diesel	
4667	- 2012 F350 - [REDACTED]	STREETS EASTBANK	4166	322:53:23	258:11:05	258.18	44%	\$617.06	FORD F-350	Diesel	
4676	- 2013 FORD F350 - [REDACTED]	STREETS EASTBANK	1507	122:50:06	91:53:55	91.90	43%	\$219.64	FORD F-350 DUMF	Diesel	
4677	- 2014 FORD F350 - [REDACTED]	STREETS EASTBANK	440	32:41:22	41:10:09	41.17	56%	\$98.39	FORD F-350 FLATE	Diesel	
4678	- 2014 F350 - [REDACTED]	STREETS EASTBANK	2982	245:51:16	277:32:56	277.55	53%	\$663.34	FORD F-350 DUMF	Diesel	
4679	- 2014 F350 - [REDACTED]	STREETS EASTBANK	5022	402:15:35	840:38:56	840.65	68%	\$2,009.15	FORD F-350 DUMF	Diesel	
4682	- 2015 FORD F750 - [REDACTED]	STREETS EASTBANK	1700	76:54:51	32:43:22	32.72	30%	\$78.21	FORD F-750-TRASI	Diesel	
4683	- 2015 KENWORTH TRUCK - [REDACTED]	STREETS EASTBANK	706	41:49:02	52:47:49	52.80	56%	\$126.18	KENWORTH CEME	Diesel	
7715	- 2008 VACCON - EMERGENCY UNIT - [REDACTED]	STREETS EASTBANK	354	22:02:44	1:19:16	1.32	6%	\$3.16	STERLING L8500 V	Diesel	
9000	- 2008 VACCON - [REDACTED]	STREETS WESTBANK	1480	106:40:58	197:02:25	197.04	65%	\$470.93	STERLING L8500 V	Diesel	



# Idle Cost Previous 364.999988425901 Days Report

## JP Streets & Parkways

Date	
From	Jan 01, 2018
To	Dec 31, 2018
Days	365

Distance Unit	Miles
---------------	-------

2018 Average Unleaded Fuel Cost	\$2.11
Total Idle Cost	\$26,222.27
Average Idle Cost	\$288.16

Above AVG Vehicles	34
Below AVG Vehicles	57

2018 Average Diesel Fuel Cost	\$2.39
Total Idle Cost	\$23,048.19
Average Idle Cost	\$247.83

Above AVG Vehicles	34
Below AVG Vehicles	59

2018 Total Idle Cost	
Total Idle Cost	\$49,270.46

Information Provided by Fleet

Vehicle Num	Vehicle Name	GroupName	Distance	Driving Duration	Idling Duration	Time Number	Idling Percentag	Cost	Vehicle	Fuel	Out of Service
9001	- 2009 5YD DUMP TRUCK -	STREETS WESTBANK	663	34:47:31	42:14:44	42.25	55%	\$100.97	STERLING ACTERR	Diesel	
9260	- 2001 FLUSHER	PARKWAYS EASTBANK	0	0:00:38	0:01:04	0.02	63%	\$0.04	VOLVO WX64 STRI	Diesel	
9269	- 2003 BUCKET TRUCK -	PARKWAYS EASTBANK	664	63:29:37	81:32:37	81.54	56%	\$194.89	FORD F750 BUCKE	Diesel	
9309	- 2015 BUCKET TRUCK -	PARKWAYS EASTBANK	649	47:51:02	117:06:56	117.12	71%	\$279.91	FORD F750 BUCKE	Diesel	
9327	- 2004 GRAPPLE TRUCK	EASTBANK	2812	182:12:36	191:33:50	191.56	51%	\$457.84	FREIGHTLIN M210	Diesel	
9339	- 2018 FLUSH TRUCK -	PARKWAYS EASTBANK	0	0:03:27	0:00:32	0.01	13%	\$0.02	FREIGHTLIN STREE	Diesel	
9360	- 2005 BUCKET TRUCK -	PARKWAYS EASTBANK	137	11:35:46	42:06:29	42.11	78%	\$100.64	FORD F-750 BUCKI	Diesel	
9432	- 2008 F250 -	STREETS ADMINISTRATIC	1345	80:32:21	28:51:03	28.85	26%	\$68.95	FORD F-250 PICKU	Diesel	
9443	- 2008 STAKEBODY -	PARKWAYS EASTBANK	495	34:46:38	43:27:35	43.46	56%	\$103.87	STERLING 4300 ST.	Diesel	
9920	- 2008 TRASH TRUCK -	WESTBANK	0	0:08:16	0:04:47	0.08	37%	\$0.19	IH 4300 STAKE BOI	Diesel	
9931	- 2009 FORD F750 -	PARKWAYS EASTBANK	0	0:04:49	0:15:52	0.26	77%	\$0.63	FORD F750 TRASH	Diesel	
4220	4220 - CEMENT TRUCK	Streets Westbank - Repor	1367	87:10:58	156:25:50	156.43	64%	\$373.87	PETERBUILT CEMEI	Diesel	
4264	4264 - TRACTOR 6X4	Streets Westbank - Repor	380	20:20:22	25:05:39	25.09	55%	\$59.98	INT TRUCK TRACTI	Diesel	
4295	4295 - 10YD DUMP	Streets Westbank - Repor	1536	104:49:52	100:55:20	100.92	49%	\$241.20	STERLING LT7500	Diesel	
4303	4303 - 10YD DUMP	Streets Westbank - Repor	2810	187:12:33	196:16:17	196.27	51%	\$469.09	INT 7400 10YD DU	Diesel	
4315	4315 - 2YD DUMP F450	Streets Westbank - Repor	1527	98:00:24	61:01:52	61.03	38%	\$145.86	FORD F-450	Diesel	
4323	4323 - 2YD DUMP	STREETS WESTBANK	3340	222:03:35	217:12:46	217.21	49%	\$519.14	FORD F-450	Diesel	
4325	4325 -5YD DUMP	Streets Westbank - Repor	88	5:50:58	13:52:56	13.88	70%	\$33.18	#N/A	Diesel	
4328	4328 - F-350 BARRICADE	Streets Westbank - Repor	3585	220:06:51	117:01:20	117.02	35%	\$279.68	FORD F-350 STAKE	Diesel	1/22/2019
4419	4419 - F-350	Streets Westbank - Repor	3918	252:31:48	252:28:35	252.48	50%	\$603.42	FORD F-350 PICKU	Diesel	
4440	4440 - CEMENT TRUCK	Streets Westbank - Repor	2378	143:32:11	282:12:32	282.21	66%	\$674.48	FREIGHTLIN CEME	Diesel	
4441	4441 - 12YD DUMP	Streets Westbank - Repor	841	52:28:30	43:11:37	43.19	45%	\$103.23	FREIGHTLIN 4900	Diesel	
4446	4446 - 5YD DUMP	Streets Westbank - Repor	1604	75:50:37	0:08:01	0.13	0%	\$0.32	FORD F-750 5YD D	Diesel	
4450	4450 - F-350 FLATBED	STREETS WESTBANK	3288	208:13:20	254:29:01	254.48	55%	\$608.22	FORD F-350-FLATE	Diesel	
4455	4455 - STAKEBODY F-750	STREETS WESTBANK	7157	370:51:18	327:27:37	327.46	47%	\$782.63	FORD F-750-TRASI	Diesel	
4470	4470 - 5YD DUMP	Streets Westbank - Repor	7	0:35:01	0:10:17	0.17	23%	\$0.41	#N/A	Diesel	
4520	4520 - STAKEBODY	Streets Westbank - Repor	2659	109:36:43	0:21:56	0.37	0%	\$0.87	FORD F750 TRASH	Diesel	
4523	4523 - 10 YD DUMP	Streets Westbank - Repor	2985	178:58:32	255:36:21	255.61	59%	\$610.90	FREIGHTLIN FL80 1	Diesel	
4538	4538/5YD DUMP-L	Streets Eastbank - Report	1007	53:13:19	35:00:32	35.01	40%	\$83.67	FORD F-750 5YD D	Diesel	
4540	4540 - 10YD DUMP	Streets Eastbank - Report	1335	73:23:49	51:16:07	51.27	41%	\$122.53	IH 7400 10YD DUN	Diesel	
4585	4585 - 5YD DUMP	Streets Westbank - Repor	1459	90:09:45	84:13:39	84.23	48%	\$201.30	STERLING ACTERR	Diesel	
4591	4591 - 2YD DUMP	Streets Westbank - Repor	4044	306:01:10	297:29:53	297.50	49%	\$711.02	FORD F-350 TOOL	Diesel	
4594	4594 - 2YD DUMP	Streets Westbank - Repor	2224	156:56:33	209:43:40	209.73	57%	\$501.25	FORD F-350 DUMF	Diesel	
4595	4595 - 10YD DUMP	Streets Westbank - Repor	3177	199:38:16	181:52:25	181.87	48%	\$434.68	STERLING LT7500	Diesel	
4605	4605 - 10YD DUMP	Streets Eastbank - Report	0	0:14:01	0:00:00	0.00	0%	\$0.00	STERLING LT7500	Diesel	
4607	4607 - CEMENT TRUCK	Streets Eastbank - Report	2430	137:16:10	239:31:40	239.53	64%	\$572.47	STERLING LT7500	Diesel	
4636	4636 - 6YD DUMP	Streets Eastbank - Report	3620	227:41:05	117:44:01	117.73	34%	\$281.38	STERLING ACTERR	Diesel	
4658	4658 - CUTAWAY VAN	Streets Eastbank - Report	1956	157:49:24	103:57:06	103.95	40%	\$248.44	FORD E450 CREW	Diesel	
4661	4661 - F-350 BARRICADE	Streets Eastbank - Report	8528	502:40:39	267:07:33	267.13	35%	\$638.43	FORD F-350	Diesel	1/30/2019
4676	4676 - F-350	Streets Eastbank - Report	1036	83:24:27	51:40:57	51.68	38%	\$123.52	FORD F-350 DUMF	Diesel	
4677	4677 - FLATBED F-350	Streets Eastbank - Report	2217	173:48:15	361:38:20	361.64	68%	\$864.32	FORD F-350-FLATE	Diesel	

# Idle Cost Previous 364.99988425901 Days Report

## JP Streets & Parkways

Date	
From	Jan 01, 2018
To	Dec 31, 2018
Days	365
Distance Unit	Miles

2018 Average Unleaded Fuel Cost	\$2.11
Total Idle Cost	\$26,222.27
Average Idle Cost	\$288.16

Above AVG Vehicles	34
Below AVG Vehicles	57

2018 Average Diesel Fuel Cost	\$2.39
Total Idle Cost	\$23,048.19
Average Idle Cost	\$247.83

Above AVG Vehicles	34
Below AVG Vehicles	59

2018 Total Idle Cost	
Total Idle Cost	\$49,270.46

Information Provided by Fleet

Vehicle Num	Vehicle Name	GroupName	Distance	Driving Duration	Idling Duration	Time Number	Idling Percentag	Cost	Vehicle	Fuel	Out of Service
4678	4678 - F-350 -	Streets Eastbank - Report	2146	182:38:03	173:17:36	173.29	49%	\$414.17	FORD F-350 DUMF	Diesel	
4682	4682 - 5 YD DUMP -	STREETS EASTBANK	6935	343:40:52	160:20:21	160.34	32%	\$383.21	FORD F-750-TRASI	Diesel	
9000	9000 - VAC	Streets Westbank - Repor	2155	142:09:40	263:58:47	263.98	65%	\$630.91	STERLING L8500 V.	Diesel	
9001	9001 - 5YD DUMP -	Streets Westbank - Repor	4628	258:38:13	255:06:04	255.10	50%	\$609.69	STERLING ACTERR	Diesel	
9920	9920 - TRASH TRUCK -	\Parkways Westbank - Rep	2361	136:41:01	41:37:27	41.62	23%	\$99.48	IH 4300 STAKE BOI	Diesel	
4215	4215 - VAC	Streets Eastbank - Report	150	13:54:57	49:53:24	49.89	78%	\$119.24	STERLING L8500 V.	Diesel	
4229	4229 - TRUCK TRACTOR -	Eastbank - Report	1265	31:53:32	9:23:19	9.39	23%	\$22.44	STERLING TRUCK T	Diesel	
4584	4584 - F-450/2YD -	Streets Westbank - Repor	1176	79:42:47	82:51:02	82.85	51%	\$198.01	FORD F-450	Diesel	
4589	4589 - 10YD DUMP -	Streets Westbank - Repor	1682	555:29:33	113:21:11	113.35	17%	\$270.91	STERLING LT7500	Diesel	
4606	4606 - TRASH TRUCK -	EASTBANK	2079	108:03:25	28:18:04	28.30	21%	\$67.64	STERLING LT7500-	Diesel	
9316	9316 - SWEEPER	Parkways Westbank - Rep	816	121:51:39	66:45:13	66.75	35%	\$159.54	ELGIN EAGLE SWEI	Diesel	5/24/2019
4104	- 2008 F150 -	STREETS WESTBANK	2482	122:34:28	137:44:56	137.75	53%	\$290.65	FORD F-150 PICKU	Regular Unleaded	
4140	- 2003 FORD	STREETS EASTBANK	1229	92:36:36	48:01:13	48.02	34%	\$101.32	FORD F-350	Regular Unleaded	6/18/2019
4169	- 2001 F150 - SPARE VEHICLE	STREETS ADMINISTRATIC	2421	139:44:22	101:12:41	101.21	42%	\$213.56	FORD F-150 PICKU	Regular Unleaded	
4198	- 2008 FORD F350 -	STREETS EASTBANK	490	21:51:44	6:52:07	6.87	24%	\$14.49	FORD F-350 WELD	Regular Unleaded	
4210	- 2008 FORD F150 -	STREETS EASTBANK	2507	130:46:32	34:38:53	34.65	21%	\$73.11	FORD F-150 PICKU	Regular Unleaded	
4249	- 2009 F150 -	STREETS WESTBANK	2193	108:04:47	94:30:29	94.51	47%	\$199.41	FORD F-150 PICKU	Regular Unleaded	
4262	- 2004 F750 -	STREETS EASTBANK	12118	543:56:18	463:40:29	463.67	46%	\$978.35	FORD F750 PATHC	Regular Unleaded	
4329	- 2009 FORD F150 -	STREETS ADMINISTRATIC	694	44:22:41	65:25:35	65.43	60%	\$138.05	FORD F-150 PICKU	Regular Unleaded	
4401	- 2008 FORD F150 -	STREETS ADMINISTRATIC	4110	180:01:00	12:18:30	12.31	6%	\$25.97	FORD F-150 PICKU	Regular Unleaded	
4402	- 2012 F150 -	STREETS ADMINISTRATIC	2535	126:34:22	239:22:56	239.38	65%	\$505.10	FORD F-150 PICKU	Regular Unleaded	
4408	- 2002 F150 -	STREETS WESTBANK	2724	156:25:59	136:10:54	136.18	47%	\$287.34	FORD F-150 PICKU	Regular Unleaded	
4420	- 2013 F150	STREETS ADMINISTRATIC	193	8:54:00	3:03:46	3.06	26%	\$6.46	FORD F-150 PICKU	Regular Unleaded	
4421	- 2013 FORD F150 -	STREETS ADMINISTRATIC	4574	232:17:06	42:23:40	42.39	15%	\$89.45	FORD F-150 PICKU	Regular Unleaded	
4422	2013 FORD F150	STREETS ADMINISTRATIC	823	46:12:51	35:34:38	35.58	43%	\$75.07	FORD F-150 PICKU	Regular Unleaded	
4439	- 2013 F350 -	STREETS WESTBANK	43	1:43:40	0:42:35	0.71	29%	\$1.50	FORD F-350 DUMF	Regular Unleaded	
4452	- 2014 FORD F150 -	STREETS ADMINISTRATIC	2319	116:19:57	72:24:13	72.40	38%	\$152.77	FORD F-150 PICKU	Regular Unleaded	
4472	- 2016 DODGE RAM	STREETS ADMINISTRATIC	3950	176:22:06	26:44:11	26.74	13%	\$56.41	DODGE RAM-1500	Regular Unleaded	
4473	- 2016 RAM1500 -	STREETS WESTBANK	2982	159:50:04	233:02:45	233.05	59%	\$491.73	DODGE RAM-1500	Regular Unleaded	
4480	- 2017 FORD F450 -	STREETS WESTBANK	1807	115:23:46	128:23:00	128.38	53%	\$270.89	FORD F-450-WELD	Regular Unleaded	
4481	- 2017 2YD DUMP TRUCK	STREETS WESTBANK	1479	107:13:12	157:01:10	157.02	59%	\$331.31	FORD F-450-2YD-I	Regular Unleaded	
4488	- 2018 F450 -	STREETS WESTBANK	2626	175:39:25	189:52:07	189.87	52%	\$400.62	FORD F-450	Regular Unleaded	
4489	- 2018 TRAVERSE -	STREETS WESTBANK	1825	91:03:12	67:52:22	67.87	43%	\$143.21	CHEVY TRAVERSE	Regular Unleaded	
4570	- 2007 F150 -	STREETS WESTBANK	852	50:56:36	52:35:09	52.59	51%	\$110.96	FORD F-150 PICKU	Regular Unleaded	
4576	- 2007 FORD	STREETS WESTBANK	3095	195:58:26	276:22:52	276.38	59%	\$583.16	FORD EXPLORER X	Regular Unleaded	
4632	- 2008 FORD EXPLORER -	STREETS ADMINISTRATIC	2309	126:58:45	46:33:40	46.56	27%	\$98.24	FORD EXPLORER	Regular Unleaded	
4655	- 2009 FORD F150	STREETS EASTBANK	2484	113:06:01	74:47:46	74.80	40%	\$157.82	FORD F-150 PICKU	Regular Unleaded	
4657	- 2009 FORD F150	STREETS ADMINISTRATIC	1537	85:35:35	29:57:43	29.96	26%	\$63.22	FORD F-150 PICKU	Regular Unleaded	
4674	- 2013 FORD F150 - SPARE	STREETS EASTBANK	1759	95:44:48	69:48:48	69.81	42%	\$147.31	FORD F-150 PICKU	Regular Unleaded	
4675	- 2014 F350	STREETS EASTBANK	1476	105:29:44	113:08:28	113.14	52%	\$238.73	FORD F-350 PICKU	Regular Unleaded	
4697	- 2017 RAM1500 -	STREETS EASTBANK	7918	465:41:26	344:42:19	344.71	43%	\$727.33	DODGE RAM-1500	Regular Unleaded	

# Idle Cost Previous 364.999988425901 Days Report

## JP Streets & Parkways

Date	
From	Jan 01, 2018
To	Dec 31, 2018
Days	365
Distance Unit	Miles

2018 Average Unleaded Fuel Cost	\$2.11
Total Idle Cost	\$26,222.27
Average Idle Cost	\$288.16
Above AVG Vehicles	34
Below AVG Vehicles	57

2018 Average Diesel Fuel Cost	\$2.39
Total Idle Cost	\$23,048.19
Average Idle Cost	\$247.83
Above AVG Vehicles	34
Below AVG Vehicles	59

2018 Total Idle Cost	
Total Idle Cost	\$49,270.46

Information Provided by Fleet

Vehicle Num	Vehicle Name	GroupName	Distance	Driving Duration	Idling Duration	Time Number	Idling Percentag	Cost	Vehicle	Fuel	Out of Service
4698	- 2017 RAM1500	STREETS EASTBANK	5770	376:57:05	251:10:22	251.17	40%	\$529.97	DODGE RAM-1500	Regular Unleaded	
4700	- 2017 F350 -	STREETS EASTBANK	2459	169:12:00	608:07:24	608.12	78%	\$1,283.14	FORD F-350	Regular Unleaded	
4701	- 2017 F350 -	STREETS EASTBANK	4036	311:07:26	477:07:30	477.12	61%	\$1,006.73	FORD F-350 TOOL,	Regular Unleaded	
4702	- 2017 FORD EXPLORER -	STREETS ADMINISTRATIC	7930	414:20:09	203:18:26	203.31	33%	\$428.98	FORD EXPLORER	Regular Unleaded	
4705	- 2017 2YD DUMP TRUCK	EASTBANK	2396	169:36:39	239:36:24	239.61	59%	\$505.57	FORD F-450-2YD-I	Regular Unleaded	
9205	- 2016 DODGE RAM -	PARKWAYS WESTBANK	2242	143:15:53	126:40:44	126.68	47%	\$267.29	DODGE RAM-5500	Regular Unleaded	
9320	- 2003 F550 -	PARKWAYS WESTBANK	1	0:10:17	0:00:38	0.01	6%	\$0.02	FORD F-550	Regular Unleaded	
9323	- 2016 DODGE RAM -	PARKWAYS EASTBANK	2654	180:39:03	269:36:08	269.60	60%	\$568.86	DODGE RAM-4500	Regular Unleaded	
9324	- 2016 FORD EXPLORER -	STREETS ADMINISTRATIC	2207	117:43:21	41:57:00	41.95	26%	\$88.51	FORD EXPLORER	Regular Unleaded	
9326	- 2016 F450 - COMMUNITY SERVICE VAN	PARKWAYS WESTBANK	3101	204:08:34	189:11:16	189.19	48%	\$399.19	FORD F-450	Regular Unleaded	
9346	- 2004 BUCKET TRUCK -	PARKWAYS EASTBANK	1244	100:54:42	245:36:46	245.61	71%	\$518.24	FORD F-450 BUCKI	Regular Unleaded	
9439	- 2008 F450	PARKWAYS WESTBANK	1600	97:50:41	121:38:12	121.64	55%	\$256.65	FORD F-450 BUCKI	Regular Unleaded	
9441	- 2008 F450 -	PARKWAYS EASTBANK	311	21:47:37	38:37:02	38.62	64%	\$81.48	FORD F-450-SPRA	Regular Unleaded	
9452	- 2011 E450 -	PARKWAYS WESTBANK	73	6:43:39	5:55:56	5.93	47%	\$12.52	FORD E450 CREW	Regular Unleaded	
9453	- 2011 E450 -	PARKWAYS EASTBANK	220	14:55:54	26:05:56	26.10	64%	\$55.07	FORD E450 CREW	Regular Unleaded	
9594	- 2013 F350 -	PARKWAYS EASTBANK	993	76:14:22	86:36:05	86.60	53%	\$182.73	FORD F-350	Regular Unleaded	
9644	- 2009 F250	PARKWAYS EASTBANK	2071	121:00:54	179:49:59	179.83	60%	\$379.45	FORD F-250 PICKU	Regular Unleaded	
9645	- 2009 F250	PARKWAYS WESTBANK	2633	133:30:58	95:00:23	95.01	42%	\$200.46	FORD F-250 PICKU	Regular Unleaded	
9649	- 2009 F250	PARKWAYS WESTBANK	3178	170:45:40	178:24:26	178.41	51%	\$376.44	FORD F-250 PICKU	Regular Unleaded	
9651	- 2009 FORD EXPLORER	PARKWAYS WESTBANK	2574	135:34:49	35:20:15	35.34	21%	\$74.56	FORD EXPLORER	Regular Unleaded	
9652	- 2009 FORD EXPLORER - SPARE	PARKWAYS WESTBANK	3711	207:58:31	96:07:01	96.12	32%	\$202.81	FORD EXPLORER	Regular Unleaded	
9655	- 2009 FORD RANGER	PARKWAYS WESTBANK	0	0:03:58	0:00:09	0.00	4%	\$0.01	FORD RANGER	Regular Unleaded	
9692	- 2016 DODGE RAM -	PARKWAYS WESTBANK	2646	134:31:45	26:12:23	26.21	16%	\$55.30	DODGE RAM-1500	Regular Unleaded	
9696	- 2016 DODGE RAM	PARKWAYS WESTBANK	2401	165:57:18	170:19:31	170.33	51%	\$359.39	DODGE RAM-4500	Regular Unleaded	
9770	- 2016 DODGE RAM	PARKWAYS WESTBANK	2999	213:35:19	158:31:20	158.52	43%	\$334.48	DODGE RAM-4500	Regular Unleaded	
9785	- 2016 E350 VAN -	PARKWAYS EASTBANK	229	12:38:00	14:25:07	14.42	53%	\$30.42	FORD E-350 VAN	Regular Unleaded	
9799	- 2017 FORD EXPLORER -	PARKWAYS EASTBANK	4023	187:40:11	51:36:51	51.61	22%	\$108.91	FORD EXPLORER	Regular Unleaded	
Spare	G74220F34BD8	STREETS WESTBANK	3045	205:45:58	204:59:38	204.99	50%	\$432.54	#N/A	Regular Unleaded	
Spare	G74820F08018	STREETS EASTBANK	1248	77:31:45	52:32:11	52.54	40%	\$110.85	#N/A	Regular Unleaded	
Spare	G76620F347F8	STREETS WESTBANK	202	12:00:05	11:28:59	11.48	49%	\$24.23	#N/A	Regular Unleaded	
Spare	G77420F352F1	Entire Organization	0	0:00:20	0:06:33	0.11	95%	\$0.23	#N/A	Regular Unleaded	
SPARE		Streets Eastbank - Report	4674	304:42:29	347:49:41	347.83	53%	\$733.92	#N/A	Regular Unleaded	
4140	4140 - FLATBED STAKE	Streets Eastbank - Report	3560	252:35:17	216:47:25	216.79	46%	\$457.43	FORD F-350	Regular Unleaded	6/18/2019
4165	4165 - F-350 -	Streets Westbank - Repor	2528	174:00:22	200:14:14	200.24	54%	\$422.50	FORD F-350 DUMF	Regular Unleaded	12/17/2018
4198	4198 - F-350 WELDER	Streets Eastbank - Report	2165	83:58:37	29:11:52	29.20	26%	\$61.61	FORD F-350 WELD	Regular Unleaded	
4210	4210 - F-150 -	Streets Admin - Report	5709	295:49:17	87:53:58	87.90	23%	\$185.47	FORD F-150 PICKU	Regular Unleaded	
4274	4274 - F-550 -	Streets Westbank - Repor	1150	71:16:12	43:48:07	43.80	38%	\$92.42	FORD F-550-STAKI	Regular Unleaded	7/1/2019
4420	4420 - F-150 -	Streets Admin - Exceptior	3457	173:54:25	46:22:46	46.38	21%	\$97.86	FORD F-150 PICKU	Regular Unleaded	
4452	4452 - F-150 -	Streets Eastbank - Report	6890	342:51:07	171:54:26	171.91	33%	\$362.72	FORD F-150 PICKU	Regular Unleaded	
4472	4472 - RAM 1500 -	STREETS ADMINISTRATIC	6996	311:49:08	54:39:29	54.66	15%	\$115.33	DODGE RAM-1500	Regular Unleaded	
4632	4632 - EXPLORER -	Streets Admin - Report	4444	215:32:56	88:54:33	88.91	29%	\$187.60	FORD EXPLORER	Regular Unleaded	

# Idle Cost Previous 364.99988425901 Days Report

## JP Streets & Parkways

Date	
From	Jan 01, 2018
To	Dec 31, 2018
Days	365
Distance Unit	Miles

2018 Average Unleaded Fuel Cost	\$2.11
Total Idle Cost	\$26,222.27
Average Idle Cost	\$288.16

Above AVG Vehicles	34
Below AVG Vehicles	57

2018 Average Diesel Fuel Cost	\$2.39
Total Idle Cost	\$23,048.19
Average Idle Cost	\$247.83

Above AVG Vehicles	34
Below AVG Vehicles	59

2018 Total Idle Cost	
Total Idle Cost	\$49,270.46

Information Provided by Fleet

Vehicle Num	Vehicle Name	GroupName	Distance	Driving Duration	Idling Duration	Time Number	Idling Percentag	Cost	Vehicle	Fuel	Out of Service
4655	4655 - F-150 -	Streets Eastbank - Report	4100	236:51:23	274:31:14	274.52	54%	\$579.24	FORD F-150 PICKU	Regular Unleaded	
4674	4674 - F-150 -	Streets Eastbank - Report	2198	141:30:08	127:29:56	127.50	47%	\$269.02	FORD F-150 PICKU	Regular Unleaded	
4675	4675 - F-350 -	Streets Eastbank - Report	3977	304:14:28	363:59:03	363.98	54%	\$768.01	FORD F-350 PICKU	Regular Unleaded	
7399	7399 - F-150 -	Streets Admin - Report	1740	86:47:54	99:55:17	99.92	54%	\$210.83	#N/A	Regular Unleaded	
4104	4104 - F-150 -	Streets Westbank - Repor	5482	265:06:51	196:45:30	196.76	43%	\$415.16	FORD F-150 PICKU	Regular Unleaded	
4125	4125 - F-150 -	Streets Admin - Report	108	5:53:03	0:17:43	0.30	5%	\$0.62	FORD F-150 PICKU	Regular Unleaded	
4249	4249 - F-150 -	Streets Westbank - Repor	5116	258:49:43	241:51:01	241.85	48%	\$510.30	FORD F-150 PICKU	Regular Unleaded	
4260	4260 -	Streets Westbank - Repor	3226	203:21:40	233:57:19	233.96	53%	\$493.65	FORD E450SD CRE	Regular Unleaded	7/3/2019
4329	4329 - F-150 -	Streets Admin - Report	1735	103:46:55	105:17:52	105.30	50%	\$222.18	FORD F-150 PICKU	Regular Unleaded	
4401	4401 - F-150 -	Streets Admin - Report	6396	282:55:07	18:15:01	18.25	6%	\$38.51	FORD F-150 PICKU	Regular Unleaded	
4402	4402 - F-150 -	Streets Admin - Report	3981	198:55:02	642:30:43	642.51	76%	\$1,355.70	FORD F-150 PICKU	Regular Unleaded	
4408	4408 - F-150 -	Streets Westbank - Repor	7600	411:43:21	244:27:26	244.46	37%	\$515.80	FORD F-150 PICKU	Regular Unleaded	
4421	4421 - F-150 -	Streets Admin - Report	10032	523:00:35	83:27:33	83.46	14%	\$176.10	FORD F-150 PICKU	Regular Unleaded	
4422	4422 - F-150 -	Streets Admin - Report	5020	286:43:13	263:21:32	263.36	48%	\$555.69	FORD F-150 PICKU	Regular Unleaded	
4439	4439 - F-350 -	Streets Westbank - Repor	545	41:49:02	46:27:02	46.45	53%	\$98.01	FORD F-350 DUMF	Regular Unleaded	
4463	4463 - F-250 -	Streets Westbank - Repor	3963	247:24:22	464:41:14	464.69	65%	\$980.49	#N/A	Regular Unleaded	
4504	4504 - F-250 -	Streets Westbank - Repor	19	0:54:06	0:19:55	0.33	27%	\$0.70	#N/A	Regular Unleaded	
4570	4570 - F-150 -	Streets Westbank - Repor	2259	117:31:07	90:53:23	90.89	44%	\$191.78	FORD F-150 PICKU	Regular Unleaded	
4657	4657 - F-150 -	Streets Admin - Report	6819	369:10:58	110:04:54	110.08	23%	\$232.27	FORD F-150 PICKU	Regular Unleaded	
9652	9652 - EXPLORER -	Parkways Westbank - Exc	1234	66:25:16	20:16:25	20.27	23%	\$42.78	FORD EXPLORER	Regular Unleaded	

Jefferson Parish Traffic Engineering

Date	
From	Jan 01, 2016
To	Dec 31, 2016
Days	366

2016 Average Unleaded Fuel Price	\$1.60
Total Idle Cost	\$8,265.48
Average Idle Cost	\$635.81

2016 Average Diesel Fuel Price	\$1.62
Total Idle Cost	\$296.60
Average Idle Cost	\$74.15

2016 Total Idle Cost	
Total Idle Cost	\$8,562.08

Above AVG Vehicles	5
Below AVG Vehicles	8

Above AVG Vehicles	1
Below AVG Vehicles	3

Distance Un	Miles
-------------	-------

Information Provided by Fleet

Name	GroupName	Distance	Driving Duration	Idling Duration	Time Number	Idling Percentage	Cost	Vehicle	Fuel	Out of Service
4003	Signals	6717	322:01:16	0:53:58	0.90	0.28%	\$1.46	FORD F-650 BUCK	Diesel	
4060	Signals	5476	279:14:35	0:37:00	0.62	0.22%	\$1.00	FORD F-650 BUCK	Diesel	
4064	Signals	7208	329:10:05	0:31:22	0.52	0.16%	\$0.85	FORD F-650 BUCK	Diesel	
4094	Signals	2182	118:32:56	181:02:52	181.05	60%	\$293.30	FORD F-550 BUCK	Diesel	
4017	Signs	8078	497:37:34	679:06:40	679.11	58%	\$1,086.58	FORD F-350	Regular Unleaded	
4022	Signals	4057	200:36:08	162:07:44	162.13	45%	\$259.41	FORD F-150 PICKL	Regular Unleaded	
4026	Signs	10022	588:30:10	796:23:54	796.40	58%	\$1,274.24	FORD F-350	Regular Unleaded	
4055	Signs	9440	533:30:26	767:33:17	767.55	59%	\$1,228.09	FORD F-350	Regular Unleaded	
4065	Signs	393	20:04:58	24:26:11	24.44	55%	\$39.10	FORD F-350	Regular Unleaded	
4074	Signs	11678	619:53:19	731:17:01	731.28	54%	\$1,170.05	DODGE RAM 2500	Regular Unleaded	
4075	Signals	6074	293:50:44	203:20:08	203.34	41%	\$325.34	FORD F-150 PICKL	Regular Unleaded	
4077	Signals	6369	332:00:06	282:08:00	282.13	46%	\$451.41	FORD E450SD CRE	Regular Unleaded	
4081	Signs	7806	462:34:13	366:41:38	366.69	44%	\$586.71	DODGE RAM 2500	Regular Unleaded	
4082	Signs	4713	264:50:30	141:05:13	141.09	35%	\$225.74	DODGE RAM 2500	Regular Unleaded	
4084	Signs	5758	293:25:51	164:49:39	164.83	36%	\$263.72	FORD F-150 PICKL	Regular Unleaded	
4108	Signs	4096	205:20:40	207:51:56	207.87	50%	\$332.58	DODGE RAM-3500	Regular Unleaded	
4312	Signs	9780	565:55:26	639:04:06	639.07	53%	\$1,022.51	FORD F-350	Regular Unleaded	9/25/2018

Jefferson Parish Traffic Engineering

Date	
From	Jan 01, 2017
To	Dec 31, 2017
Days	365

Distance Unit	Miles
---------------	-------

2017 Average Unleaded Fuel Price	\$1.85
Total Idle Cost	\$6,885.17
Average Idle Cost	\$529.63

Above AVG Vehicles	4
Below AVG Vehicles	9

2017 Average Diesel Fuel Price	\$1.95
Total Idle Cost	\$802.66
Average Idle Cost	\$200.67

Above AVG Vehicles	1
Below AVG Vehicles	3

2017 Total Idle Cost	
Total Idle Cost	\$7,687.83

Information Provided by Fleet

Name	GroupName	Distance	Driving Duration	Idling Duration	Time Number	Idling Percentage	Cost	Vehicle	Fuel	Out of Service
4003	Signals	4681	212:23:37	0:38:30	0.64	0%	\$1.25	FORD F-650 BUCK Diesel		
4060	Signals	4834	239:38:08	0:29:13	0.49	0%	\$0.95	FORD F-650 BUCK Diesel		
4064	Signals	4737	223:07:03	0:15:51	0.26	0%	\$0.52	FORD F-650 BUCK Diesel		
4094	Signals	6961	362:46:48	410:13:48	410.23	53%	\$799.95	FORD F-550 BUCK Diesel		
4017	Signs	853	48:24:22	53:18:39	53.31	52%	\$98.63	FORD F-350	Regular Unleaded	
4022	Signals	2798	143:56:59	90:49:22	90.82	39%	\$168.02	FORD F-150 PICKL	Regular Unleaded	
4026	Signs	9265	563:35:28	638:19:04	638.32	53%	\$1,180.89	FORD F-350	Regular Unleaded	
4055	Signs	9411	671:18:57	736:23:29	736.39	52%	\$1,362.32	FORD F-350	Regular Unleaded	
4065	Signs	13746	650:02:05	644:18:40	644.31	50%	\$1,191.98	FORD F-350	Regular Unleaded	
4074	Signs	3488	197:36:56	242:56:46	242.95	55%	\$449.45	DODGE RAM 250C	Regular Unleaded	
4075	Signals	5442	277:53:33	163:53:04	163.88	37%	\$303.19	FORD F-150 PICKL	Regular Unleaded	
4077	Signals	6794	317:46:45	240:19:47	240.33	43%	\$444.61	FORD E450SD CRE	Regular Unleaded	
4081	Signs	4648	276:32:23	189:46:19	189.77	41%	\$351.08	DODGE RAM 250C	Regular Unleaded	
4082	Signs	6331	341:22:40	178:57:14	178.95	34%	\$331.06	DODGE RAM 250C	Regular Unleaded	
4084	Signs	6415	350:25:58	250:40:12	250.67	42%	\$463.74	FORD F-150 PICKL	Regular Unleaded	
4108	Signs	994	52:19:33	3:11:09	3.19	6%	\$5.89	DODGE RAM-350C	Regular Unleaded	
4312	Signs	4654	227:10:58	288:48:57	288.82	56%	\$534.31	FORD F-350	Regular Unleaded	09/25/18

# Idle Cost Previous 364.999988425901 Days Report

## Jefferson Parish Traffic Engineering

Date	
From	Jan 01, 2018
To	Dec 31, 2018
Days	365

Distance Unit	Miles
---------------	-------

2018 Average Unleaded Fuel	<b>\$2.11</b>
Total Idle Cost	\$9,178.62
Average Idle Cost	\$367.14

Above AVG Vehicles	8
Below AVG Vehicles	17

2018 Average Diesel Fuel Cost	<b>\$2.39</b>
Total Idle Cost	\$1,666.39
Average Idle Cost	\$208.30

Above AVG Vehicles	1
Below AVG Vehicles	7

2018 Total Idle Cost	
Total Idle Cost	\$10,845.01

Information Provided by Fleet

Vehicle Number	Vehicle Name	GroupName	Distance	Driving Duration	Idling Duration	Time Number	Idling Percentage	Cost	Vehicle	Fuel	Out of Service
4003	4003	Signals	3764	166:26:07	0:39:11	0.65	0%	\$1.56	FORD F-650 BUCK Diesel		
4060	4060	Signals	1342	67:28:30	0:13:59	0.23	0%	\$0.56	FORD F-650 BUCK Diesel		
4060	4060-G72920F56F8D	Signals	478	22:10:18	31:22:13	31.37	59%	\$74.97	FORD F-650 BUCK Diesel		
4064	4064	Signals	3949	180:49:47	0:12:12	0.20	0%	\$0.49	FORD F-650 BUCK Diesel		
4064	4064-G7C320F56F67	Signals	580	28:11:10	27:57:31	27.96	50%	\$66.82	FORD F-650 BUCK Diesel		
4094	4094	Signals	9266	476:14:53	542:07:16	542.12	53%	\$1,295.67	FORD F-550 BUCK Diesel		
4094	4094-G7C920F56F6D	Signals	1470	69:24:57	74:23:18	74.39	52%	\$177.79	FORD F-550 BUCK Diesel		
4102	4102-G70820F56FAC	Signals	315	17:56:13	20:18:23	20.31	53%	\$48.53	FORD F-550 BUCK Diesel		
4312	4312	Signs	141	9:01:19	15:53:32	15.89	64%	\$33.53	FORD F-350	Regular Unleaded	09/25/18
4017	4017	Signs	8512	360:02:27	399:59:03	399.98	53%	\$843.97	FORD F-350	Regular Unleaded	
4017	4017-G77F20F56FDB	Signs	958	42:42:59	45:19:47	45.33	51%	\$95.65	FORD F-350	Regular Unleaded	
4022	4022	Signals	4395	229:03:07	173:28:13	173.47	43%	\$366.02	FORD F-150 PICKU Regular Unleaded		
4022	4022-G73520F56F91	Signals	476	23:08:30	16:39:05	16.65	42%	\$35.13	FORD F-150 PICKU Regular Unleaded		
4026	4026	Signs	7655	477:30:23	622:07:55	622.13	57%	\$1,312.70	FORD F-350	Regular Unleaded	
4026	4026-G72120F56F85	Signs	913	54:44:55	62:52:14	62.87	53%	\$132.66	FORD F-350	Regular Unleaded	
4055	4055	Signs	8132	462:23:11	519:49:23	519.82	53%	\$1,096.83	FORD F-350	Regular Unleaded	
4055	4055-G72320F5689E	Signs	517	22:45:09	25:38:19	25.64	53%	\$54.10	FORD F-350	Regular Unleaded	
4065	4065	Signs	11124	526:07:50	599:51:02	599.85	53%	\$1,265.68	FORD F-350	Regular Unleaded	
4065	4065-G76F20F569D1	Signs	1361	63:07:57	53:20:26	53.34	46%	\$112.55	FORD F-350	Regular Unleaded	
4074	4074	Signs	6757	375:49:19	601:00:51	601.01	62%	\$1,268.14	DODGE RAM 2500 Regular Unleaded		
4074	4074-G76120F569DF	Signs	281	16:00:34	23:53:45	23.90	60%	\$50.42	DODGE RAM 2500 Regular Unleaded		
4075	4075	Signals	5655	297:54:02	207:39:18	207.66	41%	\$438.15	FORD F-150 PICKU Regular Unleaded		
4075	4075-G71220F56FB6	Signals	709	34:59:31	19:37:41	19.63	36%	\$41.42	FORD F-150 PICKU Regular Unleaded		
4077	4077	Signals	5790	294:27:24	275:42:38	275.71	48%	\$581.75	FORD E450SD CRE Regular Unleaded		
4077	4077-G7C620F56F62	Signals	841	42:01:39	29:37:43	29.63	41%	\$62.52	FORD E450SD CRE Regular Unleaded		
4081	4081	Signs	4084	269:09:31	182:05:20	182.09	40%	\$384.21	DODGE RAM 2500 Regular Unleaded		
4081	4081-G7D920F56A66	Signs	370	21:33:31	16:17:01	16.28	43%	\$34.36	DODGE RAM 2500 Regular Unleaded		
4082	4082	Signs	4575	252:21:28	152:26:43	152.45	38%	\$321.66	DODGE RAM 2500 Regular Unleaded		
4082	4082-G7A920F56917	Signs	574	34:34:41	22:24:13	22.40	39%	\$47.27	DODGE RAM 2500 Regular Unleaded		
4084	4084	Signs	4613	229:15:19	109:43:23	109.72	32%	\$231.52	FORD F-150 PICKU Regular Unleaded		
4084	4084-G77B20F569C5	Signs	266	12:33:49	7:54:28	7.91	39%	\$16.69	FORD F-150 PICKU Regular Unleaded		
4108	4108	Signs	2154	121:28:25	94:01:05	94.02	44%	\$198.38	DODGE RAM-350C Regular Unleaded		
4108	4108-G7ED20F56A52	Signs	1039	61:30:13	72:40:10	72.67	54%	\$153.33	DODGE RAM-350C Regular Unleaded		



# Idle Cost Previous 365.999988425901 Days Report

## Jefferson Parish Water Department

Date	
From	Jan 01, 2016
To	Dec 31, 2016
Days	366

Distance Unit	Miles
---------------	-------

2016 Average Unleaded Fuel Price	\$1.60
Total Idle Cost	\$48,427.99
Average Idle Cost	\$590.59

Above AVG Vehicles	32
Below AVG Vehicles	50

2016 Average Diesel Fuel Price	\$1.62
Total Idle Cost	\$11,414.11
Average Idle Cost	\$518.82

Above AVG Vehicles	7
Below AVG Vehicles	15

2016 Total Idle Cost	
Total Idle Cost	\$59,842.10

Information Provided by Fleet

Name	GroupName	Distance	Driving Duration	Idling Duration	Time Number	Idling Percentage	Cost	Vehicle	Fuel	Out of Service	
8010	EBOM Ford F-250	EBOM Supt. 1A pick-ups	5406	462:34:44	269:15:01	269.25	37%	\$436.19	CASE BACKHOE	Diesel	
8073	EBOM Crew Truck	EBOM Supt. 1A Crew Truc	7395	444:47:32	702:21:11	702.35	61%	\$1,137.81	FREIGHTLIN M210	Diesel	
8111	H EBOM 10 Yard Dump Truck	EBOM Supt. 1A Dump Tru	5462	329:44:53	55:44:23	55.74	14%	\$90.30	#N/A	Diesel	
8114	H EBOM 10 YARD DUMP TRUCK	EBOM Supt. 1A Dump Tru	4894	337:29:12	142:07:43	142.13	30%	\$230.25	FREIGHTLIN M210	Diesel	
8115	EBOM 10 Yard Dump Truck	EBOM Supt. 1A Dump Tru	7679	479:53:48	372:06:50	372.11	44%	\$602.82	FREIGHTLIN M210	Diesel	
8118	WBOM Dump Truck	Dump Trucks	3209	171:50:29	111:38:22	111.64	39%	\$180.86	FORD F-750 5YD D	Diesel	
8309	WBOM Dump Truck	Dump Trucks	8141	395:01:38	248:17:08	248.29	39%	\$402.22	FORD FL70 DUMP	Diesel	
8386	EBOM F-750 Dump Truck	EBOM Supt. 1A Dump Tru	3442	221:56:47	147:23:49	147.40	40%	\$238.78	#N/A	Diesel	
8387	EBOM F-750 Dump Truck	EBOM Supt. 1A Dump Tru	3375	210:04:55	141:29:40	141.49	40%	\$229.22	FORD F-750 5YD D	Diesel	
8440	WBOM Dump Truck	Dump Trucks	7399	393:46:39	434:55:55	434.93	52%	\$704.59	INTERNATIO F-750	Diesel	
8444	EBOM Dump Truck	EBOM Supt. 1A Dump Tru	6410	419:46:54	248:32:17	248.54	37%	\$402.63	INTERNATIO 4300-	Diesel	
8455	EBOM Dump Truck	EBOM Supt. 1A Dump Tru	8720	511:36:35	475:34:18	475.57	48%	\$770.43	INTERNATIO 4300-	Diesel	
8474	EBOM 6/8 Yd. Dump Truck	EBOM Supt. 1A Dump Tru	6131	346:53:58	273:10:21	273.17	44%	\$442.54	INTERNATIO 4300-	Diesel	
8475	EBOM 6/8 Yd. Dump Truck	EBOM Supt. 1A Dump Tru	5583	339:19:12	233:47:42	233.80	41%	\$378.75	INTERNATIO 4300-	Diesel	
8496	EBOM dump truck	EBOM Supt. 1A Dump Tru	4537	272:53:31	174:20:31	174.34	39%	\$282.43	FORD F-750 5YD D	Diesel	
8793	WBOM Dump Truck	Dump Trucks	3783	195:08:09	218:53:13	218.89	53%	\$354.60	STERLING ACTERR	Diesel	
8795	WBOM Crew Truck	WBOM CREW TRUCKS	6583	349:29:45	779:49:09	779.82	69%	\$1,263.31	FORD F-650 CREW	Diesel	
8802	WBOM Crew Truck Ford F650	WBOM CREW TRUCKS	6	0:21:16	0:00:00	0.00	0%	\$0.00	FORD F-650 CREW	Diesel	
8803	WBOM Crew Truck	WBOM CREW TRUCKS	9929	505:21:00	1070:56:11	1070.94	68%	\$1,734.92	FORD F-650 CREW	Diesel	
8830	WBOM Dump Truck	Dump Trucks	4736	250:53:11	309:23:44	309.40	55%	\$501.22	FORD F-750YDDU	Diesel	
8831	WBOM Dump Truck	Dump Trucks	7348	384:19:42	434:19:23	434.32	53%	\$703.60	FORD F-750YDDU	Diesel	
8862	WBOM Dump Truck	Dump Trucks	4169	200:53:23	201:38:02	201.63	50%	\$326.65	INT 7400 10YD DU	Diesel	
5353	Utility Billing EB Ford E-350 Van H	WS Inspector II MR	9971	770:29:20	420:58:46	420.98	35%	\$673.57	FORD E-350 VAN	Regular Unleaded	
8006	WBOM Ford F150 Pick Up Truck	Inspector Pick-Up Trucks	10551	494:45:55	495:29:39	495.49	50%	\$792.79	FORD F-150 PICKU	Regular Unleaded	
8008	Water Quality Lab Ford F150 Pick Up Truck	Water Quality Lab	2060	93:19:52	20:50:22	20.84	18%	\$33.34	FORD F-150 PICKU	Regular Unleaded	
8048	H Water Quality Lab Ford F150 Pick Up Truck	Water Quality Lab	10131	313:19:47	45:42:19	45.71	13%	\$73.13	FORD F-150 PICKU	Regular Unleaded	
8051	Utility Billing EB Dodge Ram 2500 P/U	WS Inspector II TS	4639	323:54:23	146:31:16	146.52	31%	\$234.43	DODGE RAM 2500	Regular Unleaded	
8060	East Bank Plant pick-up truck	Plant Maintenance Superii	2897	151:17:27	134:51:21	134.86	47%	\$215.77	FORD F-150 PICKU	Regular Unleaded	
8074	H EBOM Crew Truck	EBOM Supt. 1A Crew Truc	4706	278:40:16	440:30:28	440.51	61%	\$704.81	FORD E450 CREW \	Regular Unleaded	
8076	East Bank Plant Pick-Up Truck	East Bank Plant	787	99:52:50	86:54:55	86.92	47%	\$139.06	#N/A	Regular Unleaded	
8093	Utility Billing EB Ford F-250 Pick-Up H	WS Inspector II TS	10986	787:20:37	705:24:33	705.41	47%	\$1,128.65	FORD F-250 PICKU	Regular Unleaded	
8094	Utility Billing EB Ford F-250 Pick-Up	WS Inspector II TS	5328	386:54:40	51:40:11	51.67	12%	\$82.67	FORD F-250 PICKU	Regular Unleaded	
8095	Utility Billing EB Ford F-250 Pick-Up	WS Inspector II TS	10240	863:10:54	262:04:20	262.07	23%	\$419.32	#N/A	Regular Unleaded	
8124	Utility Billing EB Ford F-250 Pick-Up H	WS Inspector II TS	7995	658:02:30	356:26:55	356.45	35%	\$570.32	FORD F-250 PICKU	Regular Unleaded	
8129	Utility Billing EB Ford F-250 Pick-Up	WS Inspector II TS	12759	886:09:38	1:44:01	1.73	0%	\$2.77	FORD F-250 PICKU	Regular Unleaded	
8164	WBOM Pick-Up	Inspector Pick-Up Trucks	11503	535:19:16	378:06:54	378.12	41%	\$604.98	#N/A	Regular Unleaded	
8193	EBOM Crew Truck	EBOM Supt. 1A Crew Truc	9580	592:38:04	957:29:46	957.50	62%	\$1,531.99	FORD E450 CREW \	Regular Unleaded	
8205	EBOM F-250 Pick-Up	EBOM Supt. 1A pick-ups	12823	669:39:43	398:26:56	398.45	37%	\$637.52	FORD F-250 PICKU	Regular Unleaded	
8221	Utility Billing WB Ford E-350 Van	WS Inspector III MR	6226	583:44:14	126:18:34	126.31	18%	\$202.10	#N/A	Regular Unleaded	
8238	Utility Billing EB Ford F-250 Pick-Up	WS Inspector II TS	10073	832:21:37	554:14:56	554.25	40%	\$886.80	FORD F-250 PICKU	Regular Unleaded	
8239	Utility Billing EB Ford F-250 Pick-Up H	WS Inspector II TS	14125	1007:48:47	380:37:18	380.62	27%	\$608.99	FORD F-250 PICKU	Regular Unleaded	
8253	Water Quality Lab Ford Explorer	Water Quality Lab	9201	484:38:20	166:36:31	166.61	26%	\$266.57	FORD EXPLORER	Regular Unleaded	
8254	Water Quality Lab Ford Explorer	Water Quality Lab	11582	566:03:16	231:04:13	231.07	29%	\$369.71	FORD EXPLORER	Regular Unleaded	



# Idle Cost Previous 365.999988425901 Days Report

## Jefferson Parish Water Department

Date	
From	Jan 01, 2016
To	Dec 31, 2016
Days	366

Distance Unit	Miles
---------------	-------

2016 Average Unleaded Fuel Price	\$1.60
Total Idle Cost	\$48,427.99
Average Idle Cost	\$590.59

Above AVG Vehicles	32
Below AVG Vehicles	50

2016 Average Diesel Fuel Price	\$1.62
Total Idle Cost	\$11,414.11
Average Idle Cost	\$518.82

Above AVG Vehicles	7
Below AVG Vehicles	15

2016 Total Idle Cost	
Total Idle Cost	\$59,842.10

Information Provided by Fleet

Name	GroupName	Distance	Driving Duration	Idling Duration	Time Number	Idling Percentage	Cost	Vehicle	Fuel	Out of Service
8266	EBOM Crew Truck	EBOM Supt. 1A Crew Truc	5394	319:11:00	663:24:14	663.40	68%	\$1,061.45	#N/A	Regular Unleaded
8289	East Bank Plant Pick-Up Truck	East Bank Plant	1313	193:03:24	343:59:49	344.00	64%	\$550.40	FORD F-250 PICKU	Regular Unleaded
8301	EBOM CREW TRUCK	EBOM Supt. 1A Crew Truc	8339	489:12:18	482:00:47	482.01	50%	\$771.22	#N/A	Regular Unleaded
8314	Utility Billing EB Van	WS Inspector II MR	7749	636:04:26	343:28:18	343.47	35%	\$549.55	FORD E-350 VAN	Regular Unleaded
8350	EBOM CREW TRUCK	EBOM Supt. 1A Crew Truc	7834	490:56:25	819:16:39	819.28	63%	\$1,310.84	FORD E450 CREW \	Regular Unleaded
8351	EBOM Crew Truck	EBOM Supt. 1A Crew Truc	8879	506:24:13	1072:25:03	1072.42	68%	\$1,715.87	FORD E450 CREW \	Regular Unleaded
8353	EBOM Ford F-250 Pick-Up Truck	EBOM Supt. 1A pick-ups	15312	930:10:58	190:59:22	190.99	17%	\$305.58	FORD F-250 PICKU	Regular Unleaded
8355	Utility Billing EB F-250 Pick-Up H	WS Inspector II TS	8442	781:53:47	412:24:50	412.41	35%	\$659.86	FORD F-250 PICKU	Regular Unleaded
8356	Utility Billing EB Ford F-250 Pick-Up H	WS Inspector II TS	10128	698:12:22	592:10:05	592.17	46%	\$947.47	FORD F-250 PICKU	Regular Unleaded
8361	East Bank Plant Ford F-250	East Bank Plant	1352	136:37:42	171:34:38	171.58	56%	\$274.52	FORD F-250 PICKU	Regular Unleaded
8376	Utility Billing East Bank Explorer	WS Inspector Supervisor	7566	314:31:55	49:41:06	49.68	14%	\$79.50	#N/A	Regular Unleaded
8392	Utility Billing EB Ford E-350 Van	WS Inspector II MR	4381	315:47:26	145:48:40	145.81	32%	\$233.30	#N/A	Regular Unleaded
8404	Utility Billing EB Ford F-250 Pick-Up	WS Inspector II TS	12727	813:49:42	355:53:24	355.89	30%	\$569.42	FORD F-250 PICKU	Regular Unleaded
8436	Water Quality Lab Ford Escape	Water Quality Lab	14165	430:47:31	87:32:34	87.54	17%	\$140.07	FORD ESCAPE	Regular Unleaded
8439	Utility Billing EB Dodge Ram 2500 P/U H	WS Inspector II TS	15768	1127:06:42	367:14:58	367.25	25%	\$587.60	DODGE RAM 2500	Regular Unleaded
8441	WBOM Dodge Ram Pick-Up	Inspector Pick-Up Trucks	6826	319:46:44	343:18:13	343.30	52%	\$549.29	DODGE RAM 2500	Regular Unleaded
8442	East Bank Plant Pick-up truck	East Bank Plant, WB Plant	1820	120:17:54	248:29:57	248.50	67%	\$397.60	DODGE RAM 2500	Regular Unleaded
8443	EBOM Dodge Ram Pick-Up	EBOM Supt. 1A pick-ups	8743	432:00:54	122:17:41	122.29	22%	\$195.67	DODGE RAM 2500	Regular Unleaded
8449	Water Quality Lab Durango	Water Quality Lab	4903	154:51:11	37:29:04	37.48	19%	\$59.98	DODGE DURANGO	Regular Unleaded
8454	Utility Billing EB Dodge Ram 2500 P/U	WS Inspector II TS	7186	481:10:40	297:44:24	297.74	38%	\$476.38	DODGE RAM 2500	Regular Unleaded
8457	Engineering Inspector Pick-Up Truck	Engineering Inspector III	14381	574:47:32	1291:24:32	1291.41	69%	\$2,066.25	DODGE RAM-1500	Regular Unleaded
8461	Utility Billing WB Ram 2500	WS Inspector II pick-ups	11114	677:12:35	246:17:40	246.29	27%	\$394.07	DODGE RAM 2500	Regular Unleaded
8463	EBOM Crew Truck	EBOM Supt. 1A Crew Truc	12326	739:37:44	839:46:58	839.78	53%	\$1,343.65	FORD E450 CREW \	Regular Unleaded
8465	EBOM Crew Truck	EBOM Supt. 1A Crew Truc	9020	607:10:46	473:18:41	473.31	44%	\$757.30	FORD E450 CREW \	Regular Unleaded
8466	EBOM Pick-Up	EBOM Supt. 1A pick-ups	8362	479:27:40	740:06:55	740.12	61%	\$1,184.18	DODGE RAM-1500	Regular Unleaded
8467	Utility Billing EB Dodge Ram 2500 P/U H	WS Inspector II TS	9658	729:54:23	436:43:49	436.73	37%	\$698.77	DODGE RAM 2500	Regular Unleaded
8468	WBOM 2 Yard Dump Truck	Dump Trucks	9610	497:19:26	708:54:40	708.91	59%	\$1,134.26	DODGE RAM-4500	Regular Unleaded
8473	Utility Billing EB Dodge Ram 2500 P/U	WS Inspector III	6860	490:38:11	285:21:49	285.36	37%	\$456.58	DODGE RAM 2500	Regular Unleaded
8479	EBOM 2 yard dump truck	EBOM Supt. 1A Dump Tru	4802	268:50:51	411:06:24	411.11	60%	\$657.77	DODGE RAM-4500	Regular Unleaded
8481	EBOM Crew Truck	EBOM Supt. 1A Crew Truc	5087	213:26:30	135:29:59	135.50	39%	\$216.80	FORD E450 CREW \	Regular Unleaded
8484	EBOM Supt. I p/u truck	EBOM	12663	595:20:49	219:41:19	219.69	27%	\$351.50	DODGE RAM 2500	Regular Unleaded
8486	Utility Billing EB Dodge pick-up	WS Inspector II TS	10947	808:59:40	638:39:00	638.65	44%	\$1,021.84	DODGE RAM 2500	Regular Unleaded
8487	Utility Billing EB pick-up H	WS Inspector II TS	6516	570:32:26	360:48:07	360.80	39%	\$577.28	DODGE RAM 2500	Regular Unleaded
8488	East Bank Plant Ford Explorer	Superintendents	1104	139:04:03	119:19:25	119.32	46%	\$190.92	FORD EXPLORER	Regular Unleaded
8794	WBOM Crew Truck	WBOM CREW TRUCKS	5477	265:01:40	359:21:01	359.35	58%	\$574.96	#N/A	Regular Unleaded
8811	Utility Bill. W.B. P/U	WS Inspector II pick-ups	9966	651:32:39	276:05:34	276.09	30%	\$441.75	FORD F-250 PICKU	Regular Unleaded
8815	Utility Bill. W.B. P/U	WS Inspector II pick-ups	20303	1134:03:44	434:10:25	434.17	28%	\$694.68	FORD F-250 PICKU	Regular Unleaded
8819	Utility Billing West Bank pick-up truck	WS Inspector II pick-ups	2816	135:54:00	85:53:07	85.89	39%	\$137.42	FORD F-250 PICKU	Regular Unleaded
8821	Utility Billing WB Ford E-350 Van	WS Inspector III MR	10568	918:35:38	215:52:04	215.87	19%	\$345.39	FORD E-350 VAN	Regular Unleaded
8822	WBOM Crew Truck	WBOM CREW TRUCKS	11643	490:30:03	1084:56:28	1084.94	69%	\$1,735.91	FORD E450 CREW \	Regular Unleaded
8826	Utility Bill. W.B. P/U	WS Inspector II pick-ups	17069	912:51:04	299:49:33	299.83	25%	\$479.72	FORD F-250 PICKU	Regular Unleaded
8827	Grand Isle Pick-Up	WBOM	9663	381:05:17	180:33:50	180.56	32%	\$288.90	FORD F-250 PICKU	Regular Unleaded
8828	EBOM F-250 Pick-Up	EBOM Supt. 1A pick-ups	10263	586:08:29	385:34:49	385.58	40%	\$616.93	FORD F-250 PICKU	Regular Unleaded

# Idle Cost Previous 365.999988425901 Days Report

## Jefferson Parish Water Department

Date	
From	Jan 01, 2016
To	Dec 31, 2016
Days	366

Distance Unit	Miles
---------------	-------

2016 Average Unleaded Fuel Price	\$1.60
Total Idle Cost	\$48,427.99
Average Idle Cost	\$590.59

Above AVG Vehicles	32
Below AVG Vehicles	50

2016 Average Diesel Fuel Price	\$1.62
Total Idle Cost	\$11,414.11
Average Idle Cost	\$518.82

Above AVG Vehicles	7
Below AVG Vehicles	15

2016 Total Idle Cost	
Total Idle Cost	\$59,842.10

Information Provided by Fleet

Name	GroupName	Distance	Driving Duration	Idling Duration	Time Number	Idling Percentage	Cost	Vehicle	Fuel	Out of Service
8840	WBOM Crew Truck	WBOM CREW TRUCKS	7657	381:02:18	995:15:16	995.25	72%	\$1,592.41	FORD E450 CREW \	Regular Unleaded
8856	EBOM Dodge Durango	Superintendents	5711	344:36:14	254:55:44	254.93	43%	\$407.89	DODGE DURANGO	Regular Unleaded
8857	West Bank Plant Dodge Durango	Superintendents	4863	201:00:27	11:43:29	11.72	6%	\$18.76	DODGE DURANGO	Regular Unleaded
8858	WBOM Dodge Durango	Superintendents	16786	616:35:52	311:37:34	311.63	34%	\$498.60	DODGE DURANGO	Regular Unleaded
8859	Utility Bill. WB Dodge Ram 2500 P/U	WS Inspector II pick-ups	16701	1149:26:16	251:28:54	251.48	18%	\$402.37	DODGE RAM 2500	Regular Unleaded
8860	Utility Bill. WB Dodge Ram 2500 P/U	WS Inspector II pick-ups	16550	998:02:39	441:25:06	441.42	31%	\$706.27	DODGE RAM 2500	Regular Unleaded
8861	Utility Bill. WB Pick-up Ram 2500	WS Inspector Supervisor	4590	260:15:39	80:00:37	80.01	24%	\$128.02	DODGE RAM 2500	Regular Unleaded
8863	West Bank Plant Pick-Up Ram 2500	WB Plant Maint. Supt.	33397	874:29:24	87:52:42	87.88	9%	\$140.61	DODGE RAM 2500	Regular Unleaded
8868	WBOM Pick-up	Inspector Pick-Up Trucks	6878	305:37:55	211:19:02	211.32	41%	\$338.11	DODGE RAM-1500	Regular Unleaded
8874	PW Project Coordinator	PW Project Coordinator ar	7168	309:54:28	678:08:46	678.15	69%	\$1,085.03	DODGE RAM-1500	Regular Unleaded
8875	WBOM Crew Truck	WBOM CREW TRUCKS	10096	536:07:24	1121:55:03	1121.92	68%	\$1,795.07	FORD E450 CREW \	Regular Unleaded
8879	WBOM Crew Truck	WBOM CREW TRUCKS	6559	325:17:47	697:40:58	697.68	68%	\$1,116.29	FORD E450SD CREW \	Regular Unleaded
8885	Utility Billing WB pick-up	WS Inspector II pick-ups	10188	673:16:18	322:20:00	322.33	32%	\$515.73	DODGE RAM 2500	Regular Unleaded
8886	Utility Billing EB pick-up	WS Inspector II TS	8935	676:02:23	625:36:39	625.61	48%	\$1,000.98	DODGE RAM 2500	Regular Unleaded
8357	Device deactivated. Formerly 8357.	Water Quality Lab	11760	505:48:30	101:22:19	101.37	17%	\$162.20	#N/A	Regular Unleaded
8009	Device deactivated. Formerly in 8009	Water Quality Lab	6882	314:07:00	125:47:00	125.78	29%	\$201.25	#N/A	Regular Unleaded
	Device missing.	EBOM Supt. 1A Crew Truc	64	3:45:17	9:14:08	9.24	71%	\$14.78	#N/A	Regular Unleaded
8805	defective device removed from 8805	Utility Billing West Bank	9389	563:40:56	201:12:01	201.20	26%	\$321.92	#N/A	Regular Unleaded

# Idle Cost Previous 364.999988425901 Days Report

## Jefferson Parish Water Department

Date	
From	Jan 01, 2017
To	Dec 31, 2017
Days	365

Distance Unit	Miles
---------------	-------

2017 Average Unleaded Fuel	\$1.85
Total Idle Cost	\$61,716.03
Average Idle Cost	\$636.25

Above AVG Vehicles	42
Below AVG Vehicles	55

2017 Average Diesel	\$1.95
Total Idle Cost	\$15,077.19
Average Idle Cost	\$655.53

Above AVG Vehicles	11
Below AVG Vehicles	12

2017 Total Idle Cost	
Total Idle Cost	\$76,793.22

Information Provided by Fleet

Vehicle Num	Vehicle Name	GroupName	Distance	Driving Duration	Idling Duration	Time Number	Idling Percentage	Cost	Vehicle	Fuel	Out of Service
8010	EBOM Ford F-250	EBOM Supt. 1A pick-ups	3120	274:04:47	183:29:17	183.49	40%	\$357.80	CASE BACKHOE	Diesel	
8073	EBOM Crew Truck	EBOM Supt. 1A Crew Tru	6944	417:38:12	823:19:45	823.33	66%	\$1,605.49	FREIGHTLIN M210	Diesel	
8111	H EBOM 10 Yard Dump	EBOM Supt. 1A Dump Tr	3864	226:33:42	37:49:30	37.83	14%	\$73.76	#N/A	Diesel	
8114	H EBOM 10 YARD DUM	EBOM Supt. 1A Dump Tr	6180	396:19:43	82:31:52	82.53	17%	\$160.94	FREIGHTLIN M210	Diesel	
8115	EBOM 10 Yard Dump Tr	EBOM Supt. 1A Dump Tr	7752	471:45:15	404:58:44	404.98	46%	\$789.71	FREIGHTLIN M210	Diesel	
8118	WBOM Dump Truck	Dump Trucks	6312	350:19:54	389:26:50	389.45	53%	\$759.42	FORD F-750 5YD I	Diesel	
8309	WBOM Dump Truck	Dump Trucks	5699	297:10:28	226:41:32	226.69	43%	\$442.05	FORD FL70 DUMP	Diesel	
8386	EBOM F-750 Dump Truc	EBOM Supt. 1A Dump Tr	571	37:23:02	11:47:29	11.79	24%	\$22.99	#N/A	Diesel	
8387	EBOM F-750 Dump Truc	EBOM Supt. 1A Dump Tr	1659	97:25:09	45:20:49	45.35	32%	\$88.43	FORD F-750 5YD I	Diesel	
8440	WBOM Dump Truck	Dump Trucks	8560	463:49:02	620:50:01	620.83	57%	\$1,210.63	INTERNATIO F-75I	Diesel	
8444	EBOM Dump Truck	EBOM Supt. 1A Dump Tr	4203	288:38:13	273:10:26	273.17	49%	\$532.69	INTERNATIO 4300	Diesel	
8455	EBOM Dump Truck	EBOM Supt. 1A Dump Tr	8255	487:31:13	510:38:19	510.64	51%	\$995.75	INTERNATIO 4300	Diesel	
8474	EBOM 6/8 Yd. Dump Tr	EBOM Supt. 1A Dump Tr	10170	563:10:36	545:06:38	545.11	49%	\$1,062.97	INTERNATIO 4300	Diesel	
8475	EBOM 6/8 Yd. Dump Tr	EBOM Supt. 1A Dump Tr	6701	411:48:05	284:36:16	284.60	41%	\$554.98	INTERNATIO 4300	Diesel	
8496	EBOM dump truck	EBOM Supt. 1A Dump Tr	3183	202:13:16	145:56:19	145.94	42%	\$284.58	FORD F-750 5YD I	Diesel	
8793	WBOM Dump Truck	Dump Trucks	5877	316:33:31	427:12:10	427.20	57%	\$833.05	STERLING ACTERR	Diesel	
8795	WBOM Crew Truck	WBOM CREW TRUCKS	7480	401:07:29	861:10:39	861.18	68%	\$1,679.30	FORD F-650 CREW	Diesel	
8802	WBOM Crew Truck Ford	WBOM CREW TRUCKS	3116	159:01:33	497:59:16	497.99	76%	\$971.08	FORD F-650 CREW	Diesel	
8803	WBOM Crew Truck	WBOM CREW TRUCKS	7087	367:48:25	670:11:15	670.19	65%	\$1,306.87	FORD F-650 CREW	Diesel	
8830	WBOM Dump Truck	Dump Trucks	3876	199:58:14	169:25:48	169.43	46%	\$330.39	FORD F-7506YDDI	Diesel	
8831	WBOM Dump Truck	Dump Trucks	1020	55:38:41	56:04:03	56.07	50%	\$109.33	FORD F-7506YDDI	Diesel	
8862	WBOM Dump Truck	Dump Trucks	7586	355:15:23	370:46:17	370.77	51%	\$723.00	INT 7400 10YD DL	Diesel	
8890	WBOM dump truck	Dump Trucks	1780	87:08:49	93:20:09	93.34	52%	\$182.00	FORD F-750 5YD I	Diesel	
5353	Utility Billing EB Ford E-	WS Inspector II MR	7240	578:29:00	389:45:51	389.76	40%	\$721.06	FORD E-350 VAN	Regular Unleaded	
8001	East Bank Plant pick-up	Plant Maintenance Supei	853	85:06:05	12:39:46	12.66	13%	\$23.43	FORD F-150 PICKL	Regular Unleaded	
8006	WBOM Ford F150 Pick I	Inspector Pick-Up Trucks	4924	231:06:19	233:55:52	233.93	50%	\$432.77	FORD F-150 PICKL	Regular Unleaded	
8008	Water Quality Lab Ford	Water Quality Lab	3584	170:41:04	63:40:55	63.68	27%	\$117.81	FORD F-150 PICKL	Regular Unleaded	
8029	West Bank Plant pick-up	WB Plant Maint. Supt.	853	53:17:45	26:00:02	26.00	33%	\$48.10	FORD F-150 PICKL	Regular Unleaded	
8048	H Water Quality Lab For	Water Quality Lab	14640	412:36:57	66:17:10	66.29	14%	\$122.63	FORD F-150 PICKL	Regular Unleaded	
8051	Utility Billing EB Dodge	WS Inspector II TS	7174	556:11:19	377:48:26	377.81	40%	\$698.94	DODGE RAM 250C	Regular Unleaded	
8060	East Bank Plant pick-up	Plant Maintenance Supei	594	59:44:11	140:31:20	140.52	70%	\$259.97	FORD F-150 PICKL	Regular Unleaded	
8074	H EBOM Crew Truck	EBOM Supt. 1A Crew Tru	6687	407:10:47	670:02:07	670.04	62%	\$1,239.57	FORD E450 CREW	Regular Unleaded	
8076	East Bank Plant Pick-Up	East Bank Plant	876	125:07:24	171:22:09	171.37	58%	\$317.03	#N/A	Regular Unleaded	
8081	EBOM pick-up truck	EBOM Supt. 1A pick-ups	3887	195:27:32	113:53:16	113.89	37%	\$210.69	#N/A	Regular Unleaded	
8093	Utility Billing EB Ford F-	WS Inspector II TS	7528	583:03:24	87:50:19	87.84	13%	\$162.50	FORD F-250 PICKL	Regular Unleaded	
8094	Utility Billing EB Ford F-	WS Inspector II TS	7464	577:53:12	51:34:06	51.57	8%	\$95.40	FORD F-250 PICKL	Regular Unleaded	

# Idle Cost Previous 364.999988425901 Days Report

## Jefferson Parish Water Department

Date	
From	Jan 01, 2017
To	Dec 31, 2017
Days	365

2017 Average Unleaded Fuel	\$1.85
Total Idle Cost	\$61,716.03
Average Idle Cost	\$636.25

2017 Average Diesel	\$1.95
Total Idle Cost	\$15,077.19
Average Idle Cost	\$655.53

2017 Total Idle Cost	
Total Idle Cost	\$76,793.22

Distance Unit	Miles
---------------	-------

Above AVG Vehicles	42
Below AVG Vehicles	55

Above AVG Vehicles	11
Below AVG Vehicles	12

Information Provided by Fleet

Vehicle Num	Vehicle Name	GroupName	Distance	Driving Duration	Idling Duration	Time Number	Idling Percentage	Cost	Vehicle	Fuel	Out of Service
8095	Utility Billing EB Ford F-WS Inspector II TS		8995	667:55:26	162:37:00	162.62	20%	\$300.84	#N/A	Regular Unleaded	
8124	Utility Billing EB Ford F-WS Inspector II TS		8830	636:45:21	316:42:31	316.71	33%	\$585.91	FORD F-250 PICKL	Regular Unleaded	
8129	Utility Billing EB Ford F-WS Inspector II TS		6195	417:05:18	2:03:27	2.06	0%	\$3.81	FORD F-250 PICKL	Regular Unleaded	
8164	WBOM Pick-Up Inspector Pick-Up Trucks		14085	678:51:12	403:31:46	403.53	37%	\$746.53	#N/A	Regular Unleaded	
8193	EBOM Crew Truck EBOM Supt. 1A Crew Tru		5454	346:12:00	583:25:52	583.43	63%	\$1,079.35	FORD E450 CREW	Regular Unleaded	
8205	EBOM F-250 Pick-Up EBOM Supt. 1A pick-ups		12954	695:50:25	465:47:11	465.79	40%	\$861.70	FORD F-250 PICKL	Regular Unleaded	
8221	Utility Billing WB Ford E WS Inspector III MR		5785	555:37:02	265:12:12	265.20	32%	\$490.63	#N/A	Regular Unleaded	
8234	Utility Billing WB pick-up WS Inspector II pick-ups		3093	211:43:39	74:31:47	74.53	26%	\$137.88	DODGE RAM 250C	Regular Unleaded	
8238	Utility Billing EB Ford F-WS Inspector II TS		7001	626:29:42	542:28:02	542.47	46%	\$1,003.56	FORD F-250 PICKL	Regular Unleaded	
8239	Utility Billing EB Ford F-WS Inspector II TS		11151	829:38:18	257:26:25	257.44	24%	\$476.26	FORD F-250 PICKL	Regular Unleaded	
8248	West Bank Plant pick-up WB Plant Maint. Supt.		3963	123:20:26	9:41:53	9.70	7%	\$17.94	FORD F-150 PICKL	Regular Unleaded	
8250	East Bank Plant pick-up East Bank Plant		2636	127:33:02	121:06:49	121.11	49%	\$224.06	FORD F-150 PICKL	Regular Unleaded	
8253	Water Quality Lab Ford Water Quality Lab		9511	480:52:41	109:34:48	109.58	19%	\$202.72	FORD EXPLORER	Regular Unleaded	
8254	Water Quality Lab Ford Water Quality Lab		11730	576:29:33	212:42:18	212.71	27%	\$393.50	FORD EXPLORER	Regular Unleaded	
8255	EBOM Pick-up truck-Joe EBOM		3102	171:04:54	71:10:40	71.18	29%	\$131.68	FORD F-250 PICKL	Regular Unleaded	
8260	Utility Billing WB Explor Utility Billing West Bank		831	59:53:40	24:27:04	24.45	29%	\$45.23	FORD EXPLORER	Regular Unleaded	
8266	EBOM Crew Truck EBOM Supt. 1A Crew Tru		4324	270:43:35	584:18:07	584.30	68%	\$1,080.96	#N/A	Regular Unleaded	
8289	East Bank Plant Pick-Up East Bank Plant		1013	187:03:50	494:32:30	494.54	73%	\$914.90	FORD F-250 PICKL	Regular Unleaded	
8301	EBOM CREW TRUCK EBOM Supt. 1A Crew Tru		7922	417:47:42	761:06:58	761.12	65%	\$1,408.06	#N/A	Regular Unleaded	
8314	Utility Billing EB Van WS Inspector II MR		7647	621:20:40	334:53:53	334.90	35%	\$619.56	FORD E-350 VAN	Regular Unleaded	
8350	EBOM CREW TRUCK EBOM Supt. 1A Crew Tru		6364	409:39:07	766:50:18	766.84	65%	\$1,418.65	FORD E450 CREW	Regular Unleaded	
8351	EBOM Crew Truck EBOM Supt. 1A Crew Tru		7707	460:10:40	1159:10:05	1159.17	72%	\$2,144.46	FORD E450 CREW	Regular Unleaded	
8353	EBOM Ford F-250 Pick-Up EBOM Supt. 1A pick-ups		12768	789:53:42	193:11:11	193.19	20%	\$357.39	FORD F-250 PICKL	Regular Unleaded	
8355	Utility Billing EB F-250 PWS Inspector II TS		8870	757:39:22	317:11:30	317.19	30%	\$586.80	FORD F-250 PICKL	Regular Unleaded	
8356	Utility Billing EB Ford F-WS Inspector II TS		10655	722:33:25	812:14:16	812.24	53%	\$1,502.64	FORD F-250 PICKL	Regular Unleaded	
8361	East Bank Plant Ford F-2 East Bank Plant		720	106:18:39	249:00:28	249.01	70%	\$460.66	FORD F-250 PICKL	Regular Unleaded	
8376	Utility Billing East Bank IWS Inspector Supervisor		6312	294:52:47	59:58:42	59.98	17%	\$110.96	#N/A	Regular Unleaded	
8392	Utility Billing EB Ford E-WS Inspector II MR		3063	204:07:35	78:10:38	78.18	28%	\$144.63	#N/A	Regular Unleaded	
8404	Utility Billing EB Ford F-WS Inspector II TS		9133	667:38:27	421:51:44	421.86	39%	\$780.45	FORD F-250 PICKL	Regular Unleaded	
8436	Water Quality Lab Ford Water Quality Lab		12504	534:32:26	115:40:02	115.67	18%	\$213.98	FORD ESCAPE	Regular Unleaded	
8439	Utility Billing EB Dodge WS Inspector II TS		13381	955:59:15	405:05:56	405.10	30%	\$749.43	DODGE RAM 250C	Regular Unleaded	
8441	WBOM Dodge Ram Pick-Up Inspector Pick-Up Trucks		3284	162:35:54	159:54:52	159.91	50%	\$295.84	DODGE RAM 250C	Regular Unleaded	
8442	East Bank Plant Pick-up East Bank Plant, WB Plan		5088	262:04:53	404:19:03	404.32	61%	\$747.99	DODGE RAM 250C	Regular Unleaded	
8443	EBOM Dodge Ram Pick-Up EBOM Supt. 1A pick-ups		10621	497:06:35	360:34:10	360.57	42%	\$667.05	DODGE RAM 250C	Regular Unleaded	
8449	Water Quality Lab Durai Water Quality Lab		6272	190:25:57	36:43:20	36.72	16%	\$67.94	DODGE DURANGC	Regular Unleaded	
8454	Utility Billing EB Dodge WS Inspector II TS		13186	837:28:47	567:49:43	567.83	40%	\$1,050.48	DODGE RAM 250C	Regular Unleaded	

# Idle Cost Previous 364.999988425901 Days Report

## Jefferson Parish Water Department

Date	
From	Jan 01, 2017
To	Dec 31, 2017
Days	365

2017 Average Unleaded Fuel	\$1.85
Total Idle Cost	\$61,716.03
Average Idle Cost	\$636.25

2017 Average Diesel	\$1.95
Total Idle Cost	\$15,077.19
Average Idle Cost	\$655.53

2017 Total Idle Cost	
Total Idle Cost	\$76,793.22

Distance Unit	Miles
---------------	-------

Above AVG Vehicles	42
Below AVG Vehicles	55

Above AVG Vehicles	11
Below AVG Vehicles	12

Information Provided by Fleet

Vehicle Num	Vehicle Name	Group Name	Distance	Driving Duration	Idling Duration	Time Number	Idling Percentage	Cost	Vehicle	Fuel	Out of Service
8457	Engineering Inspector P	Engineering Inspector III	9515	448:36:16	1311:32:21	1311.54	75%	\$2,426.35	DODGE RAM-150C	Regular Unleaded	
8461	Utility Billing WB Ram 2	WS Inspector II pick-ups	16485	1041:28:45	408:44:01	408.73	28%	\$756.16	DODGE RAM 250C	Regular Unleaded	
8463	EBOM Crew Truck	EBOM Supt. 1A Crew Tru	9531	576:36:55	746:34:19	746.57	56%	\$1,381.16	FORD E450 CREW	Regular Unleaded	
8465	EBOM Crew Truck	EBOM Supt. 1A Crew Tru	8313	562:39:18	412:08:34	412.14	42%	\$762.46	FORD E450 CREW	Regular Unleaded	
8466	EBOM Pick-Up	EBOM Supt. 1A pick-ups	12477	688:46:15	565:50:58	565.85	45%	\$1,046.82	DODGE RAM-150C	Regular Unleaded	
8467	Utility Billing EB Dodge	WS Inspector II TS	12695	967:09:27	491:00:17	491.00	34%	\$908.36	DODGE RAM 250C	Regular Unleaded	
8468	WBOM 2 Yard Dump Tr	Dump Trucks	10931	529:54:02	714:55:48	714.93	57%	\$1,322.62	DODGE RAM-450C	Regular Unleaded	
8473	Utility Billing EB Dodge	WS Inspector III	12237	709:45:39	258:32:37	258.54	27%	\$478.31	DODGE RAM 250C	Regular Unleaded	
8479	EBOM 2 yard dump truc	EBOM Supt. 1A Dump Tr	9927	553:30:39	701:28:37	701.48	56%	\$1,297.73	DODGE RAM-450C	Regular Unleaded	
8481	EBOM Crew Truck	EBOM Supt. 1A Crew Tru	8983	523:40:42	484:25:39	484.43	48%	\$896.19	FORD E450 CREW	Regular Unleaded	
8484	EBOM Supt. 1 p/u truck	EBOM	11915	564:58:25	228:32:34	228.54	29%	\$422.80	DODGE RAM 250C	Regular Unleaded	
8486	Utility Billing EB Dodge	WS Inspector II TS	9432	807:13:21	421:39:22	421.66	34%	\$780.06	DODGE RAM 250C	Regular Unleaded	
8487	Utility Billing EB pick-up	WS Inspector II TS	6545	614:21:38	439:30:47	439.51	42%	\$813.10	DODGE RAM 250C	Regular Unleaded	
8488	East Bank Plant Ford Ex	Superintendents	3710	239:58:42	126:22:09	126.37	34%	\$233.78	FORD EXPLORER	Regular Unleaded	
8490	Water Quality Lab Ford	Water Quality Lab	2678	118:38:24	35:54:55	35.92	23%	\$66.44	FORD EXPLORER	Regular Unleaded	
8794	WBOM Crew Truck	WBOM CREW TRUCKS	7238	370:10:03	456:05:21	456.09	55%	\$843.76	#N/A	Regular Unleaded	
8811	Utility Bill. W.B. P/U Prin	WS Inspector II pick-ups	12745	800:33:51	531:29:41	531.49	40%	\$983.27	FORD F-250 PICKL	Regular Unleaded	
8815	Utility Bill. W.B. P/U Prin	WS Inspector II pick-ups	14248	848:33:23	441:18:10	441.30	34%	\$816.41	FORD F-250 PICKL	Regular Unleaded	
8816	WBOM Pick-up truck	Inspector Pick-Up Trucks	1801	84:22:56	59:15:46	59.26	41%	\$109.64	#N/A	Regular Unleaded	
8819	Utility Billing West Bank	WS Inspector II pick-ups	3224	172:55:38	233:26:30	233.44	57%	\$431.87	FORD F-250 PICKL	Regular Unleaded	
8820	WBOM pick-up truck	WBOM	1374	78:25:21	83:31:06	83.52	52%	\$154.51	FORD F-250 PICKL	Regular Unleaded	
8821	Utility Billing WB Ford E	WS Inspector III MR	11143	1012:25:17	264:48:35	264.81	21%	\$489.90	FORD E-350 VAN	Regular Unleaded	
8822	WBOM Crew Truck	WBOM CREW TRUCKS	9055	423:05:14	894:50:13	894.84	68%	\$1,655.45	FORD E450 CREW	Regular Unleaded	
8825	WBOM Pick-up truck	Inspector Pick-Up Trucks	4451	172:47:51	72:36:44	72.61	30%	\$134.33	FORD F-150 PICKL	Regular Unleaded	
8826	Utility Bill. W.B. P/U Prin	WS Inspector II pick-ups	16967	1030:22:21	380:51:29	380.86	27%	\$704.59	FORD F-250 PICKL	Regular Unleaded	
8827	Grand Isle Pick-Up	WBOM	6187	263:40:41	131:23:59	131.40	33%	\$243.09	FORD F-250 PICKL	Regular Unleaded	
8828	EBOM F-250 Pick-Up	EBOM Supt. 1A pick-ups	10298	632:52:38	427:13:38	427.23	40%	\$790.37	FORD F-250 PICKL	Regular Unleaded	
8829	West Bank Plant pick-up	WB Plant Maint. Supt.	1873	96:40:40	8:50:51	8.85	8%	\$16.37	FORD F-250 PICKL	Regular Unleaded	
8840	WBOM Crew Truck	WBOM CREW TRUCKS	12095	590:24:06	1559:25:54	1559.43	73%	\$2,884.95	FORD E450 CREW	Regular Unleaded	
8856	EBOM Dodge Durango	Superintendents	12572	609:06:28	180:16:59	180.28	23%	\$333.52	DODGE DURANGC	Regular Unleaded	
8857	West Bank Plant Dodge	Superintendents	6330	235:07:01	12:48:53	12.81	5%	\$23.71	DODGE DURANGC	Regular Unleaded	
8858	WBOM Dodge Durango	Superintendents	17567	662:31:52	392:18:45	392.31	37%	\$725.78	DODGE DURANGC	Regular Unleaded	
8859	Utility Bill. WB Dodge R:	WS Inspector II pick-ups	14931	1071:55:11	277:01:57	277.03	21%	\$512.51	DODGE RAM 250C	Regular Unleaded	
8860	Utility Bill. WB Dodge R:	WS Inspector II pick-ups	6360	421:33:22	214:53:57	214.90	34%	\$397.56	DODGE RAM 250C	Regular Unleaded	
8861	Utility Bill. WB Pick-up	RWS Inspector Supervisor	5763	308:31:09	104:03:28	104.06	25%	\$192.51	DODGE RAM 250C	Regular Unleaded	
8863	West Bank Plant Pick-Up	WB Plant Maint. Supt.	28479	774:30:54	103:07:57	103.13	12%	\$190.80	DODGE RAM 250C	Regular Unleaded	

# Idle Cost Previous 364.999988425901 Days Report

## Jefferson Parish Water Department

Date	
From	Jan 01, 2017
To	Dec 31, 2017
Days	365

Distance Unit	Miles
---------------	-------

2017 Average Unleaded Fuel	\$1.85
Total Idle Cost	\$61,716.03
Average Idle Cost	\$636.25

Above AVG Vehicles	42
Below AVG Vehicles	55

2017 Average Diesel	\$1.95
Total Idle Cost	\$15,077.19
Average Idle Cost	\$655.53

Above AVG Vehicles	11
Below AVG Vehicles	12

2017 Total Idle Cost	
Total Idle Cost	\$76,793.22

Information Provided by Fleet

Vehicle Num	Vehicle Name	GroupName	Distance	Driving Duration	Idling Duration	Time Number	Idling Percentage	Cost	Vehicle	Fuel	Out of Service
8868	WBOM Pick-up	Inspector Pick-Up Trucks	18659	804:28:20	375:54:46	375.91	32%	\$695.44	DODGE RAM-150C	Regular Unleaded	
8874	PW Project Coordinator	PW Project Coordinator	13490	615:56:18	1397:48:59	1397.82	69%	\$2,585.96	DODGE RAM-150C	Regular Unleaded	
8875	WBOM Crew Truck	WBOM CREW TRUCKS	8074	462:46:24	863:57:09	863.95	65%	\$1,598.31	FORD E450 CREW	Regular Unleaded	
8879	WBOM Crew Truck	WBOM CREW TRUCKS	8721	441:49:31	920:22:23	920.37	68%	\$1,702.69	FORD E450SD CRE	Regular Unleaded	
8882	Grand Isle Ford F450	Superintendents	6402	262:10:28	130:44:20	130.74	33%	\$241.87	FORD F-450	Regular Unleaded	
8883	Utility Billing WB Dodge	WS Inspector II pick-ups	10140	657:36:33	275:12:06	275.20	30%	\$509.12	DODGE RAM 250C	Regular Unleaded	
8884	West Bank Plant pick-up	WB Plant Maint. Supt.	6714	175:45:09	26:44:40	26.74	13%	\$49.48	DODGE RAM 250C	Regular Unleaded	
8885	Utility Billing WB pick-up	WS Inspector II pick-ups	9764	772:22:20	239:49:41	239.83	24%	\$443.68	DODGE RAM 250C	Regular Unleaded	
8886	Utility Billing EB pick-up	WS Inspector II TS	7755	619:25:46	544:36:21	544.61	47%	\$1,007.52	DODGE RAM 250C	Regular Unleaded	
8357	Device deactivated. For	Water Quality Lab	1618	68:39:41	14:07:40	14.13	17%	\$26.14	#N/A	Regular Unleaded	
8009	Device deactivated. For	Water Quality Lab	1669	85:13:32	18:27:13	18.45	18%	\$34.14	#N/A	Regular Unleaded	
8805	defective device remove	Utility Billing West Bank	3268	193:08:36	64:54:19	64.91	25%	\$120.07	#N/A	Regular Unleaded	



# Idle Cost Previous 364.999988425901 Days Report

## Jefferson Parish Water Department

Date	
From	Jan 01, 2018
To	Dec 31, 2018
Days	365

Distance Unit	Miles
---------------	-------

2018 Average Unleaded Fuel Price	\$2.11
Total Idle Cost	\$86,108.86
Average Idle Cost	\$678.02

Above AVG Vehicles	53
Below AVG Vehicles	74

2018 Average Diesel Fuel Price	\$2.39
Total Idle Cost	\$22,043.15
Average Idle Cost	\$711.07

Above AVG Vehicles	15
Below AVG Vehicles	16

2018 Total Idle Cost	
Total Idle Cost	\$108,152.01

Information Provided by Fleet

Vehicle Numb	Vehicle Name	GroupName	Distance	Driving Duration	Idling Duration	Time Number	Idling Percentage	Cost	Vehicle	Fuel	Out of Service
8010	EBOM Ford F-250	EBOM Supt. 1A pick-ups	841	66:05:10	43:19:56	43.33	40%	\$103.56	CASE BACKHOE	Diesel	
8073	EBOM Crew Truck	EBOM Supt. 1A Crew Tru	7264	439:36:27	886:32:41	886.54	67%	\$2,118.84	FREIGHTLIN M210	Diesel	
8111	EBOM Dump Truck	EBOM Supt. 1A Dump Tr	496	30:44:01	9:03:45	9.06	23%	\$21.66	#N/A	Diesel	
8111	H EBOM 10 Yard Dump Tru	EBOM Supt. 1A Dump Tr	4384	255:16:44	105:54:17	105.90	29%	\$253.11	#N/A	Diesel	
8114	EBOM Dump Truck	EBOM Supt. 1A Dump Tr	467	28:47:40	6:33:13	6.55	19%	\$15.66	FREIGHTLIN M210	Diesel	
8114	H EBOM 10 YARD DUMP TRU	EBOM Supt. 1A Dump Tr	5287	344:29:28	146:50:11	146.84	30%	\$350.94	FREIGHTLIN M210	Diesel	
8115	EBOM 10 Yard Dump Truck	EBOM Supt. 1A Dump Tr	6259	392:48:40	469:40:29	469.67	54%	\$1,122.52	FREIGHTLIN M210	Diesel	
8118	WBOM Dump Truck	Dump Trucks	5111	293:15:46	384:33:09	384.55	57%	\$919.08	FORD F-750 5YD C	Diesel	
8118	WBOM Dump Truck	Dump Trucks	1430	78:32:02	71:07:19	71.12	48%	\$169.98	FORD F-750 5YD C	Diesel	
8309	WBOM Dump Truck	Dump Trucks	9107	465:58:01	355:18:40	355.31	43%	\$849.19	FORD FL70 DUMP	Diesel	
8387	EBOM F-750 Dump Truck	EBOM Supt. 1A Dump Tr	1763	60:12:54	28:00:21	28.01	32%	\$66.93	FORD F-750 5YD C	Diesel	
8387	Grand Isle Dump Truck	Grand Isle	11	0:48:30	0:15:15	0.25	24%	\$0.61	FORD F-750 5YD C	Diesel	
8440	WBOM Dump Truck	Dump Trucks	5590	302:09:32	394:09:49	394.16	57%	\$942.05	INTERNATIO F-75	Diesel	
8444	EBOM Dump Truck	EBOM Supt. 1A Dump Tr	4217	304:57:41	282:29:03	282.48	48%	\$675.14	INTERNATIO 4300	Diesel	
8444	EBOM Dump Truck	EBOM Supt. 1A Dump Tr	466	32:18:32	42:37:13	42.62	57%	\$101.86	INTERNATIO 4300	Diesel	
8455	EBOM Dump Truck	EBOM Supt. 1A Dump Tr	6062	375:22:15	430:15:41	430.26	53%	\$1,028.32	INTERNATIO 4300	Diesel	
8474	EBOM 6/8 Yd. Dump Truck	EBOM Supt. 1A Dump Tr	7736	429:59:04	550:06:14	550.10	56%	\$1,314.75	INTERNATIO 4300	Diesel	
8475	EBOM 6/8 Yd. Dump Truck	EBOM Supt. 1A Dump Tr	5024	338:24:31	228:09:46	228.16	40%	\$545.31	INTERNATIO 4300	Diesel	
8496	EBOM dump truck	EBOM Supt. 1A Dump Tr	7370	474:52:54	380:03:13	380.05	44%	\$908.33	FORD F-750 5YD C	Diesel	
8793	WBOM Dump Truck	Dump Trucks	1757	87:29:36	107:30:41	107.51	55%	\$256.95	STERLING ACTERR	Diesel	
8793	WBOM Dump Truck	Dump Trucks	4366	232:34:01	306:36:03	306.60	57%	\$732.78	STERLING ACTERR	Diesel	
8795	WBOM Crew Truck	WBOM CREW TRUCKS	1318	68:55:07	199:04:19	199.07	74%	\$475.78	FORD F-650 CREW	Diesel	
8795	WBOM Crew Truck	WBOM CREW TRUCKS	5959	319:09:08	719:11:39	719.19	69%	\$1,718.87	FORD F-650 CREW	Diesel	
8802	WBOM Crew Truck	WBOM CREW TRUCKS	572	29:53:21	93:56:43	93.95	76%	\$224.53	FORD F-650 CREW	Diesel	
8802	WBOM Crew Truck Ford F650	WBOM CREW TRUCKS	3331	168:17:55	492:49:24	492.82	75%	\$1,177.85	FORD F-650 CREW	Diesel	
8803	WBOM Crew Truck	WBOM CREW TRUCKS	1239	67:06:58	143:41:03	143.68	68%	\$343.41	FORD F-650 CREW	Diesel	
8803	WBOM Crew Truck	WBOM CREW TRUCKS	5642	301:06:59	730:38:41	730.64	71%	\$1,746.24	FORD F-650 CREW	Diesel	
8830	WBOM Dump Truck	Dump Trucks	477	27:15:31	26:22:03	26.37	49%	\$63.02	FORD F-7506YDDI	Diesel	
8831	WBOM Dump Truck	Dump Trucks	5226	268:10:17	417:11:39	417.19	61%	\$997.09	FORD F-7506YDDI	Diesel	
8862	WBOM Dump Truck	Dump Trucks	6682	335:08:37	526:33:28	526.56	61%	\$1,258.47	INT 7400 10YD DL	Diesel	
8890	WBOM dump truck	Dump Trucks	8107	386:25:05	644:28:32	644.48	63%	\$1,540.30	FORD F-750 5YD C	Diesel	
5353	Utility Billing EB Ford E-350	WS Inspector II MR	7087	576:20:31	320:23:14	320.39	36%	\$676.02	FORD E-350 VAN	Regular Unleaded	
8001	East Bank Plant pick-up truck	Plant Maintenance Super	1600	147:32:27	47:57:32	47.96	25%	\$101.19	FORD F-150 PICKL	Regular Unleaded	
8006	WBOM Ford F150 Pick Up Tr	Inspector Pick-Up Trucks	7759	359:49:27	556:52:24	556.87	61%	\$1,175.00	FORD F-150 PICKL	Regular Unleaded	
8008	Water Quality Lab Ford F150	Water Quality Lab	2154	106:24:29	70:23:17	70.39	40%	\$148.52	FORD F-150 PICKL	Regular Unleaded	
8029	West Bank Plant pick-up truc	WB Plant Maint. Supt.	8120	245:59:06	33:04:41	33.08	12%	\$69.79	FORD F-150 PICKL	Regular Unleaded	
8048	H Water Quality Lab Ford F150	Water Quality Lab	9400	299:49:28	52:01:15	52.02	15%	\$109.76	FORD F-150 PICKL	Regular Unleaded	
8051	Utility Billing EB Dodge Ram	WS Inspector II TS	6115	488:56:15	384:17:11	384.29	44%	\$810.84	DODGE RAM 2500	Regular Unleaded	

# Idle Cost Previous 364.999988425901 Days Report

## Jefferson Parish Water Department

Date	
From	Jan 01, 2018
To	Dec 31, 2018
Days	365

Distance Unit	Miles
---------------	-------

2018 Average Unleaded Fuel Price	\$2.11
Total Idle Cost	\$86,108.86
Average Idle Cost	\$678.02

Above AVG Vehicles	53
Below AVG Vehicles	74

2018 Average Diesel Fuel Price	\$2.39
Total Idle Cost	\$22,043.15
Average Idle Cost	\$711.07

Above AVG Vehicles	15
Below AVG Vehicles	16

2018 Total Idle Cost	
Total Idle Cost	\$108,152.01

Information Provided by Fleet

Vehicle Numb	Vehicle Name	GroupName	Distance	Driving Duration	Idling Duration	Time Number	Idling Percentage	Cost	Vehicle	Fuel	Out of Service
8060	East Bank Plant pick-up truck	Plant Maintenance Super	945	111:20:48	144:56:51	144.95	57%	\$305.84	FORD F-150 PICKL	Regular Unleaded	
8074	EBOM Crew Truck	EBOM Supt. 1A Crew Tru	665	39:24:15	90:28:24	90.47	70%	\$190.90	FORD E450 CREW	Regular Unleaded	
8074	H EBOM Crew Truck	EBOM Supt. 1A Crew Tru	5998	369:28:26	751:47:49	751.80	67%	\$1,586.29	FORD E450 CREW	Regular Unleaded	
8076	East Bank Plant Pick-Up Truc	East Bank Plant	73	14:31:58	12:23:19	12.39	46%	\$26.14	#N/A	Regular Unleaded	
8081	EBOM pick-up truck	EBOM Supt. 1A pick-ups	10505	549:37:47	419:21:17	419.35	43%	\$884.84	#N/A	Regular Unleaded	
8093	Utility Billing EB Ford F-250 F	WS Inspector II TS	6978	569:18:38	612:19:10	612.32	52%	\$1,291.99	FORD F-250 PICKL	Regular Unleaded	
8094	Utility Billing EB Ford F-250 F	WS Inspector II TS	5436	428:02:58	337:00:17	337.00	44%	\$711.08	FORD F-250 PICKL	Regular Unleaded	
8095	Utility Billing EB Ford F-250 F	WS Inspector II TS	686	42:44:45	11:04:26	11.07	21%	\$23.37	#N/A	Regular Unleaded	
8124	Utility Billing EB Ford F-250 F	WS Inspector II TS	14922	590:20:02	146:46:17	146.77	20%	\$309.69	FORD F-250 PICKL	Regular Unleaded	
8129	Utility Billing EB Ford F-250 F	WS Inspector II TS	7060	517:45:55	193:06:42	193.11	27%	\$407.47	FORD F-250 PICKL	Regular Unleaded	
8164	WBOM Pick-Up	Inspector Pick-Up Trucks	2853	136:34:09	171:26:52	171.45	56%	\$361.75	#N/A	Regular Unleaded	
8193	EBOM Crew Truck	EBOM Supt. 1A Crew Tru	110	6:37:11	11:02:40	11.04	63%	\$23.30	FORD E450 CREW	Regular Unleaded	
8193	EBOM Crew Truck	EBOM Supt. 1A Crew Tru	7826	502:18:23	1120:41:31	1120.69	69%	\$2,364.66	FORD E450 CREW	Regular Unleaded	
8205	EBOM F-250 Pick-Up	EBOM Supt. 1A pick-ups	10920	675:13:03	447:44:07	447.74	40%	\$944.72	FORD F-250 PICKL	Regular Unleaded	
8205	EBOM pick-up truck	EBOM Supt. 1A pick-ups	717	43:29:14	36:43:32	36.73	46%	\$77.49	FORD F-250 PICKL	Regular Unleaded	
8221	Utility Billing WB Ford E-350	WS Inspector III MR	2884	281:18:34	101:46:18	101.77	27%	\$214.74	#N/A	Regular Unleaded	
8234	Utility Billing WB pick-up truc	WS Inspector II pick-ups	3316	268:56:25	134:06:38	134.11	33%	\$282.97	DODGE RAM 2500	Regular Unleaded	
8238	Utility Billing EB Ford F-250 F	WS Inspector II TS	5815	570:15:07	671:32:23	671.54	54%	\$1,416.95	FORD F-250 PICKL	Regular Unleaded	
8239	Utility Billing EB Ford F-250 F	WS Inspector II TS	11502	921:46:05	415:00:50	415.01	31%	\$875.68	FORD F-250 PICKL	Regular Unleaded	
8248	West Bank Plant pick-up truc	WB Plant Maint. Supt.	10545	292:20:33	12:24:22	12.41	4%	\$26.18	FORD F-150 PICKL	Regular Unleaded	
8250	East Bank Plant pick-up truck	East Bank Plant	1669	130:17:52	73:52:17	73.87	36%	\$155.87	FORD F-150 PICKL	Regular Unleaded	
8253	Water Quality Lab Ford Explc	Water Quality Lab	10876	556:28:22	159:56:49	159.95	22%	\$337.49	FORD EXPLORER	Regular Unleaded	
8254	Water Quality Lab Ford Explc	Water Quality Lab	10593	530:30:26	141:54:46	141.91	21%	\$299.44	FORD EXPLORER	Regular Unleaded	
8255	EBOM Pick-up		9862	532:56:55	323:55:27	323.92	38%	\$683.48	FORD F-250 PICKL	Regular Unleaded	
8260	Utility Billing WB Explorer	Utility Billing West Bank	11004	341:58:14	61:18:31	61.31	15%	\$129.36	FORD EXPLORER	Regular Unleaded	
8266	EBOM Crew Truck	EBOM Supt. 1A Crew Tru	377	26:06:33	41:16:29	41.27	61%	\$87.09	#N/A	Regular Unleaded	
8289	East Bank Plant Pick-Up Truc	East Bank Plant	887	155:41:51	242:45:10	242.75	61%	\$512.21	FORD F-250 PICKL	Regular Unleaded	
8301	EBOM CREW TRUCK	EBOM Supt. 1A Crew Tru	645	35:22:22	102:39:23	102.66	74%	\$216.60	#N/A	Regular Unleaded	
8314	Utility Billing EB Van	WS Inspector II MR	6904	568:02:20	267:10:53	267.18	32%	\$563.75	FORD E-350 VAN	Regular Unleaded	
8350	EBOM CREW TRUCK	EBOM Supt. 1A Crew Tru	4330	287:03:13	655:46:54	655.78	70%	\$1,383.70	FORD E450 CREW	Regular Unleaded	
8350	EBOM Crew Truck	EBOM Supt. 1A Crew Tru	638	41:47:08	66:10:38	66.18	61%	\$139.63	FORD E450 CREW	Regular Unleaded	
8351	EBOM Crew Truck	EBOM Supt. 1A Crew Tru	1383	80:48:28	84:59:55	85.00	51%	\$179.35	FORD E450 CREW	Regular Unleaded	
8351	EBOM Crew Truck	EBOM Supt. 1A Crew Tru	7781	467:03:37	481:43:09	481.72	51%	\$1,016.43	FORD E450 CREW	Regular Unleaded	
8353	EBOM Ford F-250 Pick-Up Tr	EBOM Supt. 1A pick-ups	17228	1024:47:06	286:42:15	286.70	22%	\$604.95	FORD F-250 PICKL	Regular Unleaded	
8355	Utility Billing EB F-250 Pick-U	WS Inspector II TS	8044	757:40:00	500:34:11	500.57	40%	\$1,056.20	FORD F-250 PICKL	Regular Unleaded	
8356	Utility Billing EB Ford F-250 F	WS Inspector II TS	9725	673:27:24	714:14:19	714.24	51%	\$1,507.04	FORD F-250 PICKL	Regular Unleaded	
8361	East Bank Plant Ford F-250	East Bank Plant	1151	137:57:10	205:07:22	205.12	60%	\$432.81	FORD F-250 PICKL	Regular Unleaded	
8376	Utility Billing East Bank Explo	WS Inspector Supervisor	3802	193:27:29	52:30:05	52.50	21%	\$110.78	#N/A	Regular Unleaded	



# Idle Cost Previous 364.999988425901 Days Report

## Jefferson Parish Water Department

Date	
From	Jan 01, 2018
To	Dec 31, 2018
Days	365

Distance Unit	Miles
---------------	-------

2018 Average Unleaded Fuel Price	\$2.11
Total Idle Cost	\$86,108.86
Average Idle Cost	\$678.02

Above AVG Vehicles	53
Below AVG Vehicles	74

2018 Average Diesel Fuel Price	\$2.39
Total Idle Cost	\$22,043.15
Average Idle Cost	\$711.07

Above AVG Vehicles	15
Below AVG Vehicles	16

2018 Total Idle Cost	
Total Idle Cost	\$108,152.01

Information Provided by Fleet

Vehicle Numb	Vehicle Name	Group Name	Distance	Driving Duration	Idling Duration	Time Number	Idling Percentage	Cost	Vehicle	Fuel	Out of Service
8392	Utility Billing EB Ford E-350 V	WS Inspector II MR	1185	87:54:02	33:27:28	33.46	28%	\$70.60	#N/A	Regular Unleaded	
8404	Utility Billing EB Ford F-250 F	WS Inspector II TS	10260	746:17:39	566:52:18	566.87	43%	\$1,196.10	FORD F-250 PICKL	Regular Unleaded	
8436	Water Quality Lab Ford Escap	Water Quality Lab	16670	744:34:57	204:58:30	204.98	22%	\$432.50	FORD ESCAPE	Regular Unleaded	
8439	Utility Billing EB Dodge Ram	WS Inspector II TS	9630	721:53:34	530:09:58	530.17	42%	\$1,118.65	DODGE RAM 2500	Regular Unleaded	
8441	WBOM Dodge Ram Pick-Up	Inspector Pick-Up Trucks	4631	240:06:48	245:11:19	245.19	51%	\$517.35	DODGE RAM 2500	Regular Unleaded	
8442	East Bank Plant Pick-up truck	East Bank Plant, WB Plant	3986	246:19:50	347:37:48	347.63	59%	\$733.50	DODGE RAM 2500	Regular Unleaded	
8443	EBOM Dodge Ram Pick-Up	EBOM Supt. 1A pick-ups	7095	402:33:27	592:09:13	592.15	60%	\$1,249.44	DODGE RAM 2500	Regular Unleaded	
8443	EBOM valve truck (pick-up)	EBOM Supt. 1A pick-ups	553	33:11:18	25:50:15	25.84	44%	\$54.52	DODGE RAM 2500	Regular Unleaded	
8449	Water Quality Lab Durango	Water Quality Lab	12733	373:46:08	59:23:31	59.39	14%	\$125.32	DODGE DURANGC	Regular Unleaded	
8454	Utility Billing EB Dodge Ram	WS Inspector II TS	11035	863:46:47	426:33:18	426.56	33%	\$900.03	DODGE RAM 2500	Regular Unleaded	
8457	Engineering Inspector Pick-U	Engineering Inspector III	11484	527:40:14	1513:03:18	1513.06	74%	\$3,192.55	DODGE RAM-150C	Regular Unleaded	
8461	Utility Billing WB Ram 2500	WS Inspector II pick-ups	14010	923:16:08	366:19:47	366.33	28%	\$772.96	DODGE RAM 2500	Regular Unleaded	
8463	EBOM Crew Truck	EBOM Supt. 1A Crew Tru	5981	353:31:03	512:38:15	512.64	59%	\$1,081.67	FORD E450 CREW	Regular Unleaded	
8463	EBOM Crew Truck	EBOM Supt. 1A Crew Tru	786	48:33:50	87:25:00	87.42	64%	\$184.45	FORD E450 CREW	Regular Unleaded	
8465	EBOM Crew Truck	EBOM Supt. 1A Crew Tru	8318	572:28:15	650:44:26	650.74	53%	\$1,373.06	FORD E450 CREW	Regular Unleaded	
8465	EBOM Crew Truck	EBOM Supt. 1A Crew Tru	435	28:29:15	28:35:58	28.60	50%	\$60.34	FORD E450 CREW	Regular Unleaded	
8466	EBOM Pick-Up	EBOM Supt. 1A pick-ups	13362	735:52:51	638:41:32	638.69	46%	\$1,347.64	DODGE RAM-150C	Regular Unleaded	
8466	EBOM pick-up truck	EBOM Supt. 1A pick-ups	1810	97:02:02	78:21:57	78.37	45%	\$165.35	DODGE RAM-150C	Regular Unleaded	
8467	Utility Billing EB Dodge Ram	WS Inspector II TS	12681	933:26:52	466:04:18	466.07	33%	\$983.41	DODGE RAM 2500	Regular Unleaded	
8468	WBOM 2 Yard Dump Truck	Dump Trucks	10166	498:00:33	693:45:59	693.77	58%	\$1,463.85	DODGE RAM-450C	Regular Unleaded	
8468	WBOM 2 yard dump truck	Dump Trucks	2018	99:53:04	130:47:44	130.80	57%	\$275.98	DODGE RAM-450C	Regular Unleaded	
8473	Utility Billing EB Dodge Ram	WS Inspector III	12157	715:30:23	288:08:09	288.14	29%	\$607.97	DODGE RAM 2500	Regular Unleaded	
8479	EBOM 2 yard dump truck	EBOM Supt. 1A Dump Tr	8463	480:15:43	765:02:32	765.04	61%	\$1,614.24	DODGE RAM-450C	Regular Unleaded	
8481	EBOM Crew Truck	EBOM Supt. 1A Crew Tru	10315	608:52:32	761:26:51	761.45	56%	\$1,606.65	FORD E450 CREW	Regular Unleaded	
8484	EBOM Supt. I p/u truck B. Tui	EBOM	16674	833:10:39	384:42:22	384.71	32%	\$811.73	DODGE RAM 2500	Regular Unleaded	
8486	UBEB Pick-up truck	WS Inspector II TS	103	5:27:38	1:43:15	1.72	24%	\$3.63	DODGE RAM 2500	Regular Unleaded	
8486	Utility Billing EB Dodge pick-	WS Inspector II TS	10026	837:58:55	457:16:43	457.28	35%	\$964.86	DODGE RAM 2500	Regular Unleaded	
8487	Utility Billing EB pick-up H	WS Inspector II TS	7230	737:35:18	598:19:10	598.32	45%	\$1,262.45	DODGE RAM 2500	Regular Unleaded	
8488	East Bank Plant Ford Explorer	Superintendents	4973	317:16:29	168:41:34	168.69	35%	\$355.94	FORD EXPLORER	Regular Unleaded	
8490	Water Quality Lab Ford Explc	Water Quality Lab	5415	257:25:24	112:44:47	112.75	30%	\$237.89	FORD EXPLORER	Regular Unleaded	
8498	East Bank Plant pick-up truck	East Bank Plant	3820	241:51:18	162:54:58	162.92	40%	\$343.75	DODGE RAM-150C	Regular Unleaded	
8504	Water Quality Lab SUV	Superintendents, Chemis	1547	70:16:51	14:47:57	14.80	17%	\$31.23	CHEVY TRAVERSE	Regular Unleaded	
8513	EBOM Crew Truck	EBOM Supt. 1A Crew Tru	874	47:59:38	100:07:20	100.12	68%	\$211.26	FORD E450 CREW	Regular Unleaded	
8513	EBOM Crew Truck	EBOM Supt. 1A Crew Tru	6630	366:10:15	912:00:42	912.01	71%	\$1,924.34	FORD E450 CREW	Regular Unleaded	
8514	UBEB Cargo Van	Utility Billing EB Vans	1015	53:58:07	3:08:02	3.13	5%	\$6.61	FORD T150-VAN	Regular Unleaded	
8517	EBOM Crew Truck	EBOM Supt. 1A Crew Tru	1094	69:44:53	124:40:01	124.67	64%	\$263.05	FORD E450 CREW	Regular Unleaded	
8517	EBOM Crew Truck	EBOM Supt. 1A Crew Tru	6479	444:12:16	963:12:11	963.20	68%	\$2,032.36	FORD E450 CREW	Regular Unleaded	
8522	EBOM pick-up valve truck	EBOM Supt. 1A pick-ups	3280	270:05:27	346:48:45	346.81	56%	\$731.77	DODGE RAM 2500	Regular Unleaded	

# Idle Cost Previous 364.999988425901 Days Report

## Jefferson Parish Water Department

Date	
From	Jan 01, 2018
To	Dec 31, 2018
Days	365

Distance Unit	Miles
---------------	-------

2018 Average Unleaded Fuel Price	\$2.11
Total Idle Cost	\$86,108.86
Average Idle Cost	\$678.02

Above AVG Vehicles	53
Below AVG Vehicles	74

2018 Average Diesel Fuel Price	\$2.39
Total Idle Cost	\$22,043.15
Average Idle Cost	\$711.07

Above AVG Vehicles	15
Below AVG Vehicles	16

2018 Total Idle Cost	
Total Idle Cost	\$108,152.01

Information Provided by Fleet

Vehicle Numb	Vehicle Name	GroupName	Distance	Driving Duration	Idling Duration	Time Number	Idling Percentage	Cost	Vehicle	Fuel	Out of Service
8523	UBEB Dodge Ram 2500 pick-	WS Inspector II TS	6799	424:56:58	86:59:32	86.99	17%	\$183.55	DODGE RAM 2500	Regular Unleaded	
8523	UBEB Dodge Ram pick-up tr	WS Inspector II TS	4641	284:47:14	53:12:52	53.21	16%	\$112.28	DODGE RAM 2500	Regular Unleaded	
8526	Utility Billing East Bank SUV	WS Inspector Supervisor	5547	265:43:10	126:49:48	126.83	32%	\$267.61	CHEVY TRAVERSE	Regular Unleaded	
8794	WBOM Crew Truck	WBOM CREW TRUCKS	589	32:30:18	53:45:24	53.76	62%	\$113.43	#N/A	Regular Unleaded	
8811	Utility Bill. W.B. P/U Primary-I	WS Inspector II pick-ups	12273	842:13:56	543:59:34	543.99	39%	\$1,147.82	FORD F-250 PICKL	Regular Unleaded	
8815	Utility Bill. W.B. P/U Primary-I	WS Inspector II pick-ups	7986	578:34:52	322:12:35	322.21	36%	\$679.86	FORD F-250 PICKL	Regular Unleaded	
8816	WBOM Pick-up truck	Inspector Pick-Up Trucks	1216	58:04:55	55:06:08	55.10	49%	\$116.27	#N/A	Regular Unleaded	
8819	Utility Billing West Bank pick-	WS Inspector II pick-ups	13646	674:47:10	285:32:56	285.55	30%	\$602.51	FORD F-250 PICKL	Regular Unleaded	
8820	WBOM pick-up truck	WBOM	10177	524:23:48	649:36:58	649.62	55%	\$1,370.69	FORD F-250 PICKL	Regular Unleaded	
8821	Utility Billing WB Ford E-350	WS Inspector III MR	9828	811:05:15	249:16:53	249.28	24%	\$525.98	FORD E-350 VAN	Regular Unleaded	
8822	WBOM Crew Truck	WBOM CREW TRUCKS	8731	413:15:55	980:03:46	980.06	70%	\$2,067.93	FORD E450 CREW	Regular Unleaded	
8822	WBOM Crew Truck	WBOM CREW TRUCKS	1942	99:05:30	269:08:07	269.14	73%	\$567.88	FORD E450 CREW	Regular Unleaded	
8825	WBOM Pick-up truck	Inspector Pick-Up Trucks	14500	636:43:27	417:28:23	417.47	40%	\$880.87	FORD F-150 PICKL	Regular Unleaded	
8826	Utility Bill. W.B. P/U Primary-I	WS Inspector II pick-ups	5943	424:10:42	241:29:27	241.49	36%	\$509.55	FORD F-250 PICKL	Regular Unleaded	
8827	Grand Isle Pick-Up	WBOM	4568	148:34:42	45:13:48	45.23	23%	\$95.44	FORD F-250 PICKL	Regular Unleaded	
8828	EBOM F-250 Pick-Up	EBOM Supt. 1A pick-ups	10369	667:33:55	462:02:50	462.05	41%	\$974.92	FORD F-250 PICKL	Regular Unleaded	
8828	EBOM pick-up truck	EBOM Supt. 1A pick-ups	1299	84:19:32	47:42:57	47.72	36%	\$100.68	FORD F-250 PICKL	Regular Unleaded	
8829	West Bank Plant pick-up truc	WB Plant Maint. Supt.	8099	294:46:39	39:30:11	39.50	12%	\$83.35	FORD F-250 PICKL	Regular Unleaded	
8840	WBOM Crew Truck	WBOM CREW TRUCKS	233	13:01:39	42:14:59	42.25	76%	\$89.15	FORD E450 CREW	Regular Unleaded	
8840	WBOM Crew Truck	WBOM CREW TRUCKS	9164	485:35:02	1264:52:15	1264.87	72%	\$2,668.88	FORD E450 CREW	Regular Unleaded	
8856	EBOM Dodge Durango	Superintendents	15158	706:28:05	204:14:19	204.24	22%	\$430.94	DODGE DURANGC	Regular Unleaded	
8857	West Bank Plant Dodge Dura	Superintendents	6753	266:56:22	12:19:03	12.32	4%	\$25.99	DODGE DURANGC	Regular Unleaded	
8858	WBOM Dodge Durango	Superintendents	14868	580:04:31	332:30:49	332.51	36%	\$701.60	DODGE DURANGC	Regular Unleaded	
8859	Utility Bill. WB Dodge Ram 2!	WS Inspector II pick-ups	14283	1016:48:06	282:28:11	282.47	22%	\$596.01	DODGE RAM 2500	Regular Unleaded	
8860	Utility Bill. WB Dodge Ram 2!	WS Inspector II pick-ups	18945	1253:42:58	571:23:31	571.39	31%	\$1,205.64	DODGE RAM 2500	Regular Unleaded	
8861	Utility Bill. WB Pick-up Ram 2	WS Inspector Supervisor	6637	388:41:58	170:21:51	170.36	30%	\$359.47	DODGE RAM 2500	Regular Unleaded	
8863	West Bank Plant Pick-Up Ran	WB Plant Maint. Supt.	28643	770:19:46	89:07:39	89.13	10%	\$188.06	DODGE RAM 2500	Regular Unleaded	
8868	WBOM Pick-up	Inspector Pick-Up Trucks	20341	853:15:25	377:44:46	377.75	31%	\$797.04	DODGE RAM-150C	Regular Unleaded	
8874	PW Project Coordinator	PW Project Coordinator a	15907	668:50:53	1525:17:51	1525.30	70%	\$3,218.38	DODGE RAM-150C	Regular Unleaded	
8875	WBOM Crew Truck	WBOM CREW TRUCKS	1617	93:57:38	220:32:38	220.54	70%	\$465.35	FORD E450 CREW	Regular Unleaded	
8875	WBOM Crew Truck	WBOM CREW TRUCKS	5921	356:55:26	612:12:02	612.20	63%	\$1,291.74	FORD E450 CREW	Regular Unleaded	
8879	WBOM Crew Truck	WBOM CREW TRUCKS	7139	361:29:49	911:20:27	911.34	72%	\$1,922.93	FORD E450SD CRE	Regular Unleaded	
8879	WBOM Crew Truck	WBOM CREW TRUCKS	1302	66:43:50	159:28:53	159.48	71%	\$336.51	FORD E450SD CRE	Regular Unleaded	
8882	Grand Isle Ford F450	Superintendents	3345	151:47:35	83:28:58	83.48	35%	\$176.15	FORD F-450	Regular Unleaded	
8883	Utility Billing WB Dodge pick	WS Inspector II pick-ups	10535	713:51:59	341:21:02	341.35	32%	\$720.25	DODGE RAM 2500	Regular Unleaded	
8884	West Bank Plant pick-up serv	WB Plant Maint. Supt.	12804	370:28:57	69:14:25	69.24	16%	\$146.10	DODGE RAM 2500	Regular Unleaded	
8885	Utility Billing WB pick-up	WS Inspector II pick-ups	14871	1051:49:55	314:02:53	314.05	23%	\$662.64	DODGE RAM 2500	Regular Unleaded	
8886	Utility Billing EB pick-up	WS Inspector II TS	8749	663:30:59	482:18:06	482.30	42%	\$1,017.66	DODGE RAM 2500	Regular Unleaded	

# Idle Cost Previous 364.999988425901 Days Report

## Jefferson Parish Water Department

Date	
From	Jan 01, 2018
To	Dec 31, 2018
Days	365

Distance Unit	Miles
---------------	-------

2018 Average Unleaded Fuel Price	<b>\$2.11</b>
Total Idle Cost	\$86,108.86
Average Idle Cost	\$678.02

Above AVG Vehicles	53
Below AVG Vehicles	74

2018 Average Diesel Fuel Price	<b>\$2.39</b>
Total Idle Cost	\$22,043.15
Average Idle Cost	\$711.07

Above AVG Vehicles	15
Below AVG Vehicles	16

2018 Total Idle Cost	
Total Idle Cost	\$108,152.01

Information Provided by Fleet

Vehicle Numb	Vehicle Name	GroupName	Distance	Driving Duration	Idling Duration	Time Number	Idling Percentage	Cost	Vehicle	Fuel	Out of Service
8900	WBOM Crew Truck	WBOM CREW TRUCKS	6614	336:28:46	499:37:43	499.63	60%	\$1,054.22	FORD E450 CREW	Regular Unleaded	
8900	WBOM Crew Truck	WBOM CREW TRUCKS	434	21:01:30	26:46:49	26.78	56%	\$56.51	FORD E450 CREW	Regular Unleaded	
8901	WBOM pick-up truck	Inspector Pick-Up Trucks	9703	448:28:39	600:44:06	600.74	57%	\$1,267.55	DODGE RAM-1500	Regular Unleaded	
8903	UBWB Dodge Ram 2500	WS Inspector II pick-ups	9903	580:34:06	421:34:48	421.58	42%	\$889.53	DODGE RAM 2500	Regular Unleaded	
8904	Utility Billing West Bank pass	WS Inspector III MR	3922	351:34:17	131:23:59	131.40	27%	\$277.25	CHEVROLET VAN	Regular Unleaded	
Device missing-see comments		Dump Trucks	0	0:08:35	0:09:54	0.17	54%	\$0.35	#N/A	Regular Unleaded	

Idle Duration



Created Aug 14, 2019  
 From Jan 01, 2016  
 To Dec 31, 2018

Animal Department

Measurements km  
 Speed km/h

Vehicle	Distance	Idling > 5 mins.	Idling Duration	Trips	After Hours Trips
[REDACTED]	36696.1	1896	509h, 42m	3645	1243
3211-CR613	50687.1	2412	722h, 54m	4619	1860
3245-VC616	28025.1	1145	389h, 14m	2105	1456
3243 EXTRA	30214.1	1404	503h, 33m	2782	1166
3246-VS618	31693.3	1415	514h, 7m	3276	1076
3111-TB600	20271.0	735	214h, 34m	1559	592
3110-ME?	32323.9	1438	411h, 27m	3138	1255
10	0.0	0	0s	0	0
2	0.0	0	0s	0	0
3	0.0	0	0s	0	0
5	0.0	0	0s	0	0
			3265h, 35m		

Created Aug 14, 2019 Drainage Department

From Jan 01, 2016

To Dec 31, 2018

Measurements km

Speed km/h

Vehicle	Distance	Idling > 5 mins.	Idling Duration	Trips	After Hours Trips
9886 WB PS Lafitte F150	63848.7	6097	1735h, 16m	9523	3396
6382 EB Drainage F250	5022.1	1670	688h, 44m	2550	345
6311 EB Line Repir 5yd Dump Truck	15954.5	0	1h, 27m	2724	24
6170 EB Drainage F250	15776.2	3105	1790h, 53m	5224	922
6755 WB Drainage E450 Crew Van	21403.4	2598	1917h, 7m	3831	822
9167 EB PS Ram 1500	6212.8	387	173h, 14m	1073	133
6966 Drainage 12 yd Dump Truck	14621.8	1421	513h, 57m	2362	132
6471 WB Drainage F250	22820.0	1730	949h, 53m	3201	582
6145 EB Drainage F250	9963.3	4185	1958h, 59m	7075	1541
6110 EB Line Repair 5 yd Dump Truck	2120.3	0	14m	363	6
6030 EB Drainage line cleaning	6708.8	1561	599h, 10m	1920	62
9643 Pump Station Repair F-350	35523.8	2388	1565h, 18m	4350	285
6738 EB Crew Van	2682.3	696	365h, 12m	889	124
6188 EB Drainage Crew Van	2268.9	627	220h, 46m	901	85
6386 WB Drainage Vaccon	11122.2	2801	1191h, 0m	3534	412
9701 Pump Station Repair RAM HD 450	26482.1	1976	1035h, 3m	4986	850
6165 EB Drainage F250	13433.3	2611	1267h, 6m	3994	482
6646 5 yard Dump	1761.3	144	33h, 6m	259	28
6801 WB Drainage Crew Van 450	19925.1	2790	1325h, 32m	3593	678
6808 WB Drainage Pickup	9704.3	1257	497h, 33m	2723	373
6858 WB Drainage Sterling Vaccon	22787.3	3557	1243h, 37m	5404	551
6733 EB 5yd Dump - Canal Bank Rest	23562.7	0	2h, 1m	3179	33
9101 Pump Station Repair (Spare F-150	18614.9	1173	575h, 44m	2791	214
6624 WB Drainage Dump Truck 12yd	26205.3	1916	536h, 57m	3952	286
6265 EB DRAINAGE Dodge 1500	5292.9	339	103h, 1m	921	98
6744 EB Drainage Vaccon	15145.9	4719	1768h, 37m	6462	298
6165 EB Drainage F250	5423.5	1293	580h, 20m	1967	246
6149 EB Drainage F250	6661.0	1266	551h, 48m	2034	194
6340 EB Line Cleaning Ford Pickup	350.8	16	4h, 22m	123	3
6967 WB DRAINAGE 12 YD DUMP TRUC	12905.2	1034	304h, 23m	1729	87
6701 EB Drainage F250	8939.0	2908	936h, 21m	6012	799
9640 EB Pump Station RAM 2500	5870.6	518	349h, 6m	1052	326
6745 WB Drainage Vaccon Kenworth 20	22882.1	5027	2283h, 52m	6596	692
6939 EB Pump Stations F-250	11172.2	922	559h, 30m	2158	798
6623 EB 10yd Dump - Canal Restr	11014.1	788	215h, 5m	1975	84
6606 WB DRAINAGE	6090.0	212	64h, 28m	663	11
6698 WB F-250	12782.0	1369	888h, 32m	2150	180

Created Aug 14, 2019 Drainage Department

From Jan 01, 2016

To Dec 31, 2018

Measurements km

Speed km/h

Vehicle	Distance	Idling > 5 mins.	Idling Duration	Trips	After Hours Trips
6944 Pump Station Repair F-450	42247.7	3309	1434h, 41m	5771	706
6853 Pump Station Repair F-350	20618.8	1618	754h, 10m	3598	286
6611 WB DRAINAGE	9709.1	1260	633h, 37m	1985	121
6699 WB DRAINAGE	9347.3	1178	660h, 14m	1771	235
6727 EB 2 yd Utility Truck	6914.4	1221	472h, 55m	2029	294
9858 WB Pump Station [REDACTED]	56154.3	1922	574h, 56m	9196	1348
6805 WB Drainage Maint Truck	8650.9	1034	452h, 3m	1691	172
6075 EB Drainage F450 Utility Vehicle	16375.5	3988	1393h, 50m	5966	840
6647 WB Drainage Foreman Crew Van	3.1	5	51m	21	0
6621 WB Drainage Sterling Vaccon 200	1644.3	333	123h, 44m	423	90
6989 WB DRAINAGE TRASH TRUCK	10109.7	1472	677h, 0m	2240	283
6754 WB Drainage E450 Crew Van	20337.4	2774	1142h, 33m	5055	549
9777 Pump Station Repair F-450	9044.6	455	268h, 45m	1368	122
6390 WB Drainage 12yd Dump	21341.1	2307	894h, 57m	3875	353
9773 Pump Station Repair F-350	12049.6	904	543h, 53m	1924	315
6620 EB Drainage Vactor	13802.3	3868	1367h, 23m	5144	285
6649 WB Drainage F250	10850.1	1383	475h, 11m	2429	205
6656 Pump Station Repair F-550	52219.2	3282	1144h, 34m	7630	751
6610 WB Drainage Dodge 2500	18789.4	1747	813h, 50m	3468	778
6767 EB DRAINAGE 5 YARD DUMP	1346.6	0	9m	213	4
6340 EB Line Cleaning Ford Pickup	9597.2	141	44h, 23m	4047	120
6340 WB DRAINAGE	2562.5	260	119h, 47m	562	29
6728 EB 2yrd Dump - Line Repair	5178.6	331	104h, 40m	1646	160
6188 EB Drainage Crew Van - Line Mair	10337.5	2105	877h, 31m	4240	670
6389 EB Crew Van - Grass Cutting [REDACTED]	25077.3	4847	1821h, 40m	10382	1614
6134 Dodge 1500 EB Drainage [REDACTED]	15617.9	1284	324h, 16m	3197	390
6647 WB Drainage Foreman Crew Van	16329.9	3382	1252h, 14m	5296	735
6769 EB 2 yd Dump - Line Repair	2912.9	518	188h, 20m	920	98
6698 WB Drainage Pickup F250	20838.0	2054	945h, 59m	3720	599
6471 WB Drainage F250	6792.6	737	381h, 7m	1071	134
6786 EB Pump Station [REDACTED] F-150	56265.8	1085	433h, 13m	7867	1194
6110 EB Line Repair 5 yd Dump Truck	18475.1	0	1h, 18m	2946	17
6075 EB Drainage F450 Utility	1481.8	361	115h, 51m	650	53
6699 WB Drainage Pickup F250	16882.5	1872	821h, 16m	4196	685
6385 EB Trash Truck - Grass Cutting	5557.1	1335	473h, 21m	3047	285
6649 WB Drainage F250	947.8	88	29h, 40m	207	12
6074 WB Drainage Trash Truck	18853.1	1955	719h, 7m	3962	469



Created Aug 14, 2019 Drainage Department

From Jan 01, 2016

To Dec 31, 2018

Measurements km

Speed km/h

Vehicle	Distance	Idling > 5 mins.	Idling Duration	Trips	After Hours Trips
6611 WB Drainage Pickup Ram 250	21048.5	2675	1229h, 37m	4498	617
9841 WB Pump Stations [REDACTED] D	75135.0	2190	569h, 51m	8967	1210
6807 WB Drainage Maint Truck	15700.0	838	329h, 35m	2709	378
6384 WB Drainage Trash Truck 1 1/2 Tc	8290.0	945	311h, 1m	1724	233
9117 EB Pump Stations [REDACTED] F150	35149.7	1122	1005h, 59m	4615	968
6727 EB F450 Utility Truck - Maintenance	8100.2	1216	387h, 20m	2117	126
6700 EB Drainage [REDACTED]	38084.6	1437	395h, 4m	3747	200
6035 WB Drainage Trash Truck	4204.3	442	133h, 13m	977	80
9722 WB PS F-150	25516.4	650	282h, 11m	3505	236
9732 Pump Station Repair Ram 4500 HI	31723.5	3485	1509h, 20m	7185	1086
6619 Pump Station Repair [REDACTED] -15	52625.5	1001	501h, 23m	6248	1097
6074 WB Drainage Trash Truck	13345.3	1300	541h, 45m	2415	314
9857 WB Pump Station [REDACTED]	72459.3	719	198h, 18m	9937	1926
6256 EB DRAINAGE (Eng Inspector II / ')	2314.2	44	10h, 25m	907	33
6864 Pump Stations Repairs F-450	30882.5	2522	1300h, 55m	5293	551
9842 WB Pump Station [REDACTED] Dodge	68978.5	598	172h, 6m	7189	1304
6728 EB DRAINAGE 2 YARD DUMP	748.7	220	94h, 52m	320	34
6941 WB PS Lafitte F-250	12953.3	257	87h, 26m	2373	310
6606 WB Drainage F250	23083.9	865	289h, 5m	2641	33
6788 WB Drainage [REDACTED]	43282.3	3095	1062h, 13m	6051	283
6378 EB Drainage(Spare)	701.9	224	71h, 14m	348	31
6798 WB Drainage Ford 5yd Dump Truc	18068.2	1784	707h, 19m	2687	296
6810 WB Drainage F250 pickup	23233.4	2656	1084h, 45m	4409	670
6638 Pump Station Repair	43861.8	709	194h, 40m	5398	882
6385 EB Trash Truck - Grass Cutting	1608.5	352	136h, 8m	557	56
6391 WB Drainage 12yd Dump	33302.2	148	46h, 15m	4488	181
6170 EB Drainage F250	942.7	297	78h, 42m	494	23
6808 WB DRAINAGE	4880.9	545	236h, 16m	1375	365
6810 WB DRAINAGE PICK UP TRUCK	11277.2	1546	574h, 26m	2448	411
6614 EB Drainage 2500 (spare)	15128.0	2455	819h, 8m	4128	356
6738 EB Crew Van - Line Repair	7739.9	1949	858h, 28m	3160	452
6447 WB Drainage Super Duty Ford F-3	12825.8	1430	820h, 14m	2535	192
9118 EB Pump Stations [REDACTED] 150	47451.0	1799	941h, 51m	7750	1513
9169 EB DRAINAGE TRUCK [REDACTED]	9435.3	785	189h, 15m	1887	190
6149 EB Drainage F250	14874.0	2611	1229h, 7m	4354	515
6651 WB DRAINAGE	13574.8	1753	705h, 49m	2835	443
6807 WB DRAINAGE 2 YD MAINT TRUC	9837.3	1105	452h, 10m	1916	205

Created Aug 14, 2019 Drainage Department

From Jan 01, 2016

To Dec 31, 2018

Measurements km

Speed km/h

Vehicle	Distance	Idling > 5 mins.	Idling Duration	Trips	After Hours Trips
6278 EB DRAINAGE [REDACTED]	2420.0	263	101h, 52m	378	24
6173 EB Drainage F350 [REDACTED]	39417.3	5577	1926h, 49m	7878	426
6755 WB Drainage E450 Crew Van	9637.1	1473	1152h, 43m	1964	421
6612 EB Pick-up - Inspector	13297.0	1621	599h, 26m	3231	553
6647 WB Drainage crew van	176.3	35	12h, 0m	42	7
6239 WB Drainage F150	20345.4	1526	483h, 52m	3709	683
6079 EB Drainage Trash Truck	1899.7	204	62h, 39m	493	21
6386 WB Drainage Ford Vaccon	6.7	0	2m	3	0
6387 EB Drainage Vaccon Eastbank	9505.3	2492	950h, 47m	3311	83
6942 WB PS Lafitte F-250	34860.6	3116	1019h, 37m	5880	1243
6143 EB Drainage Admin (spare)	25830.4	2128	695h, 4m	4390	445
6813 WB Drainage E-450 Crew Van	11913.6	2306	1384h, 49m	2860	564
6239 WB Drainage F150	1635.7	134	52h, 40m	256	28
6624 WB Drainage Dump Truck 12yd	7494.5	690	219h, 59m	1131	47
6438 WB Drainage F-250 Pickup	22955.2	2410	906h, 22m	3986	588
6797 WB Drainage 5yd Dump	5976.3	0	37m	639	48
9778 WB PS Lafitte F-150	75886.8	6981	2375h, 5m	12075	4721
6238 EB DRAINAGE VAC-ALL [REDACTED]	2953.8	701	310h, 30m	838	6
6257 Dodge 1500 EB Drainage [REDACTED]	14231.2	1101	457h, 54m	2675	194
6384 WB Drainage Trash Truck 1 [REDACTED]	5045.6	0	35m	751	52
6754 WB DRAINAGE	10047.0	2581	1637h, 53m	3047	383
9868 WB PS Lafitte F-150	63400.4	7509	1829h, 27m	11777	3772
6797 WB Drainage 5yd Dump	18757.9	1635	570h, 14m	2579	219
6388 WB Drainage 12yd Dump	20302.3	1547	458h, 1m	2657	219
6172 EB Drainage 5yrd dump	0.0	0	8s	1	0
6383 EB PS F250	35121.8	2768	1700h, 12m	6429	1711
6645 EB Crew Van - Line Repair	11469.3	2994	1352h, 37m	4419	825
6382 EB Drainage F250	10029.1	2126	795h, 41m	3267	242
Vehicle6723	67878.2	2629	862h, 12m	5400	567
6805 WB Drainage Maint Truck	13923.9	1684	657h, 41m	2576	353
6762 WB Drainage [REDACTED]	35843.1	1095	340h, 20m	3904	496
6744 EB Drainage Vaccon	3568.0	1219	439h, 47m	1583	61
6798 WB Drainage Ford 5yd Dump Truc	7241.5	733	334h, 47m	1061	93
6651 WB Drainage Pickup F250	21451.5	2838	1178h, 15m	4975	827
6302 EB Drainage	2859.7	993	361h, 21m	1241	59
6610 WB DRAINAGE	8418.6	1060	627h, 56m	1655	309
6438 WB Drainage F-250 Pickup	8734.7	876	334h, 5m	1433	125

Created Aug 14, 2019 Drainage Department

From Jan 01, 2016

To Dec 31, 2018

Measurements km

Speed km/h

Vehicle	Distance	Idling > 5 mins.	Idling Duration	Trips	After Hours Trips
6965 WESTBANK DRAINAGE 12 YD DUI	10674.5	864	223h, 22m	1692	58
9100 WB PS Lafitte F-150	18667.8	667	214h, 29m	3684	869
6379 WB Drainage Trash Truck	25492.3	2064	724h, 57m	5097	682
6813 WB Drainage E-450 Crew Van	19392.3	3641	1414h, 42m	5578	663
6268 EB DRAINAGE CREW VAN [REDACTED]	0.0	0	0s	0	0
6607 WB Drainage Pickup [REDACTED]	0.0	0	0s	0	0
6620 EB Drainage Vaccon	0.0	0	0s	0	0
6644 Eastbank Drainage	0.0	0	0s	0	0
6645 EB Drainage Crew Van	0.0	0	0s	0	0
6697 EB Drainage	0.0	0	0s	0	0
6745 WB Drainage Vaccon	0.0	0	0s	0	0
9913 WB PS Ram 2500 [REDACTED]	0.0	0	0s	0	0
9914 WB PS Lafitte Ram 1500	0.0	0	0s	0	0
9919 WB PS Lafitte Ram 1500	0.0	0	0s	0	0
9922 WB PS Lafitte Ram 1500	0.0	0	0s	0	0
9926 WB PS Lafitte Ram 1500	0.0	0	0s	0	0
9927 WB PS Ram 2500 [REDACTED]	0.0	0	0s	0	0
G71020F35691	0.0	0	0s	0	0
New vehicle (G76D20EC9E3F previously)	0.0	0	0s	0	0

99610h, 17m

Created Aug 14, 2019    Engineering Department  
 From Jan 01, 2016  
 To Dec 31, 2018

Measurements km  
 Speed km/h

Vehicle	Distance	Idling > 5 mins.	Idling Duration	Trips After Hours Trips	
4070	42450.5	289	78h, 52m	5973	14
4027	17164.2	159	40h, 25m	1821	3
4079	9683.3	465	362h, 17m	1032	70
4083	17151.2	638	151h, 31m	1963	257
4014	5907.4	2743	841h, 24m	5325	511
0	41866.4	912	204h, 1m	4055	82
4016	2380.5	679	170h, 11m	2424	270
4009	36722.2	1079	317h, 43m	3683	403
4009	0.0	0	0s	0	0
4016	0.0	0	0s	0	0
4030	0.0	0	0s	0	0
4044	0.0	0	0s	0	0
4045	0.0	0	0s	0	0
4047	0.0	0	0s	0	0
4050	0.0	0	0s	0	0
4063	0.0	0	0s	0	0
4066	0.0	0	0s	0	0
4070	0.0	0	0s	0	0
4115	0.0	0	0s	0	0
4117	0.0	0	0s	0	0
			2166h, 27m		

Created Aug 20, 2019

Engineering - Scada Department

From Jan 01, 2016

To Dec 31, 2018

Measurements km

Speed km/h

Vehicle	Distance	Idling > 5 mins.	Idling Duration	Trips	After Hours Trips
EB-Truck-F-250 #3726	16953.7	934	329h, 20m	3342	660
EB-Van-F-250 #3732	17245.1	883	266h, 57m	3827	682
Dodge Journey 4099	8520.6	66	18h, 34m	993	63
WB-Van-F-250 #3731	18892.7	988	518h, 16m	2403	254
WB-Dodge-3500 #4098	32037.4	975	364h, 6m	4333	443
F-750 Bucket Truck #4023	5617.9	122	37h, 17m	952	165
EB-Dodge-2500 #4097	26491.2	436	154h, 56m	3791	643
WB-Truck-F-250 #3725	16789.0	755	325h, 25m	2296	187
			2014h, 55m		

Created Aug 14, 2019

Engineering - Inspections Department

From Jan 01, 2016

To Dec 31, 2018

Measurements miles

Speed mph

Vehicle	Distance	Idling > 5 mins.	Idling Duration	Trips	After Hours Trips
Unit 4046	2771.4	327	130h, 57m	1825	52
Unit 4068	6166.8	202	54h, 12m	987	9
Unit 4004	11144.1	779	422h, 56m	2218	250
Unit 4041	1786.9	252	95h, 44m	456	22
Unit 4057	5732.8	278	122h, 34m	1152	84
UNIT 4121	0.0	0	0s	0	0
Unit 4004	0.0	0	0s	0	0
Unit 4018	0.0	0	0s	0	0
Unit 4042	0.0	0	0s	0	0
Unit 4046	0.0	0	0s	0	0
Unit 4054	0.0	0	0s	0	0
Unit 4057	0.0	0	0s	0	0
Unit 4119	0.0	0	0s	0	0

826h, 24m

Created Aug 14, 2019 Juvenile Services

From Jan 01, 2016

To Dec 31, 2018

Measurements miles

Speed mph

Vehicle	Distance	Idling > 5 mins.	Idling Duration	Trips	After Hours Trips
5372	288.4	32	7h, 28m	373	7
5368	490.6	9	2h, 57m	150	40
5364	931.8	161	44h, 18m	1547	100
5365	2904.7	202	47h, 47m	699	601
5369	151.9	4	1h, 10m	46	3
5314	2013.5	14	4h, 25m	236	20
5367	3799.7	244	57h, 13m	790	560
5366	5041.7	45	10h, 22m	209	44
			175h, 43m		



Created Aug 14, 2019

Library Department

From Jan 01, 2016

To Dec 31, 2018

Measurements miles

Speed mph

Vehicle	Distance	Idling > 5 mins.	Idling Duration	Trips	After Hours Trips
Vehicle 2072	150.3	4	1h, 18m	52	32
Vehicle 2047	211.9	5	1h, 41m	49	12
Vehicle #2055	17203.9	515	151h, 31m	3701	3701
Vehicle 2071	258.1	7	2h, 37m	61	35
Vehicle 2055	0.0	0	0s	1	0
Vehicle 2020	581.5	3	1h, 0m	70	2
Vehicle #2017	24565.7	596	155h, 53m	3358	3358
Vehicle #2029	17064.4	306	109h, 39m	5715	5715
Vehicle #2023	16278.6	821	392h, 5m	4046	4046
Vehicle 2025 FLEX	529.1	4	2h, 15m	42	9
Vehicle 2068	325.2	13	3h, 31m	77	7
Vehicle 2084	127.3	4	47m	20	0
Vehicle #2020 old install	26667.6	433	119h, 19m	3287	3287
Vehicle #2019 old install	8346.6	141	40h, 21m	2113	2113
Vehicle 2024 FLEX	415.1	2	25m	23	8
Vehicle #2024 FLEX	3713.8	19	6h, 11m	545	61
Vehicle #2067	27188.8	345	92h, 4m	5714	5714
Vehicle 2021	0.0	0	3m	1	0
Vehicle #2071	16675.8	579	171h, 22m	5496	5496
Vehicle 2056	0.0	0	27s	1	0
Vehicle 2057	539.0	1	35m	55	5
Vehicle 2017	146.7	4	49m	21	0
Vehicle #2014	24326.7	553	184h, 15m	5705	5705
Vehicle 2019	264.4	9	2h, 0m	84	7
Vehicle #2021 old install	2704.0	12	4h, 25m	462	462
Vehicle #2057	25293.5	319	81h, 17m	4400	4400
Vehicle #2026	12212.5	46	25h, 32m	2752	2752
Vehicle 2026	0.0	0	0s	1	0
Vehicle #2072	2011.6	22	7h, 53m	524	179
Vehicle #2047	16312.4	369	125h, 35m	3903	3903
Vehicle 2069	20658.7	1805	440h, 49m	5007	5007
Vehicle 2029	179.4	0	36m	48	4
Vehicle #2056	14988.8	606	181h, 8m	3367	3367
Vehicle #2018	19863.0	192	82h, 43m	5498	5498
Vehicle #2027	11913.4	15	9h, 11m	2132	2132
Vehicle 2023	205.2	12	5h, 4m	49	7
Vehicle #2068	20546.4	1040	306h, 43m	4460	4460
Vehicle 2018	0.0	0	0s	0	0
Vehicle 2027	0.0	0	0s	0	0
Vehicle 2067	0.0	0	0s	0	0

2710h, 52m

Created Aug 14, 2019  
 From Jan 01, 2016  
 To Dec 31, 2018

PMZ-QOL

Measurements miles

Speed mph

Vehicle	Distance	ing > 5 mins.	Idling Duration	Trips	After Hours Trips
3576	5884.7	1473	361h, 29m	3293	345
3574	8644.1	1205	273h, 19m	2514	252
3515	6666.1	2137	525h, 5m	3023	89
3567	6102.4	1637	392h, 49m	3149	90
3513	6109.9	1358	302h, 28m	2435	256
3507	5281.9	2304	589h, 10m	3674	63
3571	6426.2	1825	378h, 52m	3552	100
3516	7307.0	1650	529h, 21m	2683	583
3565	2499.8	439	173h, 8m	624	99
3566	3500.4	521	234h, 37m	1244	29
3512	8675.7	1158	313h, 1m	10529	308
3514	6657.9	1492	354h, 49m	3163	121
3575 Vacant	7257.3	1056	283h, 0m	2130	186
3569	5076.5	1087	266h, 21m	2911	54
3570 Vacant	5732.3	1855	420h, 32m	3175	97
3509	10952.9	1207	264h, 32m	2500	70
3510	6245.7	253	61h, 19m	1874	68
3540	3593.3	508	141h, 53m	1265	50
3573	3498.6	357	80h, 49m	1246	90
3568	3995.3	717	162h, 46m	1454	52
3505	9103.0	1100	231h, 18m	2449	128
3572 Vacant	5110.8	918	210h, 44m	1841	105
3517	0.0	0	0s	0	0
3518	0.0	0	0s	0	0

6551h, 33m

Created Aug 15, 2019

Public Works - Central Warehouse

From Jan 01, 2016

To Dec 31, 2018

Measurements km

Speed km/h

Vehicle	Distance	Idling > 5 mins.	Idling Duration	Trips	After Hours Trips
4416	8956.6	169	52h, 35m	1341	342
8367	8182.0	119	51h, 4m	1294	447
8192	2522.4	78	40h, 17m	477	131
8371	6944.8	97	47h, 35m	1324	367
8166	0.0	0	0s	0	0
8184	0.0	0	0s	0	0
			191h, 32m		

Created Aug 15, 2019

Sewerage Department

From Jan 01, 2016

To Dec 31, 2018

Measurements km

Speed km/h

Vehicle	Distance	Idling > 5 mins.	Idling Duration	Trips	After Hours Trips
7634 WB L/S Elect Van	21205.2	1878	1101h, 38m	2901	565
7680 Marrero Plant Laborer'	2272.6	1274	512h, 57m	2426	96
7923 WB L/S Pump Mechnic	18254.8	1207	710h, 28m	2512	845
7040 Marrero Plant Operatc	3024.3	2232	630h, 58m	6591	4196
7938 WB Laborer Truck	2324.1	404	144h, 37m	547	45
7858 Marrero Plant Mechan	21809.4	2222	831h, 17m	4462	766
7222 E/B L/S Elect.Van	10661.8	1310	752h, 49m	2316	834
7493 EB L/S Elect.Van	14457.0	1752	1050h, 10m	3285	1218
7886 WB L/S Route 4	177.0	20	6h, 20m	56	11
7682 EB L/S Laborer Truck	16611.4	3239	1334h, 11m	6036	1885
7273 EB L/S Mechanic	14338.6	1971	1163h, 11m	3598	1258
7087 BC Belt Press Operator	10409.6	484	159h, 46m	2173	450
7586 EB Fuel Truck	735.8	61	15h, 32m	149	62
7032 WB L/S Carpenter	770.8	58	30h, 5m	119	8
7017 WB L/S Elect Van	9934.7	861	544h, 21m	1494	218
7084 Plant Main Supt	6040.0	190	67h, 6m	553	132
7885 WB L/S Route 3	4418.6	498	198h, 17m	909	91
7726 EB L/S Superintendent	14871.1	809	321h, 9m	3765	978
7626 EB	9168.7	292	112h, 12m	1415	232
7537 Marrero Plant Belt Pre:	3374.1	1313	908h, 18m	2284	789
7773 Harvey Plant Operator	4708.2	1814	533h, 22m	4059	1181
7939 WB Laborer Truck	2336.7	460	129h, 4m	647	44
7469 WB L/S Laborer Truck	20288.3	4084	1889h, 47m	5425	574
7885 WB L/S Route 3	44005.5	7089	3378h, 10m	11596	1080
7718 Harvey Plant Laborer's	5599.0	3029	1025h, 21m	4760	579
7587 EB L/S Laborer Truck	19856.2	4377	1834h, 56m	6986	1239
7064 Blue Route EB L/S	44468.4	8498	3314h, 15m	12979	2503
7637 EB L/S Welder Truck	207.5	11	3h, 2m	104	27
7710 EB L/S Elect. Van	13111.0	2059	1113h, 43m	2959	939
7365 Plant Electrician's Truc	2634.5	170	52h, 19m	646	124
7882 WB L/S Route 1	3468.0	763	252h, 12m	1121	85
7154 BC Plant Operator's Tr	9597.7	943	376h, 30m	2799	993
7883 WB L/S Route 2	5409.5	1036	243h, 28m	1405	138
7372 WB L/S Foreman	8136.6	963	401h, 59m	1606	130
7016 Road Operator	37223.9	3523	1750h, 29m	5243	1755
7845 Lafitte Plants Mechanic	35132.8	2875	1288h, 36m	5977	1242
7268 EB L/S Mechanic	19696.0	2866	1527h, 11m	5605	1530
7887 WB L/S Route 5	4828.7	745	220h, 50m	1086	60
7025 WB L/S Fuel Truck	23878.6	1185	633h, 5m	2996	1072
7061 Orange Route EB L/S	47263.2	9526	3299h, 14m	14556	2579
7772 EB L/S Foreman	12722.7	1536	684h, 35m	3995	1037
7679 BC Laborer's Truck	17644.6	1488	774h, 1m	2927	680
7924 WB L/S Mechanic Truc	33413.9	4329	3092h, 43m	6295	1698
7866 E&WB L/S Vac•con Tru	8037.1	1044	576h, 59m	1545	116
7846 Sewerage WWTP Gen	5188.5	464	262h, 58m	1242	421
7887 WB L/S Route 5	49734.4	9993	2883h, 4m	14780	1124
7148 Harvey Belt Press Ope	11906.9	1451	483h, 45m	4187	1137
7062 Red Route EB L/S	41835.1	5902	2950h, 50m	9090	1818
7085 Harvey Plant Mechanic	19457.5	1861	660h, 3m	4726	747
7701 WB L/S Elect Van	24996.0	1791	1181h, 48m	3610	1080

Created Aug 15, 2019

Sewerage Department

From Jan 01, 2016

To Dec 31, 2018

Measurements km

Speed km/h

Vehicle	Distance	Idling > 5 mins.	Idling Duration	Trips	After Hours Trips
7280 WB L/S Laborer Truck	23440.8	4849	1718h, 58m	6744	872
7034 EB L/S Main. Superinte	24363.4	1396	701h, 32m	4888	1706
7883 WB L/S Route 2	51398.0	9206	2870h, 1m	13874	984
7668 Marrero Plant Welder!	6512.6	1145	327h, 32m	2888	650
7770 BC Mechanic's Truck	8027.3	1916	941h, 36m	3367	484
7069 Black Route EB L/S	42771.4	8645	3273h, 53m	12323	1763
7882 WB L/S Route 1	50526.8	10294	3281h, 20m	13782	1176
7278 EB L/S Mechanic	14230.9	2564	1600h, 3m	4051	1211
7922 WB L/S Mechanic Truc	42600.5	4560	2806h, 43m	6568	1768
7269 EB L/S Mechanic	16011.0	1772	921h, 2m	3418	1027
7665 WB L/S Welder Truck	5081.3	388	309h, 39m	752	82
7065 Green Route EB L/S	35893.2	6159	1986h, 40m	12738	2050
7925 WB L/S Mechanic Truc	24506.4	2462	1636h, 36m	4210	1359
7886 WB L/S Route 4	41334.1	6475	2450h, 50m	11963	867
7088 Marrero Plant Superint	27653.9	1045	264h, 5m	4062	589
7876 Harvey Plant Supt.	18540.6	687	192h, 0m	3084	662
G72720F46B9E	0.0	0	0s	0	0
G74A20F46EF0	0.0	0	0s	0	0
G78D20F56933	0.0	0	0s	0	0
G79D20F56923	0.0	0	0s	0	0
G7B120F5690F	0.0	0	0s	0	0
G7BC20F46D07	0.0	0	0s	0	0
G7BC20F56902	0.0	0	0s	0	0
G7D520F56868	0.0	0	0s	0	0
G7DE20F46E64	0.0	0	0s	0	0
G7EB20F46E51	0.0	0	0s	0	0
G7F120F46E4B	0.0	0	0s	0	0
G7F720F46E4D	0.0	0	0s	0	0
G7F820F56946	0.0	0	0s	0	0
Vehicle32	0.0	0	0s	0	0
Vehicle42	0.0	0	0s	0	0
Vehicle44	0.0	0	0s	0	0
Vehicle71	0.0	0	0s	0	0

72696h, 46m

Created Aug 15, 2019  
 From Jan 01, 2016  
 To Dec 31, 2018

Streets and Parkways

Measurements miles  
 Speed mph

Vehicle	Distance	Idling > 5 mins.	Idling Duration	Trips	After Hours Trips
4632 - 2008 FORD EXPLORER - [REDACTED]	2308.8	142	46h, 33m	689	1
UNIT# 4420 - F-150 - [REDACTED]	16793.8	494	143h, 53m	5420	1027
9799 - 2017 FORD EXPLORER - [REDACTED]	4022.7	201	51h, 36m	592	187
UNIT# 4371 - 10YD DUMP - BAD PORT - [REDACTED]	229.1	42	20h, 57m	93	1
9651 - 2009 FORD EXPLORER - [REDACTED]	2574.2	139	35h, 20m	464	32
9327 - 2004 GRAPPLE TRUCK - [REDACTED]	2812.1	697	191h, 33m	1023	131
4329 - 2009 FORD F150 - [REDACTED]	693.7	178	65h, 25m	421	11
4570 - 2007 F150 - [REDACTED]	852.1	126	52h, 35m	338	3
4683 - 2015 KENWORTH TRUCK - [REDACTED]	705.6	175	52h, 47m	271	17
UNIT# 4452 - F-150 - [REDACTED]	30427.4	2543	831h, 37m	5691	64
4538 - 2005 5YD DUMP TRUCK - [REDACTED]	624.7	98	29h, 32m	243	30
4481 - 2017 2YD DUMP TRUCK - [REDACTED]	1479.2	467	157h, 1m	667	10
9269 - 2003 BUCKET TRUCK - [REDACTED]	664.1	248	81h, 32m	459	51
4701 - 2017 F350 - [REDACTED]	4035.9	1110	477h, 7m	2046	253
4215 - 2008 VACCON - [REDACTED]	34.9	12	4h, 1m	21	0
UNIT# 4682 - 5 YD DUMP - [REDACTED]	30778.5	2499	637h, 20m	8900	267
4303 - 2010 10YD DUMP - [REDACTED]	106.8	21	5h, 8m	44	4
4523 - 2003 10YD DUMP - [REDACTED]	1043.0	268	96h, 53m	431	18
4210 - 2008 FORD F150 - [REDACTED]	2506.9	139	34h, 38m	492	2
4262 - 2004 F750 - [REDACTED]	12118.5	1672	463h, 40m	2967	127
9324 - 2016 FORD EXPLORER - [REDACTED]	2207.0	199	41h, 57m	549	20
UNIT# 4325 -5YD DUMP - [REDACTED]	13120.4	2750	761h, 7m	4799	110
UNIT# 4607 - CEMENT TRUCK - [REDACTED]	7052.3	1736	631h, 28m	2792	61
9696 - 2016 DODGE RAM - [REDACTED]	2400.6	596	170h, 19m	1099	133
Unit# 9652 - EXPLORER - [REDACTED]	24570.4	2175	685h, 11m	4685	597
4682 - 2015 FORD F750 - [REDACTED]	1699.9	128	32h, 43m	401	28
9339 - 2018 FLUSH TRUCK - [REDACTED]	0.4	0	32s	2	0
9000 - 2008 VACCON - [REDACTED]	1480.0	538	197h, 2m	714	20
UNIT# 4678 - F-350 - [REDACTED]	7962.8	1841	607h, 8m	3683	468
UNIT# 4140 - FLATBED STAKE - [REDACTED]	13415.2	1970	616h, 55m	5792	375
4674 - 2013 FORD F150 - SPARE - [REDACTED]	1759.2	198	69h, 48m	458	30
4591 - 2008 2YD DUMP TRUCK - [REDACTED]	1835.8	415	115h, 57m	743	67
UNIT# 4632 - EXPLORER - [REDACTED]	19333.4	1244	405h, 58m	5609	1
9360 - 2005 BUCKET TRUCK - [REDACTED]	137.0	71	42h, 6m	115	37
Unit# 9268 - [REDACTED]	385.0	67	18h, 4m	211	64
9268 - 2003 FLUSH TRUCK - [REDACTED]	0.0	0	21s	1	0
4488 - 2018 F450 - [REDACTED]	2625.9	639	189h, 52m	1168	52
UNIT# 4594 - 2YD DUMP - [REDACTED]	9710.2	2702	960h, 7m	5153	256
UNIT# 4251 - 10YD DUMP - [REDACTED]	1193.0	211	82h, 5m	314	0
UNIT# 4523 - 10 YD DUMP - [REDACTED]	8096.6	1708	628h, 50m	2630	62
Unit# 4215 - VAC - [REDACTED]	5820.4	3638	1462h, 33m	4675	258
G77420F352F1 - [REDACTED]	0.0	1	6m	1	0
4676 - 2013 FORD F350 - [REDACTED]	1506.7	300	91h, 53m	697	58
Unit# 4229 - [REDACTED]	5338.7	248	94h, 24m	477	20
G74820F08018 - [REDACTED]	1247.9	179	52h, 32m	298	19
4576 - 2007 FORD - [REDACTED]	3095.2	690	276h, 22m	1025	18
4294 - 2006 10YD DUMP TRUCK - [REDACTED]	370.7	78	27h, 50m	136	1
4421 - 2013 FORD F150 - [REDACTED]	4574.2	198	42h, 23m	734	0
UNIT# 9000 - VAC - [REDACTED]	12127.3	4471	1776h, 39m	5650	274
4595 - 2008 10YD DUMP TRUCK - [REDACTED]	1373.4	190	65h, 19m	306	16
Unit# 4408 - F-150 - [REDACTED]	30084.2	3257	993h, 37m	7785	97

Created Aug 15, 2019  
 From Jan 01, 2016  
 To Dec 31, 2018

Streets and Parkways

Measurements miles  
 Speed mph

Vehicle	Distance	Idling > 5 mins.	Idling Duration	Trips	After Hours Trips
Unit# 4606 - TRASH TRUCK - [REDACTED]	10053.0	380	113h, 10m	1513	58
4520 - 2003 F750 - [REDACTED]	2229.0	1	21m	324	6
4140 - 2003 FORD F350 - [REDACTED]	1228.8	154	48h, 1m	547	57
4658 - 2009 FORD E450 - [REDACTED]	838.4	188	51h, 18m	395	35
4594 - 2008 2YD DUMP TRUCK - [REDACTED]	3269.8	706	238h, 25m	1206	82
Unit# 4125 - F-150 - [REDACTED]	4325.6	226	175h, 48m	970	44
9260 - 2001 FLUSHER - [REDACTED]	0.0	0	1m	1	0
SPARE	1262.5	345	125h, 39m	535	0
UNIT# 4677 - FLATBED F-350	17038.6	4464	1884h, 24m	7456	419
4709 - 2016 FREIGHTLINER - [REDACTED]	0.0	0	2m	1	0
4706 - 10 YD DUMP - [REDACTED]	0.0	0	59s	1	0
Unit# 4169 - F-150 - [REDACTED]	4659.3	235	107h, 48m	1471	67
4675 - 2014 F350 - [REDACTED]	1476.1	286	113h, 8m	668	73
UNIT# 4674 - F-150 - [REDACTED]	12209.6	2050	781h, 7m	4115	512
UNIT# 4446 - 5YD DUMP - [REDACTED]	10482.2	0	1h, 11m	1627	24
UNIT# 4210 - F-150 - [REDACTED]	26462.1	1387	401h, 31m	4715	144
4607 - 2008 CEMENT TRUCK - [REDACTED]	0.7	1	18m	5	0
4251 - 2009 10YD DUMP - [REDACTED]	0.0	0	11s	1	0
UNIT# 4315 - 2YD DUMP F450	12426.6	2037	703h, 12m	4592	197
UNIT# 4473 - DODGE RAM - [REDACTED]	656.2	108	41h, 31m	194	9
4401 - 2008 FORD F150 - [REDACTED]	4110.4	43	12h, 18m	491	19
4697 - 2017 RAM1500 - [REDACTED]	7917.5	1055	344h, 42m	2078	184
9439 - 2008 F450 - [REDACTED]	1600.3	462	121h, 38m	900	100
4484 - 2018 F750 - [REDACTED]	2350.9	378	109h, 18m	614	27
Unit# 4249 - F-150 - [REDACTED]	23432.0	2421	1077h, 24m	5075	596
Unit# 9594 - F-350 - [REDACTED]	6616.8	1435	458h, 38m	2411	232
UNIT# 4294 - 10YD DUMP - [REDACTED]	2470.3	350	112h, 8m	683	8
4636 - 2009 6YD DUMP - [REDACTED]	31.4	7	1h, 43m	19	0
9645 - 2009 F250 - [REDACTED]	2632.5	262	95h, 0m	725	126
9346 - 2004 BUCKET TRUCK - [REDACTED]	1244.4	653	245h, 36m	959	314
Unit# 9913 - EXPLORER - [REDACTED]	20493.9	1564	470h, 51m	3194	130
4452 - 2014 FORD F150 - [REDACTED]	2318.5	216	72h, 24m	512	3
Unit# 4504 - F-250 - [REDACTED]	13479.6	3034	1262h, 43m	4773	132
4655 - 2009 FORD F150 - [REDACTED]	2483.8	198	74h, 47m	465	42
Unit# 4439 - F-350 - [REDACTED]	13919.3	3155	1126h, 43m	6671	183
UNIT# 4303 - 10YD DUMP - [REDACTED]	9544.7	1529	470h, 8m	2959	104
UNIT# 4636 - 6YD DUMP - [REDACTED]	13035.6	1565	475h, 28m	4969	211
UNIT# 4661 - F-350 - [REDACTED]	33231.4	3562	992h, 27m	7400	361
4677 - 2014 FORD F350 - [REDACTED]	439.8	121	41h, 10m	207	15
4530 - 2007 10YD DUMP TRUCK - [REDACTED]	2261.4	258	68h, 58m	754	44
Unit# 4422 - F-150 - [REDACTED]	21504.9	3403	891h, 38m	7049	222
4679 - 2014 F350 - [REDACTED]	5021.5	1829	840h, 38m	2640	146
9652 - 2009 FORD - [REDACTED]	3711.3	318	96h, 7m	654	18
Unit# 4584 - F-450/2YD - [REDACTED]	9217.6	1124	357h, 46m	3050	254
Unit# 4589 - 10YD DUMP - [REDACTED]	8954.8	1581	529h, 36m	2807	151
G76620F347F8	201.9	27	11h, 28m	60	2
9920 - 2008 TRASH TRUCK - [REDACTED]	0.4	0	4m	2	0
4489 - 2018 TRAVERSE - [REDACTED]	1825.1	176	67h, 52m	333	2
UNIT# 4440 - CEMENT TRUCK - [REDACTED]	7327.7	2379	789h, 36m	3258	90
4323 - 2009 F450 - [REDACTED]	2192.4	495	162h, 15m	852	36
UNIT# 4264 - TRACTOR 6X4 - [REDACTED]	3077.2	412	164h, 37m	655	39

Created Aug 15, 2019  
 From Jan 01, 2016  
 To Dec 31, 2018

Streets and Parkways

Measurements miles  
 Speed mph

Vehicle	Distance	Idling > 5 mins.	Idling Duration	Trips	After Hours Trips
UNIT# 9920 - TRASH TRUCK	9118.9	784	211h, 59m	2636	604
4702 - 2017 FORD EXPLORER	7929.8	681	203h, 18m	1886	633
9443 - 2008 STAKEBODY	495.2	139	43h, 27m	218	25
4422- 2013 FORD F150	823.5	135	35h, 34m	307	2
9594 - 2013 F350 -	992.7	293	86h, 36m	458	67
MISSING	1824.9	252	87h, 8m	583	11
UNIT# 4585 - 5YD DUMP	9550.4	2009	540h, 44m	3536	65
UNIT# 7399 - F-150 - INSPECTOR SPARE	8952.5	1227	446h, 33m	2557	84
UNIT# 4658 - CUTAWAY	5983.8	1129	374h, 47m	2883	311
UNIT# 4591 - 2YD DUMP	9897.7	1996	645h, 37m	4011	286
9001 - 2009 5YD DUMP TRUCK -	662.9	120	42h, 14m	222	7
4440 - 2013 CEMENT TRUCK -	714.3	219	81h, 39m	267	6
UNIT# 4461 - F-150	2810.5	519	230h, 29m	1062	59
UNIT# 4455 - STAKEBODY F-750 - SHAR	26178.2	3004	962h, 30m	4720	439
SPARE	2077.0	191	61h, 19m	803	442
UNIT# 4538/5YD	9370.3	651	199h, 15m	2478	129
4540 - 2007 10YD DUMP -	10.2	2	23m	7	0
Unit# 9651 - EXPLORER -	13017.2	981	231h, 59m	2609	63
4512 - 2019 FORD F750 -	223.1	20	4h, 48m	44	4
UNIT# 4175 - EXPLORER - NEEDS TO BE	1786.6	225	102h, 54m	575	33
G74220F34BD8	3044.6	584	204h, 59m	1068	79
9323 - 2016 DODGE RAM -	2654.3	648	269h, 36m	946	177
4666 - 2012 F750 -	5353.8	209	56h, 40m	940	139
9309 - 2015 BUCKET TRUCK -	649.3	271	117h, 6m	437	48
4635 - 2009 - 6 YD DUMP -	99.1	17	5h, 45m	48	4
UNIT# 4675 - F-350 -	12970.9	2734	1013h, 42m	5288	458
UNIT# 4274 - F-550	9822.1	1675	589h, 40m	3617	141
Unit# 4329 - F-	7903.5	1645	629h, 32m	4186	175
UNIT# 4165 - F-350	9765.2	2473	896h, 0m	4198	298
UNIT# 4328 - F-350	17975.2	2045	551h, 0m	4079	77
UNIT# 4200 - 2YD DUMP	7486.0	1124	356h, 23m	3090	177
4472 - 2016 DODGE RAM	3950.4	87	26h, 44m	950	211
UNIT# 4295 - 10YD DUMP	12358.3	2067	661h, 17m	3735	153
4198 - 2008 FORD F350	490.5	21	6h, 52m	124	4
4419 - 2012 F350	1501.0	276	102h, 41m	551	37
Unit# 4104 - F-150	17903.9	2136	875h, 48m	4877	698
Unit# 4401 - F-150 -	23133.2	964	324h, 46m	4135	213
9770 - 2016	2999.5	603	158h, 31m	1308	251
Unit# 4463 - F-	9058.0	1913	888h, 28m	3167	106
SPARE	8771.6	519	179h, 41m	1743	61
4678 - 2014 F350 -	2981.8	805	277h, 32m	1196	82
Unit# 4260 -	18503.4	3015	1064h, 25m	6303	150
UNIT# 4472 - RAM 1500 -	28451.8	556	161h, 19m	6920	1440
UNIT# 4595 - 10YD DUMP	13027.5	2049	672h, 31m	3711	173
4473 - 2016	2982.5	566	233h, 2m	979	42
4104 - 2008 F150 -	2482.4	314	137h, 44m	601	56
UNIT# 4419 - F-350 -	10647.1	1866	579h, 31m	4024	199
9931 - 2009 FORD F750 -	0.0	1	15m	2	0
SPARE	8665.8	1810	605h, 12m	3167	568
4667 - 2012 F350 -	4166.2	851	258h, 11m	2239	183
4420 - 2013 F150 -	193.3	9	3h, 3m	69	30



Created Aug 15, 2019  
 From Jan 01, 2016  
 To Dec 31, 2018

Streets and Parkways

Measurements miles  
 Speed mph

Vehicle	Distance	Idling > 5 mins.	Idling Duration	Trips	After Hours Trips
UNIT# 4220 - CEMENT TRUCK	7356.3	1974	575h, 44m	3099	76
UNIT# 4441 - 12YD DUMP	7427.1	1396	447h, 16m	2516	132
UNIT# 4520 - STAKEBODY	9549.9	0	1h, 21m	1465	183
UNIT# 4676 - F-350	4776.1	1300	563h, 31m	2242	87
4229 - 2004 TRUCK	0.0	1	9m	1	0
4638 - 2008 FORD	1134.5	217	58h, 0m	510	50
4315 - 2009 F450 - NO ASSIGNED DRIVE	1903.5	392	124h, 28m	680	21
4705 - 2017 2YD	2396.5	665	239h, 36m	996	77
9785 - 2016 E350 VAN -	228.7	46	14h, 25m	91	42
4220 - 2004 CEMENT TRUCK -	1144.0	408	134h, 47m	542	11
9644 - 2009 F250	2070.6	424	179h, 49m	690	8
9320 - 2003 F550	0.7	0	38s	2	0
9649 - 2009 F250	3177.8	583	178h, 24m	1174	173
9655 - 2009 FORD RANGER	0.2	0	9s	2	0
UNIT# 4605 - 10YD DUMP	5995.9	1003	276h, 27m	2086	123
9441 - 2008 F450 -	311.2	107	38h, 37m	176	20
7715 - 2008 VACCON - EMERGENCY UN	353.9	4	1h, 19m	132	2
4402 - 2012 F150	2535.3	431	239h, 22m	712	25
4455 - 2015 F750 -	2171.6	223	76h, 41m	372	25
4295 - 2006 10YD DUMP TRUCK -	187.1	29	7h, 4m	59	3
4585 - 2008 5YD DUMP TRUCK -	1905.5	336	101h, 6m	574	18
UNIT# 4576 - EXPLORER	6674.3	369	152h, 40m	2203	345
UNIT# 4540 - 10YD DUMP -	9812.9	1067	314h, 17m	3112	166
9452 - 2011	72.8	24	5h, 55m	54	18
4439 - 2013 F350 -	42.7	3	42m	12	0
Unit# 9316 - SWEEPER -	5262.8	738	220h, 40m	1599	511
UNIT# 9001 - 5YD DUMP -	9895.0	2093	580h, 32m	3652	102
9205 - 2016 DODGE RAM -	2242.1	426	126h, 40m	929	113
4249 - 2009 F150	2192.9	217	94h, 30m	463	35
4657 - 2009 FORD F150 -	1537.0	131	29h, 57m	308	2
UNIT# 4450 - F-350 FLATBED -	13881.0	2812	1186h, 9m	5112	175
SPARE	6.5	0	48s	4	0
4480 - 2017 FORD F450 -	1807.5	390	128h, 23m	1215	60
4589 - 10YD DUMP -	21.2	1	10m	6	0
4584 - 2008 2YD DUMP -	0.3	0	3m	3	0
Unit# 4570 - F-150 -	13394.1	1176	477h, 5m	2812	59
9692 - 2016 DODGE RAM	2646.2	99	26h, 12m	454	29
4408 - 2002 F150	2723.8	364	136h, 10m	756	11
9432 - 2008 F250 -	1344.6	91	28h, 51m	291	47
UNIT# 4655 - F-150	17046.4	3383	1248h, 29m	5913	301
4659 - 2009 FORD F350 -	153.4	5	1h, 48m	33	0
Unit# 4402 - F-150	20022.5	3170	2284h, 19m	5152	299
4700 - 2017 F350 -	2458.7	883	608h, 7m	1149	193
UNIT# 4198 - F-350	5568.1	260	80h, 51m	1362	306
9453 - 2011 E450	219.5	51	26h, 5m	79	7
Unit# 4657 - F-150	33776.0	2193	518h, 10m	5207	69
Unit# 4421 - F-150 -	40553.4	2595	620h, 30m	7622	0
4606 - 2008 TRASH TRUCK	1348.1	65	19h, 20m	200	9
4169 - 2001 F150 -	2421.3	321	101h, 12m	500	5
UNIT# 4470 - 5YD DUMP -	2916.8	549	150h, 2m	1149	21
4698 - 2017 RAM1500	5769.9	857	251h, 10m	1923	304

Created Aug 15, 2019

Streets and Parkways

From Jan 01, 2016

To Dec 31, 2018

Measurements miles

Speed mph

Vehicle	Distance	Idling > 5 mins.	Idling Duration	Trips	After Hours Trips
UNIT# 4323 - 2YD DUMP [REDACTED]	7598.5	1574	487h, 3m	3010	147
9326 - 2016 F450 - COMMUNITY SERVIC	3101.0	637	189h, 11m	946	258
4124 - 2019 FORD TRASH TRUCK	0.0	0	0s	0	0
4180 - 2008 2YD DUMP -	0.0	0	0s	0	0
4226 - 2008 F350 - [REDACTED]	0.0	0	0s	0	0
4441 - 2003 12YD DUMP -	0.0	0	0s	0	0
4446 - Sand Spreader -	0.0	0	0s	0	0
4450 - 2015 F350 -	0.0	0	0s	0	0
4525 - 2019 12YD DUMP -	0.0	0	0s	0	0
4553 - FORD E450 - [REDACTED]	0.0	0	0s	0	0
4593 - 2018 E450 VAN - [REDACTED]	0.0	0	0s	0	0
4605 - 2008 10YD DUMP -	0.0	0	0s	0	0
4710 - 2017 10 YD DUMP -	0.0	0	0s	0	0
4715 - 2009 2YD DUMP -	0.0	0	0s	0	0
7321 - 2007 FORD F250 -	0.0	0	0s	0	0
9207 - 2019 DODGE RAM -	0.0	0	0s	0	0
9213 - 2019 DODGE RAM -	0.0	0	0s	0	0
9222 - 2019 DODGE RAM -	0.0	0	0s	0	0
9248 - 2019 FORD BUCKET TRUCK -	0.0	0	0s	0	0
9341 - 2017 STREET FLUSHER -	0.0	0	0s	0	0
9349 - 2018 DODGE RAM -	0.0	0	0s	0	0
9597 - 2014 SWEEPER [REDACTED]	0.0	0	0s	0	0
9653 - 2005 F750 BUCKET TRUCK - TRAV	0.0	0	0s	0	0
9693 - 1997 FORD SPRAYER TRUCK - AN	0.0	0	0s	0	0
G74B20F07EE5	0.0	0	0s	0	0
G74E20F352CB	0.0	0	0s	0	0
G75E20F352DB	0.0	0	0s	0	0
G75F20F0820D	0.0	0	0s	0	0
G76920F08039	0.0	0	0s	0	0
G77C20F352F9	0.0	0	0s	0	0
G77E20F352FB	0.0	0	0s	0	0
G78020F35302	0.0	0	0s	0	0
G78720F35305	0.0	0	0s	0	0
G78C20F3530E	0.0	0	0s	0	0
G78E20F3530C	0.0	0	0s	0	0
G78F20F3530D	0.0	0	0s	0	0
G79620F35314	0.0	0	0s	0	0
G79920F3531B	0.0	0	0s	0	0
G79C20F3531E	0.0	0	0s	0	0
G7AB20F35329	0.0	0	0s	0	0
G7BA20F35338	0.0	0	0s	0	0
G7BD20F3533F	0.0	0	0s	0	0
G7CB20F08198	0.0	0	0s	0	0
G7D320F08180	0.0	0	0s	0	0
G7D420F08187	0.0	0	0s	0	0
G7EF20F07FBE	0.0	0	0s	0	0
G7F420F35271	0.0	0	0s	0	0

60808h, 10m

Created Aug 15, 2019

Traffic Engineering

From Jan 01, 2016

To Dec 31, 2018

Measurements miles

Speed mph

Vehicle	Distance	Idling > 5 mins.	Idling Duration	Trips	After Hours Trips
4077-G7C620F56F62	841.4	97	29h, 37m	187	8
4108	7244.5	993	305h, 4m	1909	218
4055-G72320F5689E	516.5	78	25h, 38m	111	7
4312	14575.0	2879	943h, 46m	3921	414
4082	15619.3	1392	472h, 29m	4608	525
4060	11652.5	0	1h, 20m	2413	322
4022	11249.1	1184	426h, 25m	3009	364
4055	26982.4	6543	2023h, 46m	9357	1176
4064-G7C320F56F67	579.5	111	27h, 57m	156	3
4017	17442.5	3701	1132h, 24m	5154	698
4017-G77F20F56FDB	958.2	135	45h, 19m	194	21
4084-G77B20F569C5	265.9	20	7h, 54m	71	1
4094-G7C920F56F6D	1469.9	211	74h, 23m	318	74
4060-G72920F56F8D	478.0	69	31h, 22m	118	1
4026-G72120F56F85	913.2	176	62h, 52m	256	32
4081-G7D920F56A66	369.7	60	16h, 17m	120	19
4077	18953.2	2713	798h, 10m	4410	141
4084	16785.1	1530	525h, 13m	4551	298
4064	15894.7	0	59m	2962	420
4108-G7ED20F56A52	1039.3	246	72h, 40m	348	61
4022-G73520F56F91	476.4	41	16h, 39m	112	9
4074-G76120F569DF	280.8	59	23h, 53m	99	8
4102-G70820F56FAC	314.9	65	20h, 18m	136	9
4074	21922.7	4410	1575h, 14m	5806	367
4003	15161.7	2	2h, 11m	3017	665
4081	16537.6	2242	738h, 33m	4761	927
4065-G76F20F569D1	1361.0	188	53h, 20m	291	22
4075	17171.1	1566	574h, 52m	4408	903
4065	25263.2	4105	1268h, 35m	5916	600
4075-G71220F56FB6	708.7	69	19h, 37m	204	7
4082-G7A920F56917	574.0	77	22h, 24m	183	20
4094	18408.8	2772	1133h, 23m	4116	990
4026	26942.3	6237	2056h, 50m	8723	1035
			14529h, 38m		

Created Aug 15, 2019

Water Department

From Jan 01, 2016

To Dec 31, 2018

Measurements miles

Speed mph

Vehicle	Distance	Idling > 5 mins.	Idling Duration	Trips	After Hours Trips
8006 WBOM Ford F150 Pick	23234.6	3603	1286h, 17m	5601	1283
8795 WBOM Crew Truck	20021.1	4269	2360h, 11m	6123	2174
8387 Grand Isle Dump Truck	11.0	2	15m	3	0
8076 East Bank Plant Pick-U	1736.4	793	270h, 40m	4340	1237
8474 EBOM 6/8 Yd. Dump T	24037.0	3048	1368h, 23m	6203	2703
8392 Utility Billing EB Ford E	8628.7	1086	257h, 26m	3323	625
8439 Utility Billing EB Dodge	38778.5	5308	1302h, 30m	11731	1208
8811 Utility Bill. W.B. P/U Pri	34984.2	5952	1351h, 34m	13997	1517
8526 Utility Billing East Bank	5547.0	542	126h, 49m	1354	134
8093 Utility Billing EB Ford F	25492.0	5444	1405h, 34m	13066	1990
8858 WBOM Dodge Durang	49221.0	2449	1036h, 27m	8146	2587
8822 WBOM Crew Truck	1942.0	468	269h, 8m	631	276
8825 WBOM Pick-up truck	18951.1	1468	490h, 5m	3993	1959
8314 Utility Billing EB Van	22300.2	4240	945h, 33m	9207	2090
8205 EBOM pick-up truck	717.4	122	36h, 43m	215	59
8193 EBOM Crew Truck	110.1	21	11h, 2m	39	13
8441 WBOM Dodge Ram Pi	14740.3	2064	748h, 24m	3624	868
8454 Utility Billing EB Dodge	31408.1	5084	1292h, 7m	10034	1122
8860 Utility Bill. WB Dodge I	41856.2	5215	1227h, 42m	13110	2241
8475 EBOM 6/8 Yd. Dump T	17307.9	2119	746h, 33m	6022	2708
8164 WBOM Pick-Up	28440.8	2728	953h, 5m	4180	876
8436 Water Quality Lab Forc	43338.7	1667	408h, 11m	6248	2260
8461 Utility Billing WB Ram	41609.5	4070	1021h, 21m	10177	939
8361 East Bank Plant Ford F-	3223.1	1745	625h, 42m	7406	2271
Device deactivated. Formerl	13378.3	461	115h, 29m	1843	844
8444 EBOM Dump Truck	465.9	116	42h, 37m	237	110
8239 Utility Billing EB Ford F	36779.1	4775	1053h, 4m	14185	1376
8513 EBOM Crew Truck	6629.7	1685	912h, 0m	2430	1084
8826 Utility Bill. W.B. P/U Pri	39977.9	3673	922h, 10m	9521	1939
8829 West Bank Plant pick-u	9971.7	200	48h, 21m	1455	423
8248 West Bank Plant pick-u	14508.1	91	22h, 6m	1071	202
8803 WBOM Crew Truck	1238.5	288	143h, 41m	371	47
8376 Utility Billing East Bank	17680.1	629	162h, 9m	3712	954
5353 Utility Billing EB Ford E	24298.4	4023	1131h, 7m	8760	2296
8465 EBOM Crew Truck	25651.7	4367	1536h, 11m	9977	4319
Device deactivated. Formerl	8551.1	374	144h, 14m	3045	1513
8802 WBOM Crew Truck	571.6	130	93h, 56m	154	52
8883 Utility Billing WB Dodge	20675.0	2565	616h, 33m	6099	412
8868 WBOM Pick-up	45878.2	2795	964h, 58m	7032	1582
8856 EBOM Dodge Durang	33441.7	2078	639h, 27m	6269	1328
8802 WBOM Crew Truck For	6453.0	1606	990h, 48m	2059	752
8255 EBOM Pick-up truck-Jc	12964.2	1177	395h, 6m	2729	609
8250 East Bank Plant pick-uj	4304.5	551	194h, 59m	2794	921
8879 WBOM Crew Truck	1302.1	353	159h, 28m	486	131
8051 Utility Billing EB Dodge	17927.7	3762	908h, 36m	10487	1574
8523 UBEB Dodge Ram pick	4641.1	248	53h, 12m	861	74
8193 EBOM Crew Truck	22861.0	5077	2661h, 37m	8182	3598
8882 Grand Isle Ford F450	9746.6	639	214h, 13m	2032	563

Created Aug 15, 2019

Water Department

From Jan 01, 2016

To Dec 31, 2018

Measurements miles

Speed mph

Vehicle	Distance	Idling > 5 mins.	Idling Duration	Trips	After Hours Trips
8875 WBOM Crew Truck	24091.2	5272	2598h, 4m	7744	2580
8094 Utility Billing EB Ford F	18228.7	1735	440h, 14m	8019	613
8048 H Water Quality Lab Fc	34170.7	579	164h, 0m	5304	1548
8356 Utility Billing EB Ford F	30507.5	7306	2118h, 38m	12517	1617
8309 WBOM Dump Truck	22947.1	2494	830h, 17m	6512	2812
8473 Utility Billing EB Dodge	31253.2	3489	832h, 2m	9793	2216
8862 WBOM Dump Truck	18436.0	2727	1098h, 57m	4350	1737
8481 EBOM Crew Truck	24384.2	3597	1381h, 22m	7764	2790
8859 Utility Bill. WB Dodge I	45915.1	3475	810h, 59m	9548	1173
8114 H EBOM 10 YARD DUM	16361.2	1350	371h, 29m	6440	3076
8289 East Bank Plant Pick-U	3213.4	2972	1081h, 17m	7942	2634
8074 EBOM Crew Truck	664.5	186	90h, 28m	265	99
8886 Utiltiy Billing EB pick-u	25438.3	7385	1652h, 31m	15323	1858
8466 EBOM pick-up truck	1809.6	265	78h, 21m	420	101
8111 H EBOM 10 Yard Dum	13709.8	689	199h, 28m	5276	2312
8466 EBOM Pick-Up	34200.8	5884	1944h, 39m	9819	2873
8820 WBOM pick-up truck	11551.2	1887	733h, 8m	3172	799
8266 EBOM Crew Truck	10094.7	2614	1288h, 58m	4387	2157
8351 EBOM Crew Truck	24368.0	5509	2713h, 18m	8572	3477
8879 WBOM Crew Truck	22419.1	5247	2529h, 23m	7149	2497
8488 East Bank Plant Ford E	9786.8	1390	414h, 23m	8162	2612
8828 EBOM pick-up truck	1298.8	207	47h, 42m	483	109
8795 WBOM Crew Truck	1318.3	312	199h, 4m	403	133
8815 Utility Bill. W.B. P/U Pri	42538.1	5166	1197h, 41m	10161	1360
8486 UBEB Pick-up truck	102.6	8	1h, 43m	33	5
8449 Water Quality Lab Dur	23907.2	521	133h, 35m	3250	795
8355 Utility Billing EB F-250	25355.3	5394	1230h, 10m	14263	1356
defective device removed fr	12657.0	1086	266h, 6m	3052	710
8840 WBOM Crew Truck	233.1	82	42h, 14m	91	28
8115 EBOM 10 Yard Dump T	21689.9	3345	1246h, 46m	7140	3395
8350 EBOM CREW TRUCK	18528.6	4633	2241h, 53m	7105	2464
8504 Water Quality Lab SUV	1546.9	60	14h, 47m	535	91
8386 EBOM F-750 Dump Tru	4012.8	520	159h, 11m	1583	743
8457 Engineering Inspector	35380.5	5837	4116h, 0m	9206	3228
8496 EBOM dump truck	15089.7	2026	700h, 20m	5364	1998
8008 Water Quality Lab Forc	7797.6	576	154h, 54m	3259	1254
8221 Utility Billing WB Ford	14895.7	2046	493h, 17m	8103	1215
8440 WBOM Dump Truck	21548.6	3616	1449h, 55m	6372	2602
8463 EBOM Crew Truck	27838.5	5105	2098h, 59m	9411	4053
8479 EBOM 2 yard dump tru	23192.1	5068	1877h, 37m	7988	2249
8828 EBOM F-250 Pick-Up	30930.9	4621	1274h, 51m	10534	2891
8467 Utility Billing EB Dodge	35034.3	6034	1393h, 48m	13084	1107
Device missing.	63.6	14	9h, 14m	27	13
8073 EBOM Crew Truck	21603.3	4630	2412h, 13m	7188	2682
8816 WBOM Pick-up truck	3016.9	317	114h, 21m	653	133
8861 Utility Bill. WB Pick-up	16990.2	1352	354h, 25m	4551	1198
8514 UBEB Cargo Van	1014.6	11	3h, 8m	255	1
8118 WBOM Dump Truck	14631.6	2337	885h, 38m	4101	1676

Created Aug 15, 2019

Water Department

From Jan 01, 2016

To Dec 31, 2018

Measurements miles

Speed mph

Vehicle	Distance	Idling > 5 mins.	Idling Duration	Trips	After Hours Trips
8443 EBOM valve truck (pick	553.0	73	25h, 50m	216	50
8118 WBOM Dump Truck	1429.7	209	71h, 7m	391	135
8484 EBOM Supt. I p/u truck	41252.2	2815	832h, 56m	10181	3864
8254 Water Quality Lab Forc	33904.4	2437	585h, 41m	6881	936
8443 EBOM Dodge Ram Pic	26459.1	2708	1075h, 1m	7381	1894
8238 Utility Billing EB Ford F	22888.6	7807	1768h, 15m	15807	1249
8095 Utility Billing EB Ford F	19921.6	1805	435h, 45m	7194	918
8863 West Bank Plant Pick-l	90519.0	1150	280h, 8m	5878	2068
8351 EBOM Crew Truck	1382.7	227	84h, 59m	386	116
8885 Utility Billing WB pick-	34822.3	3445	876h, 12m	10395	1122
8060 East Bank Plant pick-up	4436.0	1315	420h, 19m	4428	1556
8513 EBOM Crew Truck	873.9	231	100h, 7m	344	160
8875 WBOM Crew Truck	1616.6	404	220h, 32m	545	165
8301 EBOM CREW TRUCK	16906.1	3152	1345h, 47m	5440	2386
8490 Water Quality Lab Forc	8092.9	567	148h, 39m	2179	745
8890 WBOM dump truck	9887.5	1605	737h, 48m	2455	838
8874 PW Project Coordinatc	36564.5	5552	3601h, 15m	9181	3545
8822 WBOM Crew Truck	29428.8	5228	2959h, 50m	7424	2725
8821 Utility Billing WB Ford	31538.2	3095	729h, 57m	9103	1533
8819 Utility Billing West Ban	19686.7	1978	604h, 52m	4595	446
8001 East Bank Plant pick-up	2452.6	195	60h, 37m	3588	2372
8884 West Bank Plant pick-t	19518.7	371	95h, 59m	1622	563
8260 Utility Billing WB Explc	11834.4	364	85h, 45m	1431	435
8793 WBOM Dump Truck	1757.1	246	107h, 30m	395	136
8404 Utility Billing EB Ford F	32120.3	6241	1344h, 37m	14332	1796
8522 EBOM pick-up valve tr	3280.4	1117	346h, 48m	2562	675
8517 EBOM Crew Truck	1093.9	301	124h, 40m	553	259
8468 WBOM 2 Yard Dump T	30707.2	5595	2117h, 36m	8283	2239
8253 Water Quality Lab Forc	29588.2	1601	436h, 8m	4882	590
8465 EBOM Crew Truck	434.5	87	28h, 35m	147	51
8455 EBOM Dump Truck	23037.3	3452	1416h, 28m	6874	2798
8205 EBOM F-250 Pick-Up	36697.2	4421	1311h, 58m	9798	3178
8803 WBOM Crew Truck	22658.5	5064	2471h, 46m	6765	2454
8129 Utility Billing EB Ford F	26014.0	708	196h, 54m	9360	1887
8498 East Bank Plant pick-up	3819.9	554	162h, 54m	3304	1095
8463 EBOM Crew Truck	786.5	203	87h, 25m	339	136
8903 UBWB Dodge Ram 250	9903.2	1669	421h, 34m	2681	80
8900 WBOM Crew Truck	6613.9	1233	499h, 37m	1618	477
8794 WBOM Crew Truck	13304.2	2030	869h, 11m	3316	1066
8350 EBOM Crew Truck	637.9	148	66h, 10m	244	85
8517 EBOM Crew Truck	6479.0	1914	963h, 12m	2938	1439
8442 East Bank Plant Pick-up	10894.7	2361	1000h, 26m	5160	1739
8793 WBOM Dump Truck	14025.3	2348	952h, 41m	3643	1256
8111 EBOM Dump Truck	495.5	40	9h, 3m	174	66
8387 EBOM F-750 Dump Tr	6796.7	678	214h, 50m	2123	872
8901 WBOM pick-up truck	9703.0	1239	600h, 44m	1654	444
8234 Utility Billing WB pick-	6409.0	950	208h, 38m	2753	476
8857 West Bank Plant Dodg	17944.9	109	36h, 51m	3119	1564

Created Aug 15, 2019

Water Department

From Jan 01, 2016

To Dec 31, 2018

Measurements miles

Speed mph

Vehicle	Distance	Idling > 5 mins.	Idling Duration	Trips	After Hours Trips
Device missing-see commer	0.4	1	9m	4	0
8468 WBOM 2 yard dump tr	2018.0	348	130h, 47m	557	164
8487 Utility Billing EB pick-u	20291.0	6227	1398h, 38m	14702	1230
8831 WBOM Dump Truck	13594.2	2246	907h, 35m	3837	1598
8444 EBOM Dump Truck	14830.1	2623	804h, 11m	6185	2831
8074 H EBOM Crew Truck	17391.6	4359	1862h, 20m	7529	3386
8124 Utility Billing EB Ford F	31747.3	3609	819h, 55m	9249	1132
8010 EBOM Ford F-250	9366.9	1883	496h, 4m	7618	1892
8840 WBOM Crew Truck	28916.0	7028	3819h, 33m	8830	3305
8900 WBOM Crew Truck	434.4	65	26h, 46m	89	25
8486 Utility Billing EB Dodge	30404.8	6589	1517h, 35m	14963	2345
8353 EBOM Ford F-250 Pick	45308.6	2987	670h, 52m	11847	3617
8904 Utility Billing West Ban	3921.7	618	131h, 23m	1510	173
8827 Grand Isle Pick-Up	20417.2	1151	357h, 11m	5909	1924
8114 EBOM Dump Truck	466.9	24	6h, 33m	164	93
8029 West Bank Plant pick-t	8972.6	233	59h, 4m	1223	450
8081 EBOM pick-up truck	14391.8	1469	533h, 14m	4174	1855
8523 UBEB Dodge Ram 2500	6798.8	374	86h, 59m	1208	151
8830 WBOM Dump Truck	9089.1	1322	505h, 11m	2614	1121
5353 Utility Billing East Bank	0.0	0	0s	0	0
8002 Utility Billing East Bank	0.0	0	0s	0	0
8006 v.7 WBOM pick-up tru	0.0	0	0s	0	0
8048 Lab pick-up truck	0.0	0	0s	0	0
8093 Utility Billing East Bank	0.0	0	0s	0	0
8115 EBOM Dump Truck	0.0	0	0s	0	0
8124 Utility Billing East Bank	0.0	0	0s	0	0
8238 v.7 Utility Billing East B	0.0	0	0s	0	0
8239 Utility Billing East Bank	0.0	0	0s	0	0
8253 Water Quality Lab SUV	0.0	0	0s	0	0
8289 East Bank Plant pick-up	0.0	0	0s	0	0
8355 Utility Billing East Bank	0.0	0	0s	0	0
8356 Utility Billing East Bank	0.0	0	0s	0	0
8439 Utility Billing East Bank	0.0	0	0s	0	0
8455 EBOM Dump Truck	0.0	0	0s	0	0
8467 Utility Billing East Bank	0.0	0	0s	0	0
8473 v.7 UBEB Dodge Ram p	0.0	0	0s	0	0
8481 EBOM Crew Truck	0.0	0	0s	0	0
8487 Utility Billing East Bank	0.0	0	0s	0	0
8514 v.7 UBEB Cargo Van	0.0	0	0s	0	0
8542 Water Quality Lab SUV	0.0	0	0s	0	0
8811 v.7 UBWB pick-up	0.0	0	0s	0	0
8815 v.7 UBWB pick-up	0.0	0	0s	0	0
8819 v.7 UBWB pick-up	0.0	0	0s	0	0
8821 v.7 UBWB van	0.0	0	0s	0	0
8826 v.7 UBWB pick-up	0.0	0	0s	0	0
8831 WBOM Dump Truck	0.0	0	0s	0	0
8859 v.7 UBWB pick-up	0.0	0	0s	0	0
8885 v.7 UBWB pick-up	0.0	0	0s	0	0

Created Aug 15, 2019

Water Department

From Jan 01, 2016

To Dec 31, 2018

Measurements miles

Speed mph

Vehicle	Distance	Idling > 5 mins.	Idling Duration	Trips	After Hours Trips
8886 v.7 UBEB pick-up truck	0.0	0	0s	0	0
8901 v.7 WBOM pick-up tru	0.0	0	0s	0	0
8904 v.7 UBWB van	0.0	0	0s	0	0
8906 West Bank Plant servic	0.0	0	0s	0	0
8907 EBOM 10 yard dump t	0.0	0	0s	0	0

---

128438h, 6m



Created Aug 14, 2019  
 From Jan 01, 2016  
 To Dec 31, 2018

Animal Department

Measurements km  
 Speed km/h

Vehicle	Distance	Idling > 5 mins.	Idling Duration	Trips	After Hours Trips
[REDACTED]	36696.1	1896	509h, 42m	3645	1243
3211-CR613	50687.1	2412	722h, 54m	4619	1860
3245-VC616	28025.1	1145	389h, 14m	2105	1456
3243 EXTRA	30214.1	1404	503h, 33m	2782	1166
3246-VS618	31693.3	1415	514h, 7m	3276	1076
3111-TB600	20271.0	735	214h, 34m	1559	592
3110-ME?	32323.9	1438	411h, 27m	3138	1255
10	0.0	0	0s	0	0
2	0.0	0	0s	0	0
3	0.0	0	0s	0	0
5	0.0	0	0s	0	0
			3265h, 35m		

Created Aug 14, 2019 Drainage Department

From Jan 01, 2016

To Dec 31, 2018

Measurements km

Speed km/h

Vehicle	Distance	Idling > 5 mins.	Idling Duration	Trips	After Hours Trips
9886 WB PS Lafitte F150	63848.7	6097	1735h, 16m	9523	3396
6382 EB Drainage F250	5022.1	1670	688h, 44m	2550	345
6311 EB Line Repir 5yd Dump Truck	15954.5	0	1h, 27m	2724	24
6170 EB Drainage F250	15776.2	3105	1790h, 53m	5224	922
6755 WB Drainage E450 Crew Van	21403.4	2598	1917h, 7m	3831	822
9167 EB PS Ram 1500	6212.8	387	173h, 14m	1073	133
6966 Drainage 12 yd Dump Truck	14621.8	1421	513h, 57m	2362	132
6471 WB Drainage F250	22820.0	1730	949h, 53m	3201	582
6145 EB Drainage F250	9963.3	4185	1958h, 59m	7075	1541
6110 EB Line Repair 5 yd Dump Truck	2120.3	0	14m	363	6
6030 EB Drainage line cleaning	6708.8	1561	599h, 10m	1920	62
9643 Pump Station Repair F-350	35523.8	2388	1565h, 18m	4350	285
6738 EB Crew Van	2682.3	696	365h, 12m	889	124
6188 EB Drainage Crew Van	2268.9	627	220h, 46m	901	85
6386 WB Drainage Vaccon	11122.2	2801	1191h, 0m	3534	412
9701 Pump Station Repair RAM HD 450	26482.1	1976	1035h, 3m	4986	850
6165 EB Drainage F250	13433.3	2611	1267h, 6m	3994	482
6646 5 yard Dump	1761.3	144	33h, 6m	259	28
6801 WB Drainage Crew Van 450	19925.1	2790	1325h, 32m	3593	678
6808 WB Drainage Pickup	9704.3	1257	497h, 33m	2723	373
6858 WB Drainage Sterling Vaccon	22787.3	3557	1243h, 37m	5404	551
6733 EB 5yd Dump - Canal Bank Rest	23562.7	0	2h, 1m	3179	33
9101 Pump Station Repair (Spare F-150)	18614.9	1173	575h, 44m	2791	214
6624 WB Drainage Dump Truck 12yd	26205.3	1916	536h, 57m	3952	286
6265 EB DRAINAGE Dodge 1500	5292.9	339	103h, 1m	921	98
6744 EB Drainage Vaccon	15145.9	4719	1768h, 37m	6462	298
6165 EB Drainage F250	5423.5	1293	580h, 20m	1967	246
6149 EB Drainage F250	6661.0	1266	551h, 48m	2034	194
6340 EB Line Cleaning Ford Pickup	350.8	16	4h, 22m	123	3
6967 WB DRAINAGE 12 YD DUMP TRUCK	12905.2	1034	304h, 23m	1729	87
6701 EB Drainage F250	8939.0	2908	936h, 21m	6012	799
9640 EB Pump Station RAM 2500	5870.6	518	349h, 6m	1052	326
6745 WB Drainage Vaccon Kenworth 2000	22882.1	5027	2283h, 52m	6596	692
6939 EB Pump Stations F-250	11172.2	922	559h, 30m	2158	798
6623 EB 10yd Dump - Canal Restr	11014.1	788	215h, 5m	1975	84
6606 WB DRAINAGE	6090.0	212	64h, 28m	663	11
6698 WB F-250	12782.0	1369	888h, 32m	2150	180

Created Aug 14, 2019 Drainage Department

From Jan 01, 2016

To Dec 31, 2018

Measurements km

Speed km/h

Vehicle	Distance	Idling > 5 mins.	Idling Duration	Trips	After Hours Trips
6944 Pump Station Repair F-450	42247.7	3309	1434h, 41m	5771	706
6853 Pump Station Repair F-350	20618.8	1618	754h, 10m	3598	286
6611 WB DRAINAGE	9709.1	1260	633h, 37m	1985	121
6699 WB DRAINAGE	9347.3	1178	660h, 14m	1771	235
6727 EB 2 yd Utility Truck	6914.4	1221	472h, 55m	2029	294
9858 WB Pump Station [REDACTED]	56154.3	1922	574h, 56m	9196	1348
6805 WB Drainage Maint Truck	8650.9	1034	452h, 3m	1691	172
6075 EB Drainage F450 Utility Vehicle	16375.5	3988	1393h, 50m	5966	840
6647 WB Drainage Foreman Crew Van	3.1	5	51m	21	0
6621 WB Drainage Sterling Vaccon 200	1644.3	333	123h, 44m	423	90
6989 WB DRAINAGE TRASH TRUCK	10109.7	1472	677h, 0m	2240	283
6754 WB Drainage E450 Crew Van	20337.4	2774	1142h, 33m	5055	549
9777 Pump Station Repair F-450	9044.6	455	268h, 45m	1368	122
6390 WB Drainage 12yd Dump	21341.1	2307	894h, 57m	3875	353
9773 Pump Station Repair F-350	12049.6	904	543h, 53m	1924	315
6620 EB Drainage Vactor	13802.3	3868	1367h, 23m	5144	285
6649 WB Drainage F250	10850.1	1383	475h, 11m	2429	205
6656 Pump Station Repair F-550	52219.2	3282	1144h, 34m	7630	751
6610 WB Drainage Dodge 2500	18789.4	1747	813h, 50m	3468	778
6767 EB DRAINAGE 5 YARD DUMP	1346.6	0	9m	213	4
6340 EB Line Cleaning Ford Pickup	9597.2	141	44h, 23m	4047	120
6340 WB DRAINAGE	2562.5	260	119h, 47m	562	29
6728 EB 2yrd Dump - Line Repair	5178.6	331	104h, 40m	1646	160
6188 EB Drainage Crew Van - Line Mair	10337.5	2105	877h, 31m	4240	670
6389 EB Crew Van - Grass Cutting [REDACTED]	25077.3	4847	1821h, 40m	10382	1614
6134 Dodge 1500 EB Drainage [REDACTED]	15617.9	1284	324h, 16m	3197	390
6647 WB Drainage Foreman Crew Van	16329.9	3382	1252h, 14m	5296	735
6769 EB 2 yd Dump - Line Repair	2912.9	518	188h, 20m	920	98
6698 WB Drainage Pickup F250	20838.0	2054	945h, 59m	3720	599
6471 WB Drainage F250	6792.6	737	381h, 7m	1071	134
6786 EB Pump Station [REDACTED] F-150	56265.8	1085	433h, 13m	7867	1194
6110 EB Line Repair 5 yd Dump Truck	18475.1	0	1h, 18m	2946	17
6075 EB Drainage F450 Utility	1481.8	361	115h, 51m	650	53
6699 WB Drainage Pickup F250	16882.5	1872	821h, 16m	4196	685
6385 EB Trash Truck - Grass Cutting	5557.1	1335	473h, 21m	3047	285
6649 WB Drainage F250	947.8	88	29h, 40m	207	12
6074 WB Drainage Trash Truck	18853.1	1955	719h, 7m	3962	469

Created Aug 14, 2019 Drainage Department

From Jan 01, 2016

To Dec 31, 2018

Measurements km

Speed km/h

Vehicle	Distance	Idling > 5 mins.	Idling Duration	Trips	After Hours Trips
6611 WB Drainage Pickup Ram 250	21048.5	2675	1229h, 37m	4498	617
9841 WB Pump Stations [REDACTED]	75135.0	2190	569h, 51m	8967	1210
6807 WB Drainage Maint Truck	15700.0	838	329h, 35m	2709	378
6384 WB Drainage Trash Truck 1 1/2 Tc	8290.0	945	311h, 1m	1724	233
9117 EB Pump Stations [REDACTED]	35149.7	1122	1005h, 59m	4615	968
6727 EB F450 Utility Truck - Maintenance	8100.2	1216	387h, 20m	2117	126
6700 EB Drainage [REDACTED]	38084.6	1437	395h, 4m	3747	200
6035 WB Drainage Trash Truck	4204.3	442	133h, 13m	977	80
9722 WB PS F-150	25516.4	650	282h, 11m	3505	236
9732 Pump Station Repair Ram 4500 HI	31723.5	3485	1509h, 20m	7185	1086
6619 Pump Station Repair [REDACTED] F-150	52625.5	1001	501h, 23m	6248	1097
6074 WB Drainage Trash Truck	13345.3	1300	541h, 45m	2415	314
9857 WB Pump Station [REDACTED]	72459.3	719	198h, 18m	9937	1926
6256 EB DRAINAGE (Eng Inspector II / ')	2314.2	44	10h, 25m	907	33
6864 Pump Stations Repairs F-450	30882.5	2522	1300h, 55m	5293	551
9842 WB Pump Station [REDACTED] Dodge	68978.5	598	172h, 6m	7189	1304
6728 EB DRAINAGE 2 YARD DUMP	748.7	220	94h, 52m	320	34
6941 WB PS Lafitte F-250	12953.3	257	87h, 26m	2373	310
6606 WB Drainage F250	23083.9	865	289h, 5m	2641	33
6788 WB Drainage [REDACTED]	43282.3	3095	1062h, 13m	6051	283
6378 EB Drainage(Spare)	701.9	224	71h, 14m	348	31
6798 WB Drainage Ford 5yd Dump Truc	18068.2	1784	707h, 19m	2687	296
6810 WB Drainage F250 pickup	23233.4	2656	1084h, 45m	4409	670
6638 Pump Station Repair	43861.8	709	194h, 40m	5398	882
6385 EB Trash Truck - Grass Cutting	1608.5	352	136h, 8m	557	56
6391 WB Drainage 12yd Dump	33302.2	148	46h, 15m	4488	181
6170 EB Drainage F250	942.7	297	78h, 42m	494	23
6808 WB DRAINAGE	4880.9	545	236h, 16m	1375	365
6810 WB DRAINAGE PICK UP TRUCK	11277.2	1546	574h, 26m	2448	411
6614 EB Drainage 2500 (spare)	15128.0	2455	819h, 8m	4128	356
6738 EB Crew Van - Line Repair	7739.9	1949	858h, 28m	3160	452
6447 WB Drainage Super Duty Ford F-3	12825.8	1430	820h, 14m	2535	192
9118 EB Pump Stations [REDACTED] F-150	47451.0	1799	941h, 51m	7750	1513
9169 EB DRAINAGE TRUCK [REDACTED]	9435.3	785	189h, 15m	1887	190
6149 EB Drainage F250	14874.0	2611	1229h, 7m	4354	515
6651 WB DRAINAGE	13574.8	1753	705h, 49m	2835	443
6807 WB DRAINAGE 2 YD MAINT TRUC	9837.3	1105	452h, 10m	1916	205

Created Aug 14, 2019 Drainage Department

From Jan 01, 2016

To Dec 31, 2018

Measurements km

Speed km/h

Vehicle	Distance	Idling > 5 mins.	Idling Duration	Trips	After Hours Trips
6278 EB DRAINAGE [REDACTED]	2420.0	263	101h, 52m	378	24
6173 EB Drainage F350 [REDACTED]	39417.3	5577	1926h, 49m	7878	426
6755 WB Drainage E450 Crew Van	9637.1	1473	1152h, 43m	1964	421
6612 EB Pick-up - Inspector	13297.0	1621	599h, 26m	3231	553
6647 WB Drainage crew van	176.3	35	12h, 0m	42	7
6239 WB Drainage F150	20345.4	1526	483h, 52m	3709	683
6079 EB Drainage Trash Truck	1899.7	204	62h, 39m	493	21
6386 WB Drainage Ford Vaccon	6.7	0	2m	3	0
6387 EB Drainage Vaccon Eastbank	9505.3	2492	950h, 47m	3311	83
6942 WB PS Lafitte F-250	34860.6	3116	1019h, 37m	5880	1243
6143 EB Drainage Admin (spare)	25830.4	2128	695h, 4m	4390	445
6813 WB Drainage E-450 Crew Van	11913.6	2306	1384h, 49m	2860	564
6239 WB Drainage F150	1635.7	134	52h, 40m	256	28
6624 WB Drainage Dump Truck 12yd	7494.5	690	219h, 59m	1131	47
6438 WB Drainage F-250 Pickup	22955.2	2410	906h, 22m	3986	588
6797 WB Drainage 5yd Dump	5976.3	0	37m	639	48
9778 WB PS Lafitte F-150	75886.8	6981	2375h, 5m	12075	4721
6238 EB DRAINAGE VAC-ALL [REDACTED]	2953.8	701	310h, 30m	838	6
6257 Dodge 1500 EB Drainage [REDACTED]	14231.2	1101	457h, 54m	2675	194
6384 WB Drainage Trash Truck 1 1/2 Tc	5045.6	0	35m	751	52
6754 WB DRAINAGE	10047.0	2581	1637h, 53m	3047	383
9868 WB PS Lafitte F-150	63400.4	7509	1829h, 27m	11777	3772
6797 WB Drainage 5yd Dump	18757.9	1635	570h, 14m	2579	219
6388 WB Drainage 12yd Dump	20302.3	1547	458h, 1m	2657	219
6172 EB Drainage 5yrd dump	0.0	0	8s	1	0
6383 EB PS F250	35121.8	2768	1700h, 12m	6429	1711
6645 EB Crew Van - Line Repair	11469.3	2994	1352h, 37m	4419	825
6382 EB Drainage F250	10029.1	2126	795h, 41m	3267	242
Vehicle6723	67878.2	2629	862h, 12m	5400	567
6805 WB Drainage Maint Truck	13923.9	1684	657h, 41m	2576	353
6762 WB Drainage [REDACTED]	35843.1	1095	340h, 20m	3904	496
6744 EB Drainage Vaccon	3568.0	1219	439h, 47m	1583	61
6798 WB Drainage Ford 5yd Dump Truc	7241.5	733	334h, 47m	1061	93
6651 WB Drainage Pickup F250	21451.5	2838	1178h, 15m	4975	827
6302 EB Drainage	2859.7	993	361h, 21m	1241	59
6610 WB DRAINAGE	8418.6	1060	627h, 56m	1655	309
6438 WB Drainage F-250 Pickup	8734.7	876	334h, 5m	1433	125

Created Aug 14, 2019 Drainage Department

From Jan 01, 2016

To Dec 31, 2018

Measurements km

Speed km/h

Vehicle	Distance	Idling > 5 mins.	Idling Duration	Trips	After Hours Trips
6965 WESTBANK DRAINAGE 12 YD DUI	10674.5	864	223h, 22m	1692	58
9100 WB PS Lafitte F-150	18667.8	667	214h, 29m	3684	869
6379 WB Drainage Trash Truck	25492.3	2064	724h, 57m	5097	682
6813 WB Drainage E-450 Crew Van	19392.3	3641	1414h, 42m	5578	663
6268 EB DRAINAGE CREW VAN [REDACTED]	0.0	0	0s	0	0
6607 WB Drainage Pickup [REDACTED]	0.0	0	0s	0	0
6620 EB Drainage Vaccon	0.0	0	0s	0	0
6644 Eastbank Drainage	0.0	0	0s	0	0
6645 EB Drainage Crew Van	0.0	0	0s	0	0
6697 EB Drainage	0.0	0	0s	0	0
6745 WB Drainage Vaccon	0.0	0	0s	0	0
9913 WB PS Ram 2500 [REDACTED]	0.0	0	0s	0	0
9914 WB PS Lafitte Ram 1500	0.0	0	0s	0	0
9919 WB PS Lafitte Ram 1500	0.0	0	0s	0	0
9922 WB PS Lafitte Ram 1500	0.0	0	0s	0	0
9926 WB PS Lafitte Ram 1500	0.0	0	0s	0	0
9927 WB PS Ram 2500 [REDACTED]	0.0	0	0s	0	0
G71020F35691	0.0	0	0s	0	0
New vehicle (G76D20EC9E3F previously)	0.0	0	0s	0	0

99610h, 17m

Created Aug 14, 2019    Engineering Department  
 From Jan 01, 2016  
 To Dec 31, 2018

Measurements km  
 Speed km/h

Vehicle	Distance	Idling > 5 mins.	Idling Duration	Trips After Hours Trips	
4070	42450.5	289	78h, 52m	5973	14
4027	17164.2	159	40h, 25m	1821	3
4079	9683.3	465	362h, 17m	1032	70
4083	17151.2	638	151h, 31m	1963	257
4014	5907.4	2743	841h, 24m	5325	511
0	41866.4	912	204h, 1m	4055	82
4016	2380.5	679	170h, 11m	2424	270
4009	36722.2	1079	317h, 43m	3683	403
4009	0.0	0	0s	0	0
4016	0.0	0	0s	0	0
4030	0.0	0	0s	0	0
4044	0.0	0	0s	0	0
4045	0.0	0	0s	0	0
4047	0.0	0	0s	0	0
4050	0.0	0	0s	0	0
4063	0.0	0	0s	0	0
4066	0.0	0	0s	0	0
4070	0.0	0	0s	0	0
4115	0.0	0	0s	0	0
4117	0.0	0	0s	0	0
			2166h, 27m		

Created Aug 20, 2019

Engineering - Scada Department

From Jan 01, 2016

To Dec 31, 2018

Measurements km

Speed km/h

Vehicle	Distance	Idling > 5 mins.	Idling Duration	Trips	After Hours Trips
EB-Truck-F-250 #3726	16953.7	934	329h, 20m	3342	660
EB-Van-F-250 #3732	17245.1	883	266h, 57m	3827	682
Dodge Journey 4099	8520.6	66	18h, 34m	993	63
WB-Van-F-250 #3731	18892.7	988	518h, 16m	2403	254
WB-Dodge-3500 #4098	32037.4	975	364h, 6m	4333	443
F-750 Bucket Truck #4023	5617.9	122	37h, 17m	952	165
EB-Dodge-2500 #4097	26491.2	436	154h, 56m	3791	643
WB-Truck-F-250 #3725	16789.0	755	325h, 25m	2296	187
			2014h, 55m		



Created Aug 14, 2019

Engineering - Inspections Department

From Jan 01, 2016

To Dec 31, 2018

Measurements miles

Speed mph

Vehicle	Distance	Idling > 5 mins.	Idling Duration	Trips	After Hours Trips
Unit 4046	2771.4	327	130h, 57m	1825	52
Unit 4068	6166.8	202	54h, 12m	987	9
Unit 4004	11144.1	779	422h, 56m	2218	250
Unit 4041	1786.9	252	95h, 44m	456	22
Unit 4057	5732.8	278	122h, 34m	1152	84
UNIT 4121	0.0	0	0s	0	0
Unit 4004	0.0	0	0s	0	0
Unit 4018	0.0	0	0s	0	0
Unit 4042	0.0	0	0s	0	0
Unit 4046	0.0	0	0s	0	0
Unit 4054	0.0	0	0s	0	0
Unit 4057	0.0	0	0s	0	0
Unit 4119	0.0	0	0s	0	0

826h, 24m

Created Aug 14, 2019 Juvenile Services

From Jan 01, 2016

To Dec 31, 2018

Measurements miles

Speed mph

Vehicle	Distance	Idling > 5 mins.	Idling Duration	Trips	After Hours Trips
5372	288.4	32	7h, 28m	373	7
5368	490.6	9	2h, 57m	150	40
5364	931.8	161	44h, 18m	1547	100
5365	2904.7	202	47h, 47m	699	601
5369	151.9	4	1h, 10m	46	3
5314	2013.5	14	4h, 25m	236	20
5367	3799.7	244	57h, 13m	790	560
5366	5041.7	45	10h, 22m	209	44
			175h, 43m		

Created Aug 14, 2019

Library Department

From Jan 01, 2016

To Dec 31, 2018

Measurements miles

Speed mph

Vehicle	Distance	Idling > 5 mins.	Idling Duration	Trips	After Hours Trips
Vehicle 2072	150.3	4	1h, 18m	52	32
Vehicle 2047	211.9	5	1h, 41m	49	12
Vehicle #2055	17203.9	515	151h, 31m	3701	3701
Vehicle 2071	258.1	7	2h, 37m	61	35
Vehicle 2055	0.0	0	0s	1	0
Vehicle 2020	581.5	3	1h, 0m	70	2
Vehicle #2017	24565.7	596	155h, 53m	3358	3358
Vehicle #2029	17064.4	306	109h, 39m	5715	5715
Vehicle #2023	16278.6	821	392h, 5m	4046	4046
Vehicle 2025 FLEX	529.1	4	2h, 15m	42	9
Vehicle 2068	325.2	13	3h, 31m	77	7
Vehicle 2084	127.3	4	47m	20	0
Vehicle #2020 old install	26667.6	433	119h, 19m	3287	3287
Vehicle #2019 old install	8346.6	141	40h, 21m	2113	2113
Vehicle 2024 FLEX	415.1	2	25m	23	8
Vehicle #2024 FLEX	3713.8	19	6h, 11m	545	61
Vehicle #2067	27188.8	345	92h, 4m	5714	5714
Vehicle 2021	0.0	0	3m	1	0
Vehicle #2071	16675.8	579	171h, 22m	5496	5496
Vehicle 2056	0.0	0	27s	1	0
Vehicle 2057	539.0	1	35m	55	5
Vehicle 2017	146.7	4	49m	21	0
Vehicle #2014	24326.7	553	184h, 15m	5705	5705
Vehicle 2019	264.4	9	2h, 0m	84	7
Vehicle #2021 old install	2704.0	12	4h, 25m	462	462
Vehicle #2057	25293.5	319	81h, 17m	4400	4400
Vehicle #2026	12212.5	46	25h, 32m	2752	2752
Vehicle 2026	0.0	0	0s	1	0
Vehicle #2072	2011.6	22	7h, 53m	524	179
Vehicle #2047	16312.4	369	125h, 35m	3903	3903
Vehicle 2069	20658.7	1805	440h, 49m	5007	5007
Vehicle 2029	179.4	0	36m	48	4
Vehicle #2056	14988.8	606	181h, 8m	3367	3367
Vehicle #2018	19863.0	192	82h, 43m	5498	5498
Vehicle #2027	11913.4	15	9h, 11m	2132	2132
Vehicle 2023	205.2	12	5h, 4m	49	7
Vehicle #2068	20546.4	1040	306h, 43m	4460	4460
Vehicle 2018	0.0	0	0s	0	0
Vehicle 2027	0.0	0	0s	0	0
Vehicle 2067	0.0	0	0s	0	0

2710h, 52m

Created Aug 14, 2019  
 From Jan 01, 2016  
 To Dec 31, 2018

PMZ-QOL

Measurements miles  
 Speed mph

Vehicle	Distance	ing > 5 mins.	Idling Duration	Trips	After Hours Trips
3576	5884.7	1473	361h, 29m	3293	345
3574	8644.1	1205	273h, 19m	2514	252
3515	6666.1	2137	525h, 5m	3023	89
3567	6102.4	1637	392h, 49m	3149	90
3513	6109.9	1358	302h, 28m	2435	256
3507	5281.9	2304	589h, 10m	3674	63
3571	6426.2	1825	378h, 52m	3552	100
3516	7307.0	1650	529h, 21m	2683	583
3565	2499.8	439	173h, 8m	624	99
3566	3500.4	521	234h, 37m	1244	29
3512	8675.7	1158	313h, 1m	10529	308
3514	6657.9	1492	354h, 49m	3163	121
3575	7257.3	1056	283h, 0m	2130	186
3569	5076.5	1087	266h, 21m	2911	54
3570	5732.3	1855	420h, 32m	3175	97
3509	10952.9	1207	264h, 32m	2500	70
3510	6245.7	253	61h, 19m	1874	68
3540	3593.3	508	141h, 53m	1265	50
3573	3498.6	357	80h, 49m	1246	90
3568	3995.3	717	162h, 46m	1454	52
3505		1100	231h, 18m	2449	128
3572	5110.8	918	210h, 44m	1841	105
3517	0.0	0	0s	0	0
3518	0.0	0	0s	0	0

6551h, 33m

Created Aug 15, 2019

Public Works - Central Warehouse

From Jan 01, 2016

To Dec 31, 2018

Measurements km

Speed km/h

Vehicle	Distance	Idling > 5 mins.	Idling Duration	Trips	After Hours Trips
4416	8956.6	169	52h, 35m	1341	342
8367	8182.0	119	51h, 4m	1294	447
8192	2522.4	78	40h, 17m	477	131
8371	6944.8	97	47h, 35m	1324	367
8166	0.0	0	0s	0	0
8184	0.0	0	0s	0	0
			191h, 32m		

Created Aug 15, 2019

Sewerage Department

From Jan 01, 2016

To Dec 31, 2018

Measurements km

Speed km/h

Vehicle	Distance	Idling > 5 mins.	Idling Duration	Trips	After Hours Trips
7634 WB L/S Elect Van	21205.2	1878	1101h, 38m	2901	565
7680 Marrero Plant Laborer'	2272.6	1274	512h, 57m	2426	96
7923 WB L/S Pump Mechnic	18254.8	1207	710h, 28m	2512	845
7040 Marrero Plant Operato	3024.3	2232	630h, 58m	6591	4196
7938 WB Laborer Truck	2324.1	404	144h, 37m	547	45
7858 Marrero Plant Mechan	21809.4	2222	831h, 17m	4462	766
7222 E/B L/S Elect.Van	10661.8	1310	752h, 49m	2316	834
7493 EB L/S Elect.Van	14457.0	1752	1050h, 10m	3285	1218
7886 WB L/S Route 4	177.0	20	6h, 20m	56	11
7682 EB L/S Laborer Truck	16611.4	3239	1334h, 11m	6036	1885
7273 EB L/S Mechanic	14338.6	1971	1163h, 11m	3598	1258
7087 BC Belt Press Operator	10409.6	484	159h, 46m	2173	450
7586 EB Fuel Truck	735.8	61	15h, 32m	149	62
7032 WB L/S Carpenter	770.8	58	30h, 5m	119	8
7017 WB L/S Elect Van	9934.7	861	544h, 21m	1494	218
7084 Plant Main Supt	6040.0	190	67h, 6m	553	132
7885 WB L/S Route 3	4418.6	498	198h, 17m	909	91
7726 EB L/S Superintendent	14871.1	809	321h, 9m	3765	978
7626 EB	9168.7	292	112h, 12m	1415	232
7537 Marrero Plant Belt Pre:	3374.1	1313	908h, 18m	2284	789
7773 Harvey Plant Operator	4708.2	1814	533h, 22m	4059	1181
7939 WB Laborer Truck	2336.7	460	129h, 4m	647	44
7469 WB L/S Laborer Truck	20288.3	4084	1889h, 47m	5425	574
7885 WB L/S Route 3	44005.5	7089	3378h, 10m	11596	1080
7718 Harvey Plant Laborer's	5599.0	3029	1025h, 21m	4760	579
7587 EB L/S Laborer Truck	19856.2	4377	1834h, 56m	6986	1239
7064 Blue Route EB L/S	44468.4	8498	3314h, 15m	12979	2503
7637 EB L/S Welder Truck	207.5	11	3h, 2m	104	27
7710 EB L/S Elect. Van	13111.0	2059	1113h, 43m	2959	939
7365 Plant Electrician's Truc	2634.5	170	52h, 19m	646	124
7882 WB L/S Route 1	3468.0	763	252h, 12m	1121	85
7154 BC Plant Operator's Tr	9597.7	943	376h, 30m	2799	993
7883 WB L/S Route 2	5409.5	1036	243h, 28m	1405	138
7372 WB L/S Foreman	8136.6	963	401h, 59m	1606	130
7016 Road Operator	37223.9	3523	1750h, 29m	5243	1755
7845 Lafitte Plants Mechanic	35132.8	2875	1288h, 36m	5977	1242
7268 EB L/S Mechanic	19696.0	2866	1527h, 11m	5605	1530
7887 WB L/S Route 5	4828.7	745	220h, 50m	1086	60
7025 WB L/S Fuel Truck	23878.6	1185	633h, 5m	2996	1072
7061 Orange Route EB L/S	47263.2	9526	3299h, 14m	14556	2579
7772 EB L/S Foreman	12722.7	1536	684h, 35m	3995	1037
7679 BC Laborer's Truck	17644.6	1488	774h, 1m	2927	680
7924 WB L/S Mechanic Truc	33413.9	4329	3092h, 43m	6295	1698
7866 E&WB L/S Vac•con Tru	8037.1	1044	576h, 59m	1545	116
7846 Sewerage WWTP Gen	5188.5	464	262h, 58m	1242	421
7887 WB L/S Route 5	49734.4	9993	2883h, 4m	14780	1124
7148 Harvey Belt Press Ope	11906.9	1451	483h, 45m	4187	1137
7062 Red Route EB L/S	41835.1	5902	2950h, 50m	9090	1818
7085 Harvey Plant Mechanic	19457.5	1861	660h, 3m	4726	747
7701 WB L/S Elect Van	24996.0	1791	1181h, 48m	3610	1080

Created Aug 15, 2019

Sewerage Department

From Jan 01, 2016

To Dec 31, 2018

Measurements km

Speed km/h

Vehicle	Distance	Idling > 5 mins.	Idling Duration	Trips	After Hours Trips
7280 WB L/S Laborer Truck	23440.8	4849	1718h, 58m	6744	872
7034 EB L/S Main. Superinte	24363.4	1396	701h, 32m	4888	1706
7883 WB L/S Route 2	51398.0	9206	2870h, 1m	13874	984
7668 Marrero Plant Welder!	6512.6	1145	327h, 32m	2888	650
7770 BC Mechanic's Truck	8027.3	1916	941h, 36m	3367	484
7069 Black Route EB L/S	42771.4	8645	3273h, 53m	12323	1763
7882 WB L/S Route 1	50526.8	10294	3281h, 20m	13782	1176
7278 EB L/S Mechanic	14230.9	2564	1600h, 3m	4051	1211
7922 WB L/S Mechanic Truc	42600.5	4560	2806h, 43m	6568	1768
7269 EB L/S Mechanic	16011.0	1772	921h, 2m	3418	1027
7665 WB L/S Welder Truck	5081.3	388	309h, 39m	752	82
7065 Green Route EB L/S	35893.2	6159	1986h, 40m	12738	2050
7925 WB L/S Mechanic Truc	24506.4	2462	1636h, 36m	4210	1359
7886 WB L/S Route 4	41334.1	6475	2450h, 50m	11963	867
7088 Marrero Plant Superint	27653.9	1045	264h, 5m	4062	589
7876 Harvey Plant Supt.	18540.6	687	192h, 0m	3084	662
G72720F46B9E	0.0	0	0s	0	0
G74A20F46EF0	0.0	0	0s	0	0
G78D20F56933	0.0	0	0s	0	0
G79D20F56923	0.0	0	0s	0	0
G7B120F5690F	0.0	0	0s	0	0
G7BC20F46D07	0.0	0	0s	0	0
G7BC20F56902	0.0	0	0s	0	0
G7D520F56868	0.0	0	0s	0	0
G7DE20F46E64	0.0	0	0s	0	0
G7EB20F46E51	0.0	0	0s	0	0
G7F120F46E4B	0.0	0	0s	0	0
G7F720F46E4D	0.0	0	0s	0	0
G7F820F56946	0.0	0	0s	0	0
Vehicle32	0.0	0	0s	0	0
Vehicle42	0.0	0	0s	0	0
Vehicle44	0.0	0	0s	0	0
Vehicle71	0.0	0	0s	0	0

72696h, 46m

Created Aug 15, 2019  
 From Jan 01, 2016  
 To Dec 31, 2018

Streets and Parkways

Measurements miles  
 Speed mph

Vehicle	Distance	Idling > 5 mins.	Idling Duration	Trips	After Hours Trips
4632 - 2008 FORD EXPLORER - [REDACTED]	2308.8	142	46h, 33m	689	1
UNIT# 4420 - F-150 - [REDACTED]	16793.8	494	143h, 53m	5420	1027
9799 - 2017 FORD EXPLORER - [REDACTED]	4022.7	201	51h, 36m	592	187
UNIT# 4371 - 10YD DUMP - BAD PORT - [REDACTED]	229.1	42	20h, 57m	93	1
9651 - 2009 FORD EXPLORER - [REDACTED]	2574.2	139	35h, 20m	464	32
9327 - 2004 GRAPPLE TRUCK - [REDACTED]	2812.1	697	191h, 33m	1023	131
4329 - 2009 FORD F150 - [REDACTED]	693.7	178	65h, 25m	421	11
4570 - 2007 F150 - [REDACTED]	852.1	126	52h, 35m	338	3
4683 - 2015 KENWORTH TRUCK - [REDACTED]	705.6	175	52h, 47m	271	17
UNIT# 4452 - F-150 - [REDACTED]	30427.4	2543	831h, 37m	5691	64
4538 - 2005 5YD DUMP TRUCK - [REDACTED]	624.7	98	29h, 32m	243	30
4481 - 2017 2YD DUMP TRUCK - [REDACTED]	1479.2	467	157h, 1m	667	10
9269 - 2003 BUCKET TRUCK - [REDACTED]	664.1	248	81h, 32m	459	51
4701 - 2017 F350 - [REDACTED]	4035.9	1110	477h, 7m	2046	253
4215 - 2008 VACCON - [REDACTED]	34.9	12	4h, 1m	21	0
UNIT# 4682 - 5 YD DUMP - [REDACTED]	30778.5	2499	637h, 20m	8900	267
4303 - 2010 10YD DUMP - [REDACTED]	106.8	21	5h, 8m	44	4
4523 - 2003 10YD DUMP TRUCK - [REDACTED]	1043.0	268	96h, 53m	431	18
4210 - 2008 FORD F150 - [REDACTED]	2506.9	139	34h, 38m	492	2
4262 - 2004 F750 - [REDACTED]	12118.5	1672	463h, 40m	2967	127
9324 - 2016 FORD EXPLORER - [REDACTED]	2207.0	199	41h, 57m	549	20
UNIT# 4325 -5YD DUMP - [REDACTED]	13120.4	2750	761h, 7m	4799	110
UNIT# 4607 - CEMENT TRUCK - [REDACTED]	7052.3	1736	631h, 28m	2792	61
9696 - 2016 DODGE RAM - [REDACTED]	2400.6	596	170h, 19m	1099	133
Unit# 9652 - EXPLORER - [REDACTED]	24570.4	2175	685h, 11m	4685	597
4682 - 2015 FORD F750 - [REDACTED]	1699.9	128	32h, 43m	401	28
9339 - 2018 FLUSH TRUCK - [REDACTED]	0.4	0	32s	2	0
9000 - 2008 VACCON - [REDACTED]	1480.0	538	197h, 2m	714	20
UNIT# 4678 - F-350 - [REDACTED]	7962.8	1841	607h, 8m	3683	468
UNIT# 4140 - FLATBED STAKE - [REDACTED]	13415.2	1970	616h, 55m	5792	375
4674 - 2013 FORD F150 - SPARE - [REDACTED]	1759.2	198	69h, 48m	458	30
4591 - 2008 2YD DUMP - [REDACTED]	1835.8	415	115h, 57m	743	67
UNIT# 4632 - EXPLORER - [REDACTED]	19333.4	1244	405h, 58m	5609	1
9360 - 2005 BUCKET TRUCK - [REDACTED]	137.0	71	42h, 6m	115	37
Unit# 9268 - [REDACTED]	385.0	67	18h, 4m	211	64
9268 - 2003 FLUSH TRUCK - [REDACTED]	0.0	0	21s	1	0
4488 - 2018 F450 - [REDACTED]	2625.9	639	189h, 52m	1168	52
UNIT# 4594 - 2YD DUMP - [REDACTED]	9710.2	2702	960h, 7m	5153	256
UNIT# 4251 - 10YD DUMP - [REDACTED]	1193.0	211	82h, 5m	314	0
UNIT# 4523 - 10 YD DUMP - [REDACTED]	8096.6	1708	628h, 50m	2630	62
Unit# 4215 - VAC - [REDACTED]	5820.4	3638	1462h, 33m	4675	258
G77420F352F1 - [REDACTED]	0.0	1	6m	1	0
4676 - 2013 FORD F350 - [REDACTED]	1506.7	300	91h, 53m	697	58
Unit# 4229 - TRUCK TRACTOR - [REDACTED]	5338.7	248	94h, 24m	477	20
G74820F08018 - [REDACTED]	1247.9	179	52h, 32m	298	19
4576 - 2007 FORD EXPLORER - [REDACTED]	3095.2	690	276h, 22m	1025	18
4294 - 2006 10YD DUMP TRUCK - [REDACTED]	370.7	78	27h, 50m	136	1
4421 - 2013 FORD F150 - [REDACTED]	4574.2	198	42h, 23m	734	0
UNIT# 9000 - VAC - [REDACTED]	12127.3	4471	1776h, 39m	5650	274
4595 - 2008 10YD DUMP TRUCK - [REDACTED]	1373.4	190	65h, 19m	306	16
Unit# 4408 - F-150 - [REDACTED]	30084.2	3257	993h, 37m	7785	97



Created Aug 15, 2019  
 From Jan 01, 2016  
 To Dec 31, 2018

Streets and Parkways

Measurements miles  
 Speed mph

Vehicle	Distance	Idling > 5 mins.	Idling Duration	Trips	After Hours Trips
Unit# 4606 - TRASH TRUCK - [REDACTED]	10053.0	380	113h, 10m	1513	58
4520 - 2003 F750 - [REDACTED]	2229.0	1	21m	324	6
4140 - 2003 FORD F350 - [REDACTED]	1228.8	154	48h, 1m	547	57
4658 - 2009 FORD E450 - [REDACTED]	838.4	188	51h, 18m	395	35
4594 - 2008 2YD DUMP TRUCK - [REDACTED]	3269.8	706	238h, 25m	1206	82
Unit# 4125 - F-150 - [REDACTED]	4325.6	226	175h, 48m	970	44
9260 - 2001 FLUSHER - [REDACTED]	0.0	0	1m	1	0
SPARE	1262.5	345	125h, 39m	535	0
UNIT# 4677 - FLATBED F-350	17038.6	4464	1884h, 24m	7456	419
4709 - 2016 FREIGHTLINER - [REDACTED]	0.0	0	2m	1	0
4706 - 10 YD DUMP - [REDACTED]	0.0	0	59s	1	0
Unit# 4169 - F-150 - [REDACTED]	4659.3	235	107h, 48m	1471	67
4675 - 2014 F350 - [REDACTED]	1476.1	286	113h, 8m	668	73
UNIT# 4674 - F-150 - [REDACTED]	12209.6	2050	781h, 7m	4115	512
UNIT# 4446 - 5YD DUMP - [REDACTED]	10482.2	0	1h, 11m	1627	24
UNIT# 4210 - F-150 - [REDACTED]	26462.1	1387	401h, 31m	4715	144
4607 - 2008 CEMENT - [REDACTED]	0.7	1	18m	5	0
4251 - 2009 10YD DUMP - [REDACTED]	0.0	0	11s	1	0
UNIT# 4315 - 2YD DUMP F450	12426.6	2037	703h, 12m	4592	197
UNIT# 4473 - DODGE RAM - [REDACTED]	656.2	108	41h, 31m	194	9
4401 - 2008 FORD F150 - [REDACTED]	4110.4	43	12h, 18m	491	19
4697 - 2017 RAM1500 - [REDACTED]	7917.5	1055	344h, 42m	2078	184
9439 - 2008 F450 - [REDACTED]	1600.3	462	121h, 38m	900	100
4484 - 2018 F750 - [REDACTED]	2350.9	378	109h, 18m	614	27
Unit# 4249 - F-150 - [REDACTED]	23432.0	2421	1077h, 24m	5075	596
Unit# 9594 - F-350 - [REDACTED]	6616.8	1435	458h, 38m	2411	232
UNIT# 4294 - 10YD DUMP - [REDACTED]	2470.3	350	112h, 8m	683	8
4636 - 2009 6YD DUMP - [REDACTED]	31.4	7	1h, 43m	19	0
9645 - 2009 F250 - [REDACTED]	2632.5	262	95h, 0m	725	126
9346 - 2004 BUCKET TRUCK - [REDACTED]	1244.4	653	245h, 36m	959	314
Unit# 9913 - EXPLORER - [REDACTED]	20493.9	1564	470h, 51m	3194	130
4452 - 2014 FORD F150 - [REDACTED]	2318.5	216	72h, 24m	512	3
Unit# 4504 - F-150 - [REDACTED]	13479.6	3034	1262h, 43m	4773	132
4655 - 2009 FORD - [REDACTED]	2483.8	198	74h, 47m	465	42
Unit# 4439 - F-350 - [REDACTED]	13919.3	3155	1126h, 43m	6671	183
UNIT# 4303 - 10YD DUMP - [REDACTED]	9544.7	1529	470h, 8m	2959	104
UNIT# 4636 - 6YD DUMP - [REDACTED]	13035.6	1565	475h, 28m	4969	211
UNIT# 4661 - F-350 - [REDACTED]	33231.4	3562	992h, 27m	7400	361
4677 - 2014 FORD F350 - [REDACTED]	439.8	121	41h, 10m	207	15
4530 - 2007 10YD DUMP TRUCK - [REDACTED]	2261.4	258	68h, 58m	754	44
Unit# 4422 - F-150 - [REDACTED]	21504.9	3403	891h, 38m	7049	222
4679 - 2014 F350 - [REDACTED]	5021.5	1829	840h, 38m	2640	146
9652 - 2009 FORD EXPLORER - SPARE	3711.3	318	96h, 7m	654	18
Unit# 4584 - F-450/2YD - [REDACTED]	9217.6	1124	357h, 46m	3050	254
Unit# 4589 - 10YD DUMP - [REDACTED]	8954.8	1581	529h, 36m	2807	151
G76620F347F8	201.9	27	11h, 28m	60	2
9920 - 2008 TRASH TRUCK - [REDACTED]	0.4	0	4m	2	0
4489 - 2018 TRAVERSE - [REDACTED]	1825.1	176	67h, 52m	333	2
UNIT# 4440 - CEMENT - [REDACTED]	7327.7	2379	789h, 36m	3258	90
4323 - 2009 F450 - [REDACTED]	2192.4	495	162h, 15m	852	36
UNIT# 4264 - TRACTOR 6X4 - [REDACTED]	3077.2	412	164h, 37m	655	39

Created Aug 15, 2019  
 From Jan 01, 2016  
 To Dec 31, 2018

Streets and Parkways

Measurements miles  
 Speed mph

Vehicle	Distance	Idling > 5 mins.	Idling Duration	Trips	After Hours Trips
UNIT# 9920 - TRASH	9118.9	784	211h, 59m	2636	604
4702 - 2017 FORD EXPLORER	7929.8	681	203h, 18m	1886	633
9443 - 2008 STAKEBODY	495.2	139	43h, 27m	218	25
4422- 2013 FORD F150	823.5	135	35h, 34m	307	2
9594 - 2013 F350	992.7	293	86h, 36m	458	67
MISSING	1824.9	252	87h, 8m	583	11
UNIT# 4585 - 5YD	9550.4	2009	540h, 44m	3536	65
UNIT# 7399 - F-150 - INSPECTOR SPARE	8952.5	1227	446h, 33m	2557	84
UNIT# 4658 - CUTAWAY	5983.8	1129	374h, 47m	2883	311
UNIT# 4591 - 2YD DUMP	9897.7	1996	645h, 37m	4011	286
9001 - 2009 5YD DUMP TRUCK	662.9	120	42h, 14m	222	7
4440 - 2013 CEMENT TRUCK	714.3	219	81h, 39m	267	6
UNIT# 4461 - F-150	2810.5	519	230h, 29m	1062	59
UNIT# 4455 - STAKEBODY F-750 - SPARE	26178.2	3004	962h, 30m	4720	439
UNIT# 4538/5YD	2077.0	191	61h, 19m	803	442
4540 - 2007 10YD DUMP	9370.3	651	199h, 15m	2478	129
Unit# 9651 - EXPLORER	10.2	2	23m	7	0
4512 - 2019 FORD F750	13017.2	981	231h, 59m	2609	63
UNIT# 4175 - EXPLORER - NEEDS TO BE G74220F34BD8	223.1	20	4h, 48m	44	4
9323 - 2016 DODGE RAM	1786.6	225	102h, 54m	575	33
4666 - 2012 F750	3044.6	584	204h, 59m	1068	79
9309 - 2015 BUCKET TRUCK	2654.3	648	269h, 36m	946	177
4635 - 2009 - 6 YD DUMP	5353.8	209	56h, 40m	940	139
UNIT# 4675 - F-350	649.3	271	117h, 6m	437	48
UNIT# 4274 - F-550	99.1	17	5h, 45m	48	4
Unit# 4329 - F-150	12970.9	2734	1013h, 42m	5288	458
UNIT# 4165 - F-350	9822.1	1675	589h, 40m	3617	141
UNIT# 4328 - F-350 BARRICADE	7903.5	1645	629h, 32m	4186	175
UNIT# 4200 - 2YD DUMP	9765.2	2473	896h, 0m	4198	298
4472 - 2016 DODGE RAM	17975.2	2045	551h, 0m	4079	77
UNIT# 4295 - 10YD DUMP	7486.0	1124	356h, 23m	3090	177
4198 - 2008 FORD F350	3950.4	87	26h, 44m	950	211
4419 - 2012 F350	12358.3	2067	661h, 17m	3735	153
Unit# 4104 - F-150	490.5	21	6h, 52m	124	4
Unit# 4401 - F-150	1501.0	276	102h, 41m	551	37
9770 - 2016 DODGE	17903.9	2136	875h, 48m	4877	698
Unit# 4463 - F-250 - SPARE	23133.2	964	324h, 46m	4135	213
4678 - 2014 F350	2999.5	603	158h, 31m	1308	251
Unit# 4260 - CUTAWAY VAN	9058.0	1913	888h, 28m	3167	106
UNIT# 4472 - RAM 1500	8771.6	519	179h, 41m	1743	61
UNIT# 4595 - 10YD DUMP	2981.8	805	277h, 32m	1196	82
4473 - 2016 RAM1500	18503.4	3015	1064h, 25m	6303	150
4104 - 2008 F150	28451.8	556	161h, 19m	6920	1440
UNIT# 4419 - F-350	13027.5	2049	672h, 31m	3711	173
9931 - 2009 FORD F750	2982.5	566	233h, 2m	979	42
SPARE	2482.4	314	137h, 44m	601	56
4667 - 2012 F350	10647.1	1866	579h, 31m	4024	199
4420 - 2013 F150	0.0	1	15m	2	0
	8665.8	1810	605h, 12m	3167	568
	4166.2	851	258h, 11m	2239	183
	193.3	9	3h, 3m	69	30

Created Aug 15, 2019  
 From Jan 01, 2016  
 To Dec 31, 2018

Streets and Parkways

Measurements miles  
 Speed mph

Vehicle	Distance	Idling > 5 mins.	Idling Duration	Trips	After Hours Trips
UNIT# 4220 - CEMENT TRUCK - [REDACTED]	7356.3	1974	575h, 44m	3099	76
UNIT# 4441 - 12YD DUMP - [REDACTED]	7427.1	1396	447h, 16m	2516	132
UNIT# 4520 - STAKEBODY [REDACTED]	9549.9	0	1h, 21m	1465	183
UNIT# 4676 - F-350	4776.1	1300	563h, 31m	2242	87
4229 - 2004 TRUCK TRACTOR [REDACTED]	0.0	1	9m	1	0
4638 - 2008 FORD E350 [REDACTED]	1134.5	217	58h, 0m	510	50
4315 - 2009 F450 - NO ASSIGNED DRIVE	1903.5	392	124h, 28m	680	21
4705 - 2017 2YD DUMP TRUCK [REDACTED]	2396.5	665	239h, 36m	996	77
9785 - 2016 E350 VAN -	228.7	46	14h, 25m	91	42
4220 - 2004 CEMENT TRUCK -	1144.0	408	134h, 47m	542	11
9644 - 2009 F250 [REDACTED]	2070.6	424	179h, 49m	690	8
9320 - 2003 F550 -	0.7	0	38s	2	0
9649 - 2009 F250 [REDACTED]	3177.8	583	178h, 24m	1174	173
9655 - 2009 FORD RANGER -	0.2	0	9s	2	0
UNIT# 4605 - 10YD [REDACTED]	5995.9	1003	276h, 27m	2086	123
9441 - 2008 F450 [REDACTED]	311.2	107	38h, 37m	176	20
7715 - 2008 VACCON - EMERGENCY UN	353.9	4	1h, 19m	132	2
4402 - 2012 F150 [REDACTED]	2535.3	431	239h, 22m	712	25
4455 - 2015 F750 -	2171.6	223	76h, 41m	372	25
4295 - 2006 10YD DUMP TRUCK -	187.1	29	7h, 4m	59	3
4585 - 2008 5YD DUMP TRUCK -	1905.5	336	101h, 6m	574	18
UNIT# 4576 - EXPLORER	6674.3	369	152h, 40m	2203	345
UNIT# 4540 - 10YD DUMP -	9812.9	1067	314h, 17m	3112	166
9452 - 2011 E450 - [REDACTED]	72.8	24	5h, 55m	54	18
4439 - 2013 F350 -	42.7	3	42m	12	0
Unit# 9316 - SWEEPER - [REDACTED]	5262.8	738	220h, 40m	1599	511
UNIT# 9001 - 5YD DUMP [REDACTED]	9895.0	2093	580h, 32m	3652	102
9205 - 2016 DODGE RAM [REDACTED]	2242.1	426	126h, 40m	929	113
4249 - 2009 F150 [REDACTED]	2192.9	217	94h, 30m	463	35
4657 - 2009 FORD F150 -	1537.0	131	29h, 57m	308	2
UNIT# 4450 - F-350 FLATBED - [REDACTED]	13881.0	2812	1186h, 9m	5112	175
SPARE	6.5	0	48s	4	0
4480 - 2017 FORD F450 - [REDACTED]	1807.5	390	128h, 23m	1215	60
4589 - 10YD DUMP -	21.2	1	10m	6	0
4584 - 2008 2YD DUMP -	0.3	0	3m	3	0
Unit# 4570 - F-150 [REDACTED]	13394.1	1176	477h, 5m	2812	59
9692 - 2016 DODGE RAM [REDACTED]	2646.2	99	26h, 12m	454	29
4408 - 2002 F150 - [REDACTED]	2723.8	364	136h, 10m	756	11
9432 - 2008 F250 - [REDACTED]	1344.6	91	28h, 51m	291	47
UNIT# 4655 - F-150 - [REDACTED]	17046.4	3383	1248h, 29m	5913	301
4659 - 2009 FORD F350 -	153.4	5	1h, 48m	33	0
Unit# 4402 - F-150 - [REDACTED]	20022.5	3170	2284h, 19m	5152	299
4700 - 2017 F350 -	2458.7	883	608h, 7m	1149	193
UNIT# 4198 - F-350 [REDACTED]	5568.1	260	80h, 51m	1362	306
9453 - 2011 E450 [REDACTED]	219.5	51	26h, 5m	79	7
Unit# 4657 - F-150 - [REDACTED]	33776.0	2193	518h, 10m	5207	69
Unit# 4421 - F-150 [REDACTED]	40553.4	2595	620h, 30m	7622	0
4606 - 2008 [REDACTED]	1348.1	65	19h, 20m	200	9
4169 - 2001 F150 - SPARE VEHICLE	2421.3	321	101h, 12m	500	5
UNIT# 4470 - 5YD DUMP - [REDACTED]	2916.8	549	150h, 2m	1149	21
4698 - 2017 RAM1500 - [REDACTED]	5769.9	857	251h, 10m	1923	304

Created Aug 15, 2019

Streets and Parkways

From Jan 01, 2016

To Dec 31, 2018

Measurements miles

Speed mph

Vehicle	Distance	Idling > 5 mins.	Idling Duration	Trips	After Hours Trips
UNIT# 4323 - 2YD DUMP - [REDACTED]	7598.5	1574	487h, 3m	3010	147
9326 - 2016 F450 - COMMUNITY SERVIC	3101.0	637	189h, 11m	946	258
4124 - 2019 FORD TRASH TRUCK	0.0	0	0s	0	0
4180 - 2008 2YD DUMP -	0.0	0	0s	0	0
4226 - 2008 F350 - [REDACTED]	0.0	0	0s	0	0
4441 - 2003 12YD DUMP -	0.0	0	0s	0	0
4446 - Sand Spreader -	0.0	0	0s	0	0
4450 - 2015 F350 -	0.0	0	0s	0	0
4525 - 2019 12YD DUMP -	0.0	0	0s	0	0
4553 - FORD E450 - [REDACTED]	0.0	0	0s	0	0
4593 - 2018 E450 VAN - [REDACTED]	0.0	0	0s	0	0
4605 - 2008 10YD DUMP -	0.0	0	0s	0	0
4710 - 2017 10 YD DUMP -	0.0	0	0s	0	0
4715 - 2009 2YD DUMP -	0.0	0	0s	0	0
7321 - 2007 FORD F250 -	0.0	0	0s	0	0
9207 - 2019 DODGE RAM -	0.0	0	0s	0	0
9213 - 2019 DODGE RAM -	0.0	0	0s	0	0
9222 - 2019 DODGE RAM -	0.0	0	0s	0	0
9248 - 2019 FORD BUCKET TRUCK -	0.0	0	0s	0	0
9341 - 2017 STREET FLUSHER -	0.0	0	0s	0	0
9349 - 2018 DODGE RAM -	0.0	0	0s	0	0
9597 - 2014 SWEEPER [REDACTED]	0.0	0	0s	0	0
9653 - 2005 F750 BUCKET TRUCK - TRAV	0.0	0	0s	0	0
9693 - 1997 FORD SPRAYER TRUCK - AN	0.0	0	0s	0	0
G74B20F07EE5	0.0	0	0s	0	0
G74E20F352CB	0.0	0	0s	0	0
G75E20F352DB	0.0	0	0s	0	0
G75F20F0820D	0.0	0	0s	0	0
G76920F08039	0.0	0	0s	0	0
G77C20F352F9	0.0	0	0s	0	0
G77E20F352FB	0.0	0	0s	0	0
G78020F35302	0.0	0	0s	0	0
G78720F35305	0.0	0	0s	0	0
G78C20F3530E	0.0	0	0s	0	0
G78E20F3530C	0.0	0	0s	0	0
G78F20F3530D	0.0	0	0s	0	0
G79620F35314	0.0	0	0s	0	0
G79920F3531B	0.0	0	0s	0	0
G79C20F3531E	0.0	0	0s	0	0
G7AB20F35329	0.0	0	0s	0	0
G7BA20F35338	0.0	0	0s	0	0
G7BD20F3533F	0.0	0	0s	0	0
G7CB20F08198	0.0	0	0s	0	0
G7D320F08180	0.0	0	0s	0	0
G7D420F08187	0.0	0	0s	0	0
G7EF20F07FBE	0.0	0	0s	0	0
G7F420F35271	0.0	0	0s	0	0

60808h, 10m

Created Aug 15, 2019

Traffic Engineering

From Jan 01, 2016

To Dec 31, 2018

Measurements miles

Speed mph

Vehicle	Distance	Idling > 5 mins.	Idling Duration	Trips	After Hours Trips
4077-G7C620F56F62	841.4	97	29h, 37m	187	8
4108	7244.5	993	305h, 4m	1909	218
4055-G72320F5689E	516.5	78	25h, 38m	111	7
4312	14575.0	2879	943h, 46m	3921	414
4082	15619.3	1392	472h, 29m	4608	525
4060	11652.5	0	1h, 20m	2413	322
4022	11249.1	1184	426h, 25m	3009	364
4055	26982.4	6543	2023h, 46m	9357	1176
4064-G7C320F56F67	579.5	111	27h, 57m	156	3
4017	17442.5	3701	1132h, 24m	5154	698
4017-G77F20F56FDB	958.2	135	45h, 19m	194	21
4084-G77B20F569C5	265.9	20	7h, 54m	71	1
4094-G7C920F56F6D	1469.9	211	74h, 23m	318	74
4060-G72920F56F8D	478.0	69	31h, 22m	118	1
4026-G72120F56F85	913.2	176	62h, 52m	256	32
4081-G7D920F56A66	369.7	60	16h, 17m	120	19
4077	18953.2	2713	798h, 10m	4410	141
4084	16785.1	1530	525h, 13m	4551	298
4064	15894.7	0	59m	2962	420
4108-G7ED20F56A52	1039.3	246	72h, 40m	348	61
4022-G73520F56F91	476.4	41	16h, 39m	112	9
4074-G76120F569DF	280.8	59	23h, 53m	99	8
4102-G70820F56FAC	314.9	65	20h, 18m	136	9
4074	21922.7	4410	1575h, 14m	5806	367
4003	15161.7	2	2h, 11m	3017	665
4081	16537.6	2242	738h, 33m	4761	927
4065-G76F20F569D1	1361.0	188	53h, 20m	291	22
4075	17171.1	1566	574h, 52m	4408	903
4065	25263.2	4105	1268h, 35m	5916	600
4075-G71220F56FB6	708.7	69	19h, 37m	204	7
4082-G7A920F56917	574.0	77	22h, 24m	183	20
4094	18408.8	2772	1133h, 23m	4116	990
4026	26942.3	6237	2056h, 50m	8723	1035
			14529h, 38m		

Created Aug 15, 2019

Water Department

From Jan 01, 2016

To Dec 31, 2018

Measurements miles

Speed mph

Vehicle	Distance	Idling > 5 mins.	Idling Duration	Trips	After Hours Trips
8006 WBOM Ford F150 Pick	23234.6	3603	1286h, 17m	5601	1283
8795 WBOM Crew Truck	20021.1	4269	2360h, 11m	6123	2174
8387 Grand Isle Dump Truck	11.0	2	15m	3	0
8076 East Bank Plant Pick-U	1736.4	793	270h, 40m	4340	1237
8474 EBOM 6/8 Yd. Dump T	24037.0	3048	1368h, 23m	6203	2703
8392 Utility Billing EB Ford E	8628.7	1086	257h, 26m	3323	625
8439 Utility Billing EB Dodge	38778.5	5308	1302h, 30m	11731	1208
8811 Utility Bill. W.B. P/U Pri	34984.2	5952	1351h, 34m	13997	1517
8526 Utility Billing East Bank	5547.0	542	126h, 49m	1354	134
8093 Utility Billing EB Ford F	25492.0	5444	1405h, 34m	13066	1990
8858 WBOM Dodge Durang	49221.0	2449	1036h, 27m	8146	2587
8822 WBOM Crew Truck	1942.0	468	269h, 8m	631	276
8825 WBOM Pick-up truck	18951.1	1468	490h, 5m	3993	1959
8314 Utility Billing EB Van	22300.2	4240	945h, 33m	9207	2090
8205 EBOM pick-up truck	717.4	122	36h, 43m	215	59
8193 EBOM Crew Truck	110.1	21	11h, 2m	39	13
8441 WBOM Dodge Ram Pi	14740.3	2064	748h, 24m	3624	868
8454 Utility Billing EB Dodge	31408.1	5084	1292h, 7m	10034	1122
8860 Utility Bill. WB Dodge I	41856.2	5215	1227h, 42m	13110	2241
8475 EBOM 6/8 Yd. Dump T	17307.9	2119	746h, 33m	6022	2708
8164 WBOM Pick-Up	28440.8	2728	953h, 5m	4180	876
8436 Water Quality Lab Forc	43338.7	1667	408h, 11m	6248	2260
8461 Utility Billing WB Ram	41609.5	4070	1021h, 21m	10177	939
8361 East Bank Plant Ford F-	3223.1	1745	625h, 42m	7406	2271
Device deactivated. Formerl	13378.3	461	115h, 29m	1843	844
8444 EBOM Dump Truck	465.9	116	42h, 37m	237	110
8239 Utility Billing EB Ford F	36779.1	4775	1053h, 4m	14185	1376
8513 EBOM Crew Truck	6629.7	1685	912h, 0m	2430	1084
8826 Utility Bill. W.B. P/U Pri	39977.9	3673	922h, 10m	9521	1939
8829 West Bank Plant pick-u	9971.7	200	48h, 21m	1455	423
8248 West Bank Plant pick-u	14508.1	91	22h, 6m	1071	202
8803 WBOM Crew Truck	1238.5	288	143h, 41m	371	47
8376 Utility Billing East Bank	17680.1	629	162h, 9m	3712	954
5353 Utility Billing EB Ford E	24298.4	4023	1131h, 7m	8760	2296
8465 EBOM Crew Truck	25651.7	4367	1536h, 11m	9977	4319
Device deactivated. Formerl	8551.1	374	144h, 14m	3045	1513
8802 WBOM Crew Truck	571.6	130	93h, 56m	154	52
8883 Utility Billing WB Dodge	20675.0	2565	616h, 33m	6099	412
8868 WBOM Pick-up	45878.2	2795	964h, 58m	7032	1582
8856 EBOM Dodge Durang	33441.7	2078	639h, 27m	6269	1328
8802 WBOM Crew Truck For	6453.0	1606	990h, 48m	2059	752
8255 EBOM Pick-up truck-Jc	12964.2	1177	395h, 6m	2729	609
8250 East Bank Plant pick-up	4304.5	551	194h, 59m	2794	921
8879 WBOM Crew Truck	1302.1	353	159h, 28m	486	131
8051 Utility Billing EB Dodge	17927.7	3762	908h, 36m	10487	1574
8523 UBEB Dodge Ram pick	4641.1	248	53h, 12m	861	74
8193 EBOM Crew Truck	22861.0	5077	2661h, 37m	8182	3598
8882 Grand Isle Ford F450	9746.6	639	214h, 13m	2032	563

Created Aug 15, 2019

Water Department

From Jan 01, 2016

To Dec 31, 2018

Measurements miles

Speed mph

Vehicle	Distance	Idling > 5 mins.	Idling Duration	Trips	After Hours Trips
8875 WBOM Crew Truck	24091.2	5272	2598h, 4m	7744	2580
8094 Utility Billing EB Ford F	18228.7	1735	440h, 14m	8019	613
8048 H Water Quality Lab Fc	34170.7	579	164h, 0m	5304	1548
8356 Utility Billing EB Ford F	30507.5	7306	2118h, 38m	12517	1617
8309 WBOM Dump Truck	22947.1	2494	830h, 17m	6512	2812
8473 Utility Billing EB Dodge	31253.2	3489	832h, 2m	9793	2216
8862 WBOM Dump Truck	18436.0	2727	1098h, 57m	4350	1737
8481 EBOM Crew Truck	24384.2	3597	1381h, 22m	7764	2790
8859 Utility Bill. WB Dodge I	45915.1	3475	810h, 59m	9548	1173
8114 H EBOM 10 YARD DUM	16361.2	1350	371h, 29m	6440	3076
8289 East Bank Plant Pick-U	3213.4	2972	1081h, 17m	7942	2634
8074 EBOM Crew Truck	664.5	186	90h, 28m	265	99
8886 Utiltiy Billing EB pick-u	25438.3	7385	1652h, 31m	15323	1858
8466 EBOM pick-up truck	1809.6	265	78h, 21m	420	101
8111 H EBOM 10 Yard Dumj	13709.8	689	199h, 28m	5276	2312
8466 EBOM Pick-Up	34200.8	5884	1944h, 39m	9819	2873
8820 WBOM pick-up truck	11551.2	1887	733h, 8m	3172	799
8266 EBOM Crew Truck	10094.7	2614	1288h, 58m	4387	2157
8351 EBOM Crew Truck	24368.0	5509	2713h, 18m	8572	3477
8879 WBOM Crew Truck	22419.1	5247	2529h, 23m	7149	2497
8488 East Bank Plant Ford E	9786.8	1390	414h, 23m	8162	2612
8828 EBOM pick-up truck	1298.8	207	47h, 42m	483	109
8795 WBOM Crew Truck	1318.3	312	199h, 4m	403	133
8815 Utility Bill. W.B. P/U Pri	42538.1	5166	1197h, 41m	10161	1360
8486 UBEB Pick-up truck	102.6	8	1h, 43m	33	5
8449 Water Quality Lab Dur	23907.2	521	133h, 35m	3250	795
8355 Utility Billing EB F-250 defective device removed fr	25355.3	5394	1230h, 10m	14263	1356
8840 WBOM Crew Truck	12657.0	1086	266h, 6m	3052	710
8840 WBOM Crew Truck	233.1	82	42h, 14m	91	28
8115 EBOM 10 Yard Dump T	21689.9	3345	1246h, 46m	7140	3395
8350 EBOM CREW TRUCK	18528.6	4633	2241h, 53m	7105	2464
8504 Water Quality Lab SUV	1546.9	60	14h, 47m	535	91
8386 EBOM F-750 Dump Tru	4012.8	520	159h, 11m	1583	743
8457 Engineering Inspector	35380.5	5837	4116h, 0m	9206	3228
8496 EBOM dump truck	15089.7	2026	700h, 20m	5364	1998
8008 Water Quality Lab Forc	7797.6	576	154h, 54m	3259	1254
8221 Utility Billing WB Ford	14895.7	2046	493h, 17m	8103	1215
8440 WBOM Dump Truck	21548.6	3616	1449h, 55m	6372	2602
8463 EBOM Crew Truck	27838.5	5105	2098h, 59m	9411	4053
8479 EBOM 2 yard dump tru	23192.1	5068	1877h, 37m	7988	2249
8828 EBOM F-250 Pick-Up	30930.9	4621	1274h, 51m	10534	2891
8467 Utility Billing EB Dodge	35034.3	6034	1393h, 48m	13084	1107
Device missing.	63.6	14	9h, 14m	27	13
8073 EBOM Crew Truck	21603.3	4630	2412h, 13m	7188	2682
8816 WBOM Pick-up truck	3016.9	317	114h, 21m	653	133
8861 Utility Bill. WB Pick-up	16990.2	1352	354h, 25m	4551	1198
8514 UBEB Cargo Van	1014.6	11	3h, 8m	255	1
8118 WBOM Dump Truck	14631.6	2337	885h, 38m	4101	1676

Created Aug 15, 2019

Water Department

From Jan 01, 2016

To Dec 31, 2018

Measurements miles

Speed mph

Vehicle	Distance	Idling > 5 mins.	Idling Duration	Trips	After Hours Trips
8443 EBOM valve truck (pick-up)	553.0	73	25h, 50m	216	50
8118 WBOM Dump Truck	1429.7	209	71h, 7m	391	135
8484 EBOM Supt. I p/u truck	41252.2	2815	832h, 56m	10181	3864
8254 Water Quality Lab Ford F	33904.4	2437	585h, 41m	6881	936
8443 EBOM Dodge Ram Pick-up	26459.1	2708	1075h, 1m	7381	1894
8238 Utility Billing EB Ford F	22888.6	7807	1768h, 15m	15807	1249
8095 Utility Billing EB Ford F	19921.6	1805	435h, 45m	7194	918
8863 West Bank Plant Pick-up	90519.0	1150	280h, 8m	5878	2068
8351 EBOM Crew Truck	1382.7	227	84h, 59m	386	116
8885 Utility Billing WB pick-up	34822.3	3445	876h, 12m	10395	1122
8060 East Bank Plant pick-up	4436.0	1315	420h, 19m	4428	1556
8513 EBOM Crew Truck	873.9	231	100h, 7m	344	160
8875 WBOM Crew Truck	1616.6	404	220h, 32m	545	165
8301 EBOM CREW TRUCK	16906.1	3152	1345h, 47m	5440	2386
8490 Water Quality Lab Ford F	8092.9	567	148h, 39m	2179	745
8890 WBOM dump truck	9887.5	1605	737h, 48m	2455	838
8874 PW Project Coordinatc	36564.5	5552	3601h, 15m	9181	3545
8822 WBOM Crew Truck	29428.8	5228	2959h, 50m	7424	2725
8821 Utility Billing WB Ford	31538.2	3095	729h, 57m	9103	1533
8819 Utility Billing West Ban	19686.7	1978	604h, 52m	4595	446
8001 East Bank Plant pick-up	2452.6	195	60h, 37m	3588	2372
8884 West Bank Plant pick-up	19518.7	371	95h, 59m	1622	563
8260 Utility Billing WB Explc	11834.4	364	85h, 45m	1431	435
8793 WBOM Dump Truck	1757.1	246	107h, 30m	395	136
8404 Utility Billing EB Ford F	32120.3	6241	1344h, 37m	14332	1796
8522 EBOM pick-up valve tr	3280.4	1117	346h, 48m	2562	675
8517 EBOM Crew Truck	1093.9	301	124h, 40m	553	259
8468 WBOM 2 Yard Dump T	30707.2	5595	2117h, 36m	8283	2239
8253 Water Quality Lab Ford F	29588.2	1601	436h, 8m	4882	590
8465 EBOM Crew Truck	434.5	87	28h, 35m	147	51
8455 EBOM Dump Truck	23037.3	3452	1416h, 28m	6874	2798
8205 EBOM F-250 Pick-Up	36697.2	4421	1311h, 58m	9798	3178
8803 WBOM Crew Truck	22658.5	5064	2471h, 46m	6765	2454
8129 Utility Billing EB Ford F	26014.0	708	196h, 54m	9360	1887
8498 East Bank Plant pick-up	3819.9	554	162h, 54m	3304	1095
8463 EBOM Crew Truck	786.5	203	87h, 25m	339	136
8903 UBWB Dodge Ram 2500	9903.2	1669	421h, 34m	2681	80
8900 WBOM Crew Truck	6613.9	1233	499h, 37m	1618	477
8794 WBOM Crew Truck	13304.2	2030	869h, 11m	3316	1066
8350 EBOM Crew Truck	637.9	148	66h, 10m	244	85
8517 EBOM Crew Truck	6479.0	1914	963h, 12m	2938	1439
8442 East Bank Plant Pick-up	10894.7	2361	1000h, 26m	5160	1739
8793 WBOM Dump Truck	14025.3	2348	952h, 41m	3643	1256
8111 EBOM Dump Truck	495.5	40	9h, 3m	174	66
8387 EBOM F-750 Dump Tr	6796.7	678	214h, 50m	2123	872
8901 WBOM pick-up truck	9703.0	1239	600h, 44m	1654	444
8234 Utility Billing WB pick-up	6409.0	950	208h, 38m	2753	476
8857 West Bank Plant Dodg	17944.9	109	36h, 51m	3119	1564



Created Aug 15, 2019

Water Department

From Jan 01, 2016

To Dec 31, 2018

Measurements miles

Speed mph

Vehicle	Distance	Idling > 5 mins.	Idling Duration	Trips	After Hours Trips
Device missing-see commer	0.4	1	9m	4	0
8468 WBOM 2 yard dump tr	2018.0	348	130h, 47m	557	164
8487 Utility Billing EB pick-u	20291.0	6227	1398h, 38m	14702	1230
8831 WBOM Dump Truck	13594.2	2246	907h, 35m	3837	1598
8444 EBOM Dump Truck	14830.1	2623	804h, 11m	6185	2831
8074 H EBOM Crew Truck	17391.6	4359	1862h, 20m	7529	3386
8124 Utility Billing EB Ford F	31747.3	3609	819h, 55m	9249	1132
8010 EBOM Ford F-250	9366.9	1883	496h, 4m	7618	1892
8840 WBOM Crew Truck	28916.0	7028	3819h, 33m	8830	3305
8900 WBOM Crew Truck	434.4	65	26h, 46m	89	25
8486 Utility Billing EB Dodge	30404.8	6589	1517h, 35m	14963	2345
8353 EBOM Ford F-250 Pick	45308.6	2987	670h, 52m	11847	3617
8904 Utility Billing West Ban	3921.7	618	131h, 23m	1510	173
8827 Grand Isle Pick-Up	20417.2	1151	357h, 11m	5909	1924
8114 EBOM Dump Truck	466.9	24	6h, 33m	164	93
8029 West Bank Plant pick-t	8972.6	233	59h, 4m	1223	450
8081 EBOM pick-up truck	14391.8	1469	533h, 14m	4174	1855
8523 UBEB Dodge Ram 250l	6798.8	374	86h, 59m	1208	151
8830 WBOM Dump Truck	9089.1	1322	505h, 11m	2614	1121
5353 Utility Billing East Bank	0.0	0	0s	0	0
8002 Utility Billing East Bank	0.0	0	0s	0	0
8006 v.7 WBOM pick-up tru	0.0	0	0s	0	0
8048 Lab pick-up truck	0.0	0	0s	0	0
8093 Utility Billing East Bank	0.0	0	0s	0	0
8115 EBOM Dump Truck	0.0	0	0s	0	0
8124 Utility Billing East Bank	0.0	0	0s	0	0
8238 v.7 Utility Billing East B	0.0	0	0s	0	0
8239 Utility Billing East Bank	0.0	0	0s	0	0
8253 Water Quality Lab SUV	0.0	0	0s	0	0
8289 East Bank Plant pick-uj	0.0	0	0s	0	0
8355 Utility Billing East Bank	0.0	0	0s	0	0
8356 Utility Billing East Bank	0.0	0	0s	0	0
8439 Utility Billing East Bank	0.0	0	0s	0	0
8455 EBOM Dump Truck	0.0	0	0s	0	0
8467 Utility Billing East Bank	0.0	0	0s	0	0
8473 v.7 UBEB Dodge Ram p	0.0	0	0s	0	0
8481 EBOM Crew Truck	0.0	0	0s	0	0
8487 Utility Billing East Bank	0.0	0	0s	0	0
8514 v.7 UBEB Cargo Van	0.0	0	0s	0	0
8542 Water Quality Lab SUV	0.0	0	0s	0	0
8811 v.7 UBWB pick-up	0.0	0	0s	0	0
8815 v.7 UBWB pick-up	0.0	0	0s	0	0
8819 v.7 UBWB pick-up	0.0	0	0s	0	0
8821 v.7 UBWB van	0.0	0	0s	0	0
8826 v.7 UBWB pick-up	0.0	0	0s	0	0
8831 WBOM Dump Truck	0.0	0	0s	0	0
8859 v.7 UBWB pick-up	0.0	0	0s	0	0
8885 v.7 UBWB pick-up	0.0	0	0s	0	0

Created Aug 15, 2019

Water Department

From Jan 01, 2016

To Dec 31, 2018

Measurements miles

Speed mph

Vehicle	Distance	Idling > 5 mins.	Idling Duration	Trips	After Hours Trips
8886 v.7 UBEB pick-up truck	0.0	0	0s	0	0
8901 v.7 WBOM pick-up tru	0.0	0	0s	0	0
8904 v.7 UBWB van	0.0	0	0s	0	0
8906 West Bank Plant servic	0.0	0	0s	0	0
8907 EBOM 10 yard dump t	0.0	0	0s	0	0

---

128438h, 6m

Parish  
Administration's  
Response





# JEFFERSON PARISH

## OFFICE OF THE PRESIDENT

CYNTHIA LEE SHENG  
PARISH PRESIDENT

February 15, 2020

### **Via Electronic Mail**

David N. McClintock  
Jefferson Parish Inspector General  
990 N. Corporate Drive, Suite 300  
Jefferson, LA 70123

Re: Administration Response to Office of Inspector General-Jefferson Parish-Confidential Draft Report 2018-0007-Vehicle Tracking and Management System

Mr. McClintock:

In accordance with Jefferson Parish Code Section 2-155.10(9), the Administration respectfully submits this response to JPOIG Confidential Draft Report 2018-0007. In connection with the above-referenced matter, my staff met with the various Departments utilizing the vehicle tracking and management system and your Office to discuss your draft report. Your draft report and those meetings produced many relevant suggestions that I believe warrant further action and corrective measures to ensure that the system is properly utilized.

The findings identified in the draft report are addressed in detail below.

### **Finding No. 1: Underutilization of the Vehicle Tracking and Management System**

The Administration acknowledges that the Parish's current utilization of the system results in inconsistent management of data collected by various departments. The Administration, further acknowledges that in order to maximize the value of the system the Parish should develop policies regarding the types of data tracked and the Departments responsible for evaluating and using the data, to ensure a more uniform and consistent approach to monitoring data.

### **Finding No. 2: Inadequate System Cost Control**

The Administration agrees that proper inventory management would directly result in better cost control. Additionally a well-developed policy regarding installation and deactivation of devices in vehicles requiring maintenance from Fleet Management and vehicle allocated for surplus would aid in cost control. The Administration has confirmed with the vendor that "stand-by mode" is not available for these devices.

### Finding No. 3: Excessive Vehicle Idle Time

The Administration agrees with certain findings in the draft that costs associated with unnecessary idle time versus operationally necessary idle time are unknown and that the data collected is not evidence of wasteful expenditures, but could lead to reduced costs if actively managed where appropriate. Department Directors consistently provided responses identifying situations and/or vehicles where idle time is necessary and/or required.

- The Departments of Streets, Parkways and Drainage each noted that the utilization of specialized equipment with onboard systems that use the engine for operation results in increased idle time (e.g., bucket trucks, grapple trucks, and flush trucks that clean catch basins).
- The Departments of Engineering, Water and Property Maintenance and Zoning noted that idling is required to power inspectors' computers and to provide comfort in the field while taking notes and making reports.
- The Department of Animal Shelter noted that the humane treatment of animals requires that engines run to provide air conditioning while transporting and holding animals in routine daily activities.


Finally, most Departments require safety lighting and onboard traffic signals while stationary in the public right of way, thereby resulting in necessary idle time. Accordingly, a Parish policy identifying vehicles prone to unnecessary idle time and proper monitoring of same could provide reductions in fuel and fleet maintenance costs.

In conclusion, the Administration has identified the appropriate Departments and staff necessary to develop and implement a Corrective Action Plan with the goal of allowing for: (i) a more uniform and consistent approach to managing and evaluating the data collected by the system; (ii) proper inventory management of tracking devices to facilitate maximum cost control; and (iii) assessment of data to effectively reduce idle times and manage maintenance of Parish vehicles. The Administration is committed to continued discussion with and input from your Office regarding the Corrective Action Plan and we recognize that the system is underutilized. We are committed to make changes so we can fully gain the benefits of the system as both a management and safety tool.

Thank you for your assistance, and for providing us an opportunity to respond.

If you have any questions, please contact me at your earliest convenience.

Sincerely,



Cynthia Lee Sheng  
Parish President

cc: Councilman Ricky Templet  
Councilman Scott Walker  
Councilman Marion Edwards  
Councilman Deano Bonano  
Councilman Byron Lee  
Councilman Dominick Impastato  
Councilwoman Jennifer Van Vrancken